

STRIDE Pocket Portal Cloud Data Logger/IoT Bridge



**Your personal pocket-sized
cloud data logger and
IIoT bridge**



STRIDE Pocket Portal

Make any device an edge device

The STRIDE Pocket Portal is a simple, low-cost cloud data logging and storage solution that will gather and store data directly to the cloud from any device including analog sensors, actuators, and Modbus-capable controllers. The extremely compact size allows the Pocket Portal bridge to fit anywhere and with WiFi capability, network connections are established without any extra network cabling. STRIDE Pocket Portal is perfect for anyone needing a small DIY cloud-based data solution that won't break the bank!

For the latest prices, please check AutomationDirect.com.

Key Features:

- Wireless Industrial IoT end-to-end solution to log your data in the cloud
- Faster Monitoring: Unmonitored assets can get connected and become monitored assets in minutes
- Remote Control: Write to Modbus coils, registers, or discrete outputs using the mobile app
- Reduce Costs: Enterprises can implement IIoT capabilities without needing technical expertise and without modifying equipment
- Retrofit Solution: Industrial controls, commercial buildings, retail spaces, or factories can be entirely retrofitted with IIoT capabilities in days instead of months

STRIDE Pocket Portal
priced at
\$99.00
(SE-PB100)

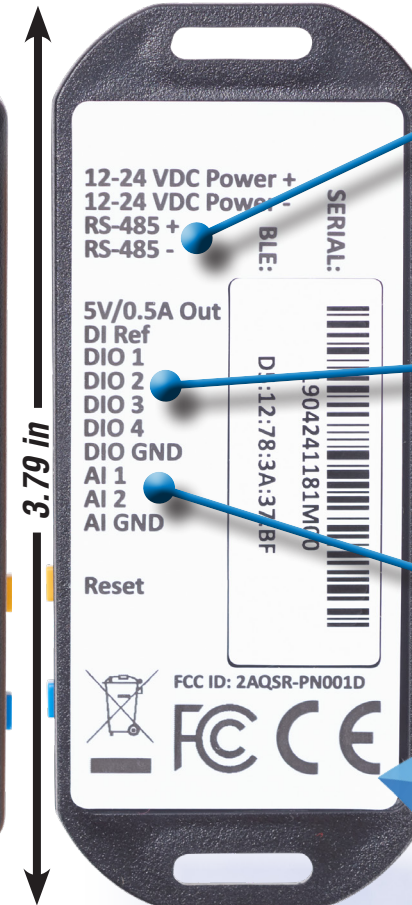
For the latest prices, please check AutomationDirect.com.



Data logging/ notify subscriptions with monthly or annual renewal allow you to customize your Pocket Portal to your specific data needs. A 30-day free trial is available so you can try before you buy.

Cloud Data/Notify (200K) SE-PP500K <i>Supports (1) STRIDE Pocket Portal IIoT bridge</i>	200,000 data points per month with email notifications.		SILVER
Cloud Data/Notify (1M) SE-PP5M <i>Supports (1) STRIDE Pocket Portal IIoT bridge</i>	1,000,000 data points per month with email notifications.		GOLD

30 DAY FREE TRIAL!

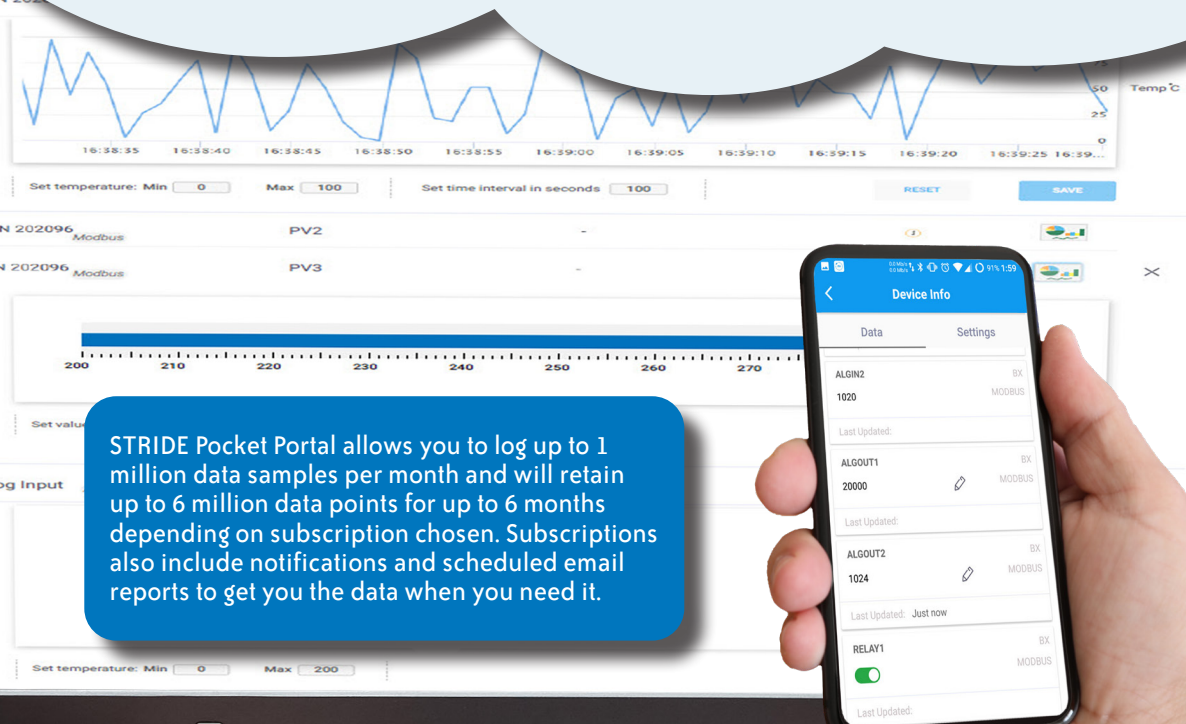


Modbus RTU (RS-485) serial port supports 1 Modbus RTU slave device and communicates with a single PLC, HMI or other Modbus RTU capable device.

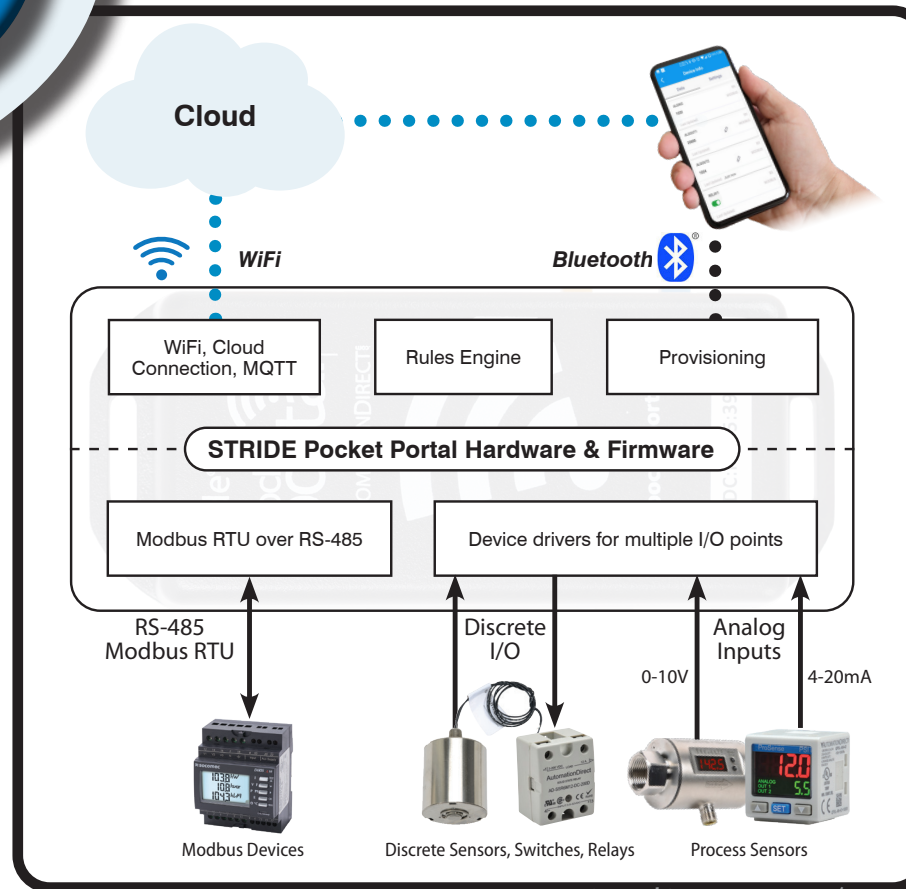
Four configurable, 3.3 - 24 VDC discrete I/O points allow for point to-point monitoring.

Two analog inputs provide monitoring of analog devices using 4-20 mA or 0-10 VDC signals

Analog 4-20mA



STRIDE Pocket Portal allows you to log up to 1 million data samples per month and will retain up to 6 million data points for up to 6 months depending on subscription chosen. Subscriptions also include notifications and scheduled email reports to get you the data when you need it.



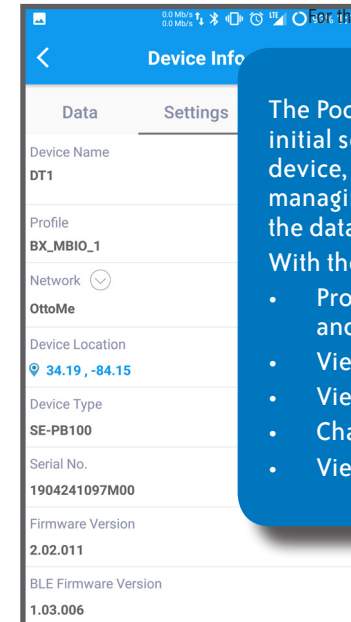
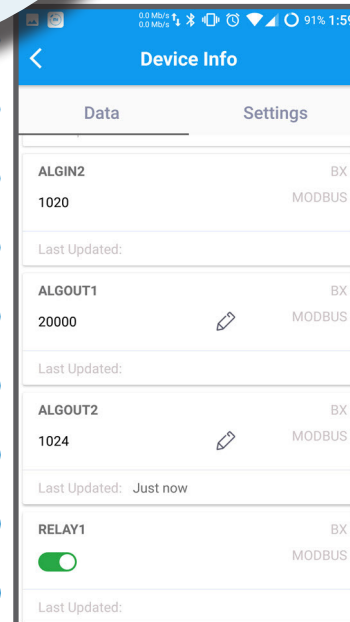
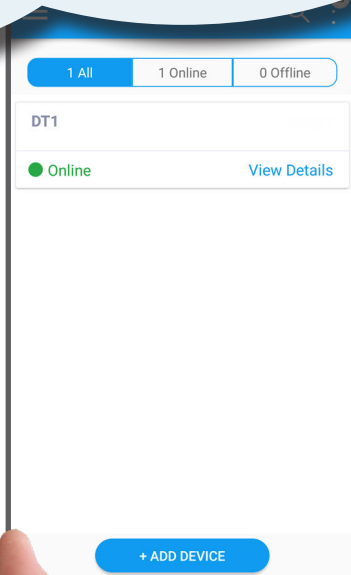
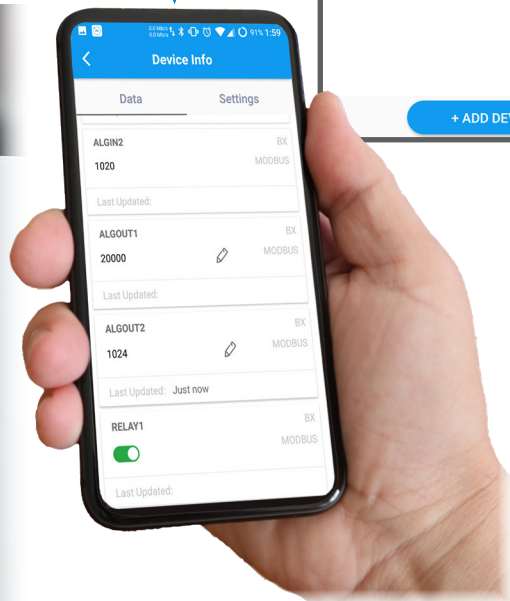
- STRIDE Pocket Portal provides low-cost asset monitoring, predictive maintenance and IIoT upgrades for:
- Industrial Assets & Sensors**
 - Tank and bin level monitoring
 - Temperature/humidity processes
 - Transfer pump control
 - Connected meters (Energy / Gas / Water)
 - Building Management**
 - Affordable IIoT retrofit of existing buildings
 - HVAC handlers
 - Chillers and boilers
 - Fire alarm systems
 - Monitor loads on electrical panels
 - Smart lighting

For the latest prices, please check AutomationDirect.com.

STRIDE Pocket Portal

The IIoT has never been this easy!

With STRIDE Pocket Portal, making your devices cloud capable is a cinch. Simply install Pocket Portal and connect to the monitored device using Modbus RTU, discrete I/O or analog inputs. Then, open the Pocket Portal mobile app and begin the simple provisioning process, select a subscription and that's it! You're now part of the IIoT revolution.



The Pocket Portal's mobile app is necessary for initial setup and provisioning of the Pocket Portal device, and it also provides a convenient way of managing the connected devices and monitoring the data collection.

With the mobile app you can:

- Provision the bridge (requires mobile device and Bluetooth connection)
- View Device List
- View and edit live data
- Change device settings, profile, and Wi-Fi
- View notifications/alerts

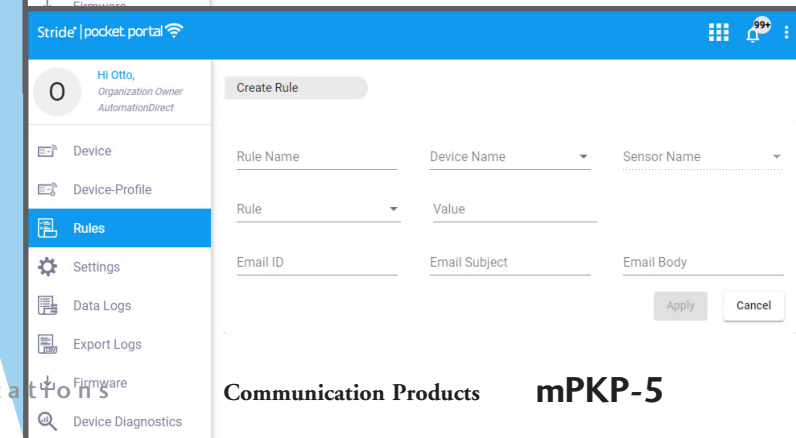
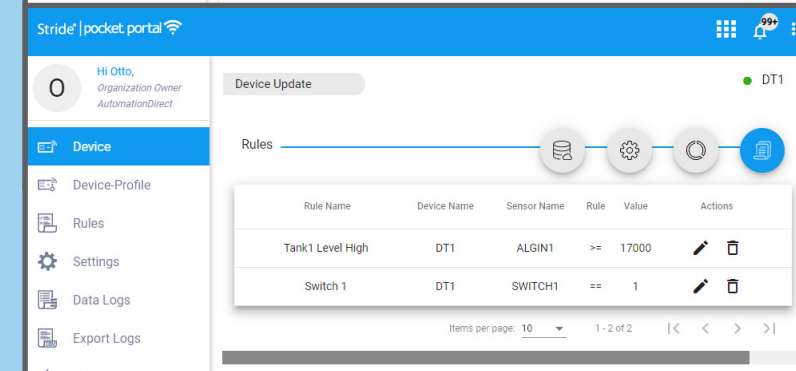
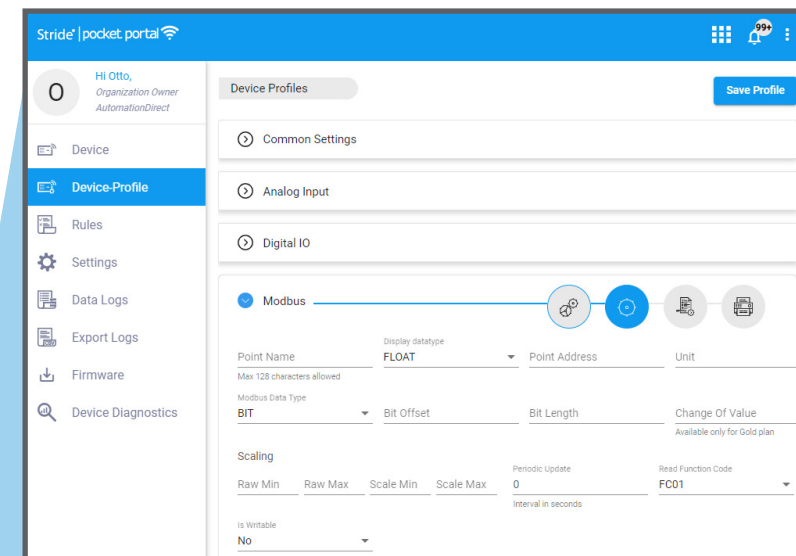
INDUSTRY IIoT 4.0






See how easy it is to log your device data to the cloud in this quick overview video.

The Pocket Portal cloud platform at www.pocketportal.com allows you to:

- View, edit or export live and historical data
- Configure device profiles with Modbus RTU or I/O
- Modify local rules engine for customized applications
- Schedule email data reports
- Email notifications when process variables exceed limits or process steps are completed
- Manage your customer's devices with multi-tenancy



STRIDE Pocket Portal Cloud Data Logger/IloT Bridge

Key Selling Points	<ol style="list-style-type: none"> Low cost data logging from industrial equipment and sensors to the cloud with notifications Limited control capability with Modbus RTU write capability or email notification logic
Remote Control	 (Modbus RTU write and discrete output through App)
Data Logging Monthly Subscription	\$8 / \$15 per month 200K / 1M data points per month - for (1) Pocket Portal IloT bridge -
Data Visualization	 (customizable with 3 widgets)
Data Logging Protocol	Modbus RTU
Number of Connected Devices	1 Modbus RTU, 4 discrete I/O, 2 analog inputs
Alerts	 (included with paid monthly subscription)

Stride pocket portal
 Your personal pocket-sized cloud data logger and IloT bridge

STRIDE Pocket Portal
 priced at
\$99.00
 (SE-PB100)



How do I get started with Pocket Portal?

- 1. Purchase your hardware**
 Purchase your STRIDE Pocket Portal IloT Bridge from AutomationDirect.com
 - You will need the SE-PB100 Pocket Portal IloT Bridge plus
 - 12-24VDC power source (10W minimum)
 - An available 2.4 GHz Wi-Fi access point with connection to the Internet
 - A Modbus RTU slave device or discrete I/O or analog inputs to be monitored
 - An iOS or Android device with Bluetooth (only used for the initial setup)
- 2. Set up your account and create a device profile**
 - Install the iOS or Android mobile app from the appropriate app store.
 - Open the mobile app and create your account.
 - Create a device profile from the Web app. The device profile defines the Modbus device and variables, and local I/O, to be monitored and logged. You can create a device profile from your account at www.pocketportal.com, or you can use the default profile for now and create a profile after the new Pocket Portal is connected to your account. Profile creation is a one-time activity and the same profile can be applied to multiple devices.
- 3. Install and connect the Pocket Portal to your account**
 - Install and properly wire the Pocket Portal IloT bridge, making sure the device is powered ON and the PWR LED on the device is SOLID GREEN.
 - In the mobile app, select "Add device" to start registration and provisioning of the Pocket Portal device to your account. You need to have physical access to the Pocket Portal for registration.
 - Follow the steps provided in the mobile app to complete the process.
- 4. Choose your subscription**
 - Select the data plan for your customized application:
 - SE-PP500K for 200,000 data samples per month with email alerts and notification
 - SE-PP5M for 1 million data samples per month with email alerts and notification
- 5. Relax - you're set up and ready to go!**



And don't forget, we offer FREE technical support for the life of our products so don't hesitate to call us M-F, 9am - 6pm ET if you need any assistance.