

NEMA 1, 3R, and 3RX Stainless Steel Screw Cover Wall-Mount without Knockouts



Shipping Schedule				
Same day	1 - 5 days	1 - 7 days	1 - 15 days	1 - 20 days

Color indicates shipping lead time in business days.



Applications

Designed for use as wiring boxes and junction boxes, these enclosures provide protection against rain, sleet and snow in outdoor applications, or against dripping water indoors. Can also be used in corrosive environments.

Construction

- Body and cover fabricated from 304 stainless steel
- Slip-on reversible cover securely fastened with screws located along bottom edge
- Mounting holes located on back of enclosure
- Drip shield top and smooth seamless sides and front
- No gasket required
- Hasp for padlocking or meter seal provided, except as noted

Finish

- Exterior surfaces have #3 intermediate polished finish

Listings

- UL 50, 1, 3R, 3RX [UL file E23553]
- NEMA/EEMAC 1, 3R, and 3RX



Note: To remove cover, move down, then out. 4x 4 x 4 in [102 x 102 x 102 mm] only has 2 mounting holes centered horizontally. 4x 6 x 4 in [102 x 152 x 102 mm] only has 2 mounting holes centered vertically.

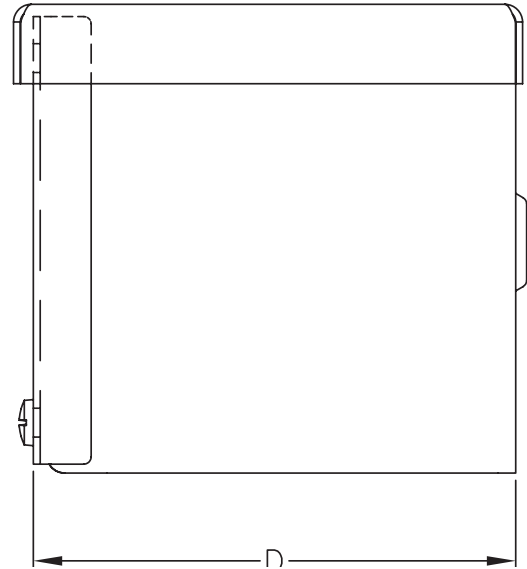
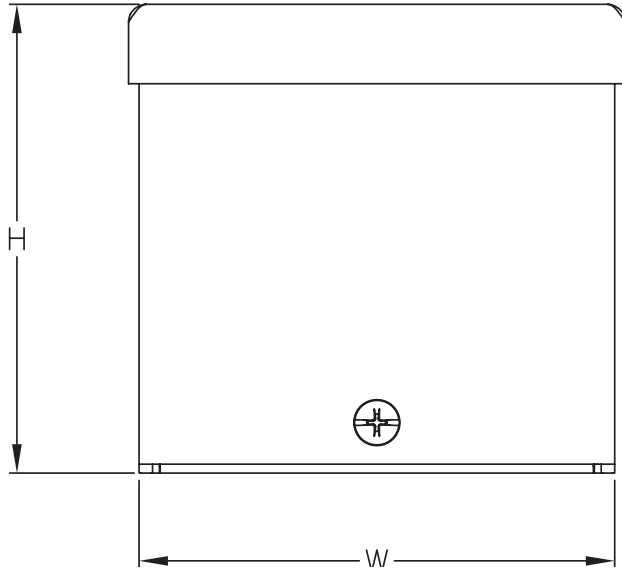
NEMA 1, 3R, and 3RX Stainless Steel Screw Cover without Knockouts			
Part Number	Price	Enclosure Size H x W x D	Steel Gauge
RSC040404NKSS*	Retired	4.06 x 4.30 x 4.41 [103 x 109 x 112]	16
RSC040604NKSS*	Retired	6.06 x 4.30 x 4.41 [154 x 109 x 112]	
RSC060604NKSS	\$109.00	6.06 x 6.30 x 4.41 [154 x 160 x 112]	
RSC060606NKSS	\$113.00	6.06 x 6.30 x 6.41 [154 x 160 x 163]	
RSC060804NKSS	Retired	8.06 x 6.30 x 4.41 [205 x 160 x 112]	
RSC060806NKSS	Retired	8.06 x 6.30 x 6.41 [205 x 160 x 163]	
RSC080804NKSS	\$135.00	8.06 x 8.30 x 4.41 [205 x 211 x 112]	
RSC080806NKSS	\$144.00	8.06 x 8.30 x 6.41 [205 x 211 x 163]	
RSC081004NKSS	\$148.00	10.06 x 8.30 x 4.41 [256 x 211 x 112]	
RSC081006NKSS	\$162.00	10.06 x 8.30 x 6.41 [256 x 211 x 163]	
RSC081206NKSS	Retired	12.06 x 8.30 x 6.41 [306 x 211 x 163]	
RSC101004NKSS	\$176.00	10.06 x 10.30 x 4.41 [256 x 262 x 112]	
RSC101006NKSS	\$184.00	10.06 x 10.30 x 6.41 [256 x 262 x 163]	
RSC101204NKSS	Retired	12.06 x 10.30 x 4.41 [306 x 262 x 112]	
RSC101206NKSS	Retired	12.06 x 10.30 x 6.41 [306 x 262 x 163]	
RSC121204NKSS	\$197.00	12.06 x 12.30 x 4.41 [306 x 312 x 112]	
RSC121206NKSS	\$230.00	12.06 x 12.30 x 6.41 [306 x 312 x 163]	
RSC121208NKSS	\$264.00	12.06 x 12.30 x 8.41 [306 x 312 x 214]	
RSC121210NKSS	Retired	12.06 x 12.30 x 10.41 [306 x 312 x 264]	
RSC121504NKSS	Retired	15.06 x 12.30 x 4.41 [383 x 312 x 112]	
RSC121506NKSS	Retired	15.06 x 12.30 x 6.41 [383 x 312 x 163]	
RSC121806NKSS	Retired	18.06 x 12.30 x 6.41 [459 x 312 x 163]	
RSC121808NKSS	Retired	18.06 x 12.30 x 8.41 [459 x 312 x 214]	
RSC151806NKSS	Retired	18.06 x 15.30 x 6.41 [459 x 389 x 163]	
RSC151808NKSS	Retired	18.06 x 15.30 x 8.41 [459 x 389 x 214]	
RSC161610NKSS	Retired	16.06 x 16.30 x 10.41 [408 x 414 x 264]	
RSC181804NKSS	\$403.00	18.06 x 18.30 x 4.41 [459 x 465 x 112]	
RSC181806NKSS	Retired	18.06 x 18.30 x 6.41 [459 x 465 x 163]	
RSC181808NKSS	\$516.00	18.06 x 18.30 x 8.41 [459 x 465 x 214]	
RSC182406NKSS	Retired	24.06 x 18.30 x 6.41 [611 x 465 x 163]	
RSC182408NKSS	Retired	24.06 x 18.30 x 8.41 [611 x 465 x 214]	
RSC202408NKSS	Retired	24.06 x 20.30 x 8.41 [611 x 516 x 214]	
RSC242406NKSS	\$692.00	24.07 x 24.36 x 6.47 [611 x 619 x 164]	
RSC242408NKSS	Retired	24.07 x 24.36 x 8.47 [611 x 619 x 215]	
RSC242412NKSS	\$926.00	24.07 x 24.36 x 12.47 [611 x 619 x 317]	
RSC242416NKSS	Retired	24.07 x 24.36 x 16.47 [611 x 619 x 418]	
RSC243008NKSS	Retired	30.07 x 24.36 x 8.47 [764 x 619 x 215]	
RSC243612NKSS	Retired	36.07 x 24.36 x 12.47 [916 x 619 x 317]	
RSC303012NKSS	\$1,681.00	30.10 x 30.57 x 12.56 [765 x 776 x 319]	
RSC303016NKSS	Retired	30.10 x 30.57 x 16.56 [765 x 776 x 421]	
RSC303612NKSS	Retired	36.10 x 30.57 x 12.56 [917 x 776 x 319]	
RSC363612NKSS	\$2,432.00	36.10 x 36.57 x 12.56 [917 x 929 x 319]	
RSC363616NKSS	Retired	36.10 x 36.57 x 16.56 [917 x 929 x 421]	
RSC364816NKSS	Retired	48.10 x 36.57 x 16.56 [1222 x 929 x 421]	

Note: Dimensions in inches [millimeters].
*No hasp or meter seal.

NEMA 1, 3R, and 3RX Stainless Steel Screw Cover Wall-Mount without Knockouts



Dimensions



Grounding Kit		
Part Number	Description	Price
WGNDKT	Grounding Kit	\$3.25
Note: Field grounding kit includes necessary parts to properly ground enclosure.		

NEMA 3, 4, and 4X Gasketed Screw Cover Stainless Steel Wall-Mount



Finish

- Cover and outside of enclosure have #3 intermediate polished finish

Listings

- UL50, 3, 4, and 4X [UL File E23553]
- NEMA/EEMAC 3, 4, and 4X



Note: For current listings, please see www.automationdirect.com



Application

Designed for use as a wiring box, junction box, pull box and terminal box in many indoor or outdoor applications where dust or moisture is a problem.

Construction

- Bodies and covers fabricated from 304 stainless steel
- Seams are continuously-welded and ground smooth
- Cover contains closed-cell oil-resistant neoprene gasket
- Enclosure comes with stainless steel cover screws which thread into sealed wells to prevent liquid, dust, etc., from entering into the box through the screw holes
- Ground stud located in door
- No holes, knockouts, or rear mounting holes

Shipping Schedule

Same day	1 - 5 days	1 - 7 days	1-10 days	1 - 15 days	1 - 20 days
----------	------------	------------	-----------	-------------	-------------

Color indicates shipping lead time in business days.

NEMA 3, 4, and 4X Gasketed Screw Cover - Stainless Steel


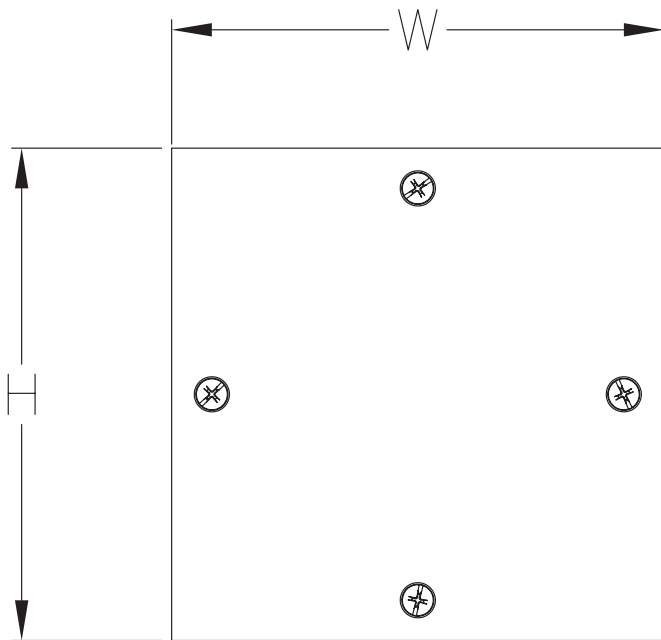
Stainless Steel	Price	Body/Door Steel Gauge	Enclosure Size HxWxD
WA060604GSCSS	\$153.00	14/14	6.13 x 6.13 x 4.32 [156 x 156 x 110]
WA060606GSCSS	\$219.00		6.13 x 6.13 x 6.32 [156 x 156 x 161]
WA060804GSCSS	\$174.00		6.13 x 8.13 x 4.32 [156 x 207 x 110]
WA060806GSCSS	\$183.00		6.13 x 8.13 x 6.32 [156 x 207 x 161]
WA080804GSCSS	\$284.00		8.13 x 8.13 x 4.32 [207 x 207 x 110]
WA080806GSCSS	\$228.00		8.13 x 8.13 x 6.32 [207 x 207 x 161]
WA081004GSCSS	\$247.00		8.13 x 10.13 x 4.32 [207 x 257 x 110]
WA101004GSCSS	\$265.00		10.13 x 10.13 x 4.32 [257 x 257 x 110]
WA101006GSCSS	\$298.00		10.13 x 10.13 x 6.32 [257 x 257 x 161]
WA101206GSCSS	\$329.00		10.13 x 12.13 x 6.32 [257 x 308 x 161]
WA121204GSCSS	\$361.00		12.13 x 12.13 x 4.32 [308 x 308 x 110]
WA121206GSCSS	\$385.00		12.13 x 12.13 x 6.32 [308 x 308 x 161]
WA121606GSCSS	\$419.00		12.13 x 16.13 x 6.32 [308 x 410 x 161]
WA121608GSCSS	\$431.00		12.13 x 16.13 x 8.32 [308 x 410 x 211]
WA161606GSCSS	Retired		16.13 x 16.13 x 6.32 [410 x 410 x 161]
WA161608GSCSS	Retired		16.13 x 16.13 x 8.32 [410 x 410 x 211]
WA181806GSCSS	Retired		18.13 x 18.13 x 6.32 [461 x 461 x 161]
WA202008GSCSS	Retired		20.13 x 20.13 x 8.32 [511 x 511 x 211]
WA202408GSCSS	Retired		20.13 x 24.12 x 8.32 [511 x 613 x 211]
WA242406GSCSS	Retired		24.12 x 24.13 x 6.32 [613 x 613 x 161]
WA242408GSCSS	\$707.00	24.12 x 24.13 x 8.32 [613 x 613 x 211]	
WA303012GSCSS	Retired	12/12	30.25 x 30.25 x 12.35 [768 x 768 x 314]
WA363612GSCSS	Retired		36.25 x 36.25 x 12.35 [921 x 921 x 314]

Notes: Subpanels must be ordered separately.
Dimensions in inches [millimeters].

NEMA 3, 4, and 4X Gasketed Screw Cover Stainless Steel Wall-Mount



Dimensions



NEMA 4, 4X, and 12 Stainless Steel Single-Door Wall-Mount with 1/4-Turn Latch



Application

Provides unmatched protection for housing electrical components in highly corrosive environments. This enclosure is used for indoor and outdoor settings that are frequently wet or have constant exposure to water, other liquids, or contaminants.

Construction

- Fabricated from 16-gauge type 304 or 316L stainless steel
- Continuously-welded seams ground smooth
- Closed-cell oil-resistant neoprene gasket
- External mounting feet
- Weldnuts are provided for mounting optional subpanels securely
- Continuous hinge cover with a 1/4-turn semi-flush oil-tight latch
- Door removed by pulling stainless steel continuous hinge pin
- Grounding provisions provided
- Optional subpanels must be ordered separately
- Uses N41214 series latches (requires reuse of existing latch cam)

Finish

- Cover and outside of enclosure have a #3 intermediate polished finish

Listings

- UL 50 Listed 4, 4X, and 12 [UL file E6924 and E470978]
- Meets NEMA/EEMAC 4, 4X, and 12



Note: For current listings, please see www.automationdirect.com

Shipping Schedule

Same day 1 - 5 days 1 - 7 days 1-10 days 1 - 15 days 1 - 20 days

Color indicates shipping lead time in business days.

NEMA 4, 4X, and 12 Stainless Steel Single-Door Wall-Mount 1/4-Turn Latch

304 Stainless Steel	Price	316L Stainless Steel	Price	Enclosure Size HxWxD	Painted Steel Subpanel	Stainless Steel Subpanel	Galvanized Subpanel
BN4060604CHQTSS	\$259.00	BN4060604CHQTSSA	Retired	6.31 x 6.31 x 4.75 [160 x 160 x 121]	P0606	P0606SS	P0606G
BN4080604CHQTSS	\$301.00	BN4080604CHQTSSA	Retired	8.31 x 6.31 x 4.75 [211 x 160 x 121]	P0806	P0806SS	P0806G
BN4100804CHQTSS	\$328.00	BN4100804CHQTSSA	Retired	10.31 x 8.31 x 4.75 [262 x 211 x 121]	P1008	P1008SS	P1008G
BN4100806CHQTSS	\$370.00	BN4100806CHQTSSA	Retired	10.31 x 8.31 x 6.75 [262 x 211 x 171]	P1008	P1008SS	P1008G
BN4121006CHQTSS	\$492.00	BN4121006CHQTSSA	Retired	12.31 x 10.31 x 6.75 [313 x 262 x 171]	P1210	P1210SS	P1210G
BN4121008CHQTSS	\$558.00	BN4121008CHQTSSA	Retired	12.31 x 10.31 x 8.75 [313 x 262 x 222]	P1210	P1210SS	P1210G
BN4121010CHQTSS	\$602.00	BN4121010CHQTSSA	Retired	12.31 x 10.31 x 10.75 [313 x 262 x 273]	P1210	P1210SS	P1210G
BN4121206CHQTSS	\$534.00	BN4121206CHQTSSA	Retired	12.31 x 12.31 x 6.75 [313 x 313 x 171]	P1212	P1212SS	P1212G
BN4121208CHQTSS	\$577.00	BN4121208CHQTSSA	Retired	12.31 x 12.31 x 8.75 [313 x 313 x 222]	P1212	P1212SS	P1212G
BN4121210CHQTSS	\$618.00	BN4121210CHQTSSA	Retired	12.31 x 12.31 x 10.75 [313 x 313 x 273]	P1212	P1212SS	P1212G
BN4141206CHQTSS	\$560.00	BN4141206CHQTSSA	Retired	14.31 x 12.31 x 6.75 [363 x 313 x 171]	P1412	P1412SS	P1412G
BN4141208CHQTSS	\$608.00	BN4141208CHQTSSA	Retired	14.31 x 12.31 x 8.75 [363 x 313 x 222]	P1412	P1412SS	P1412G
BN4161406CHQTSS	\$624.00	BN4161406CHQTSSA	Retired	16.31 x 14.31 x 6.75 [414 x 363 x 171]	P1614	P1614SS	P1614G
BN4161408CHQTSS	\$633.00	BN4161408CHQTSSA	Retired	16.31 x 14.31 x 8.75 [414 x 363 x 222]	P1614	P1614SS	P1614G

Notes: Subpanels must be ordered separately.

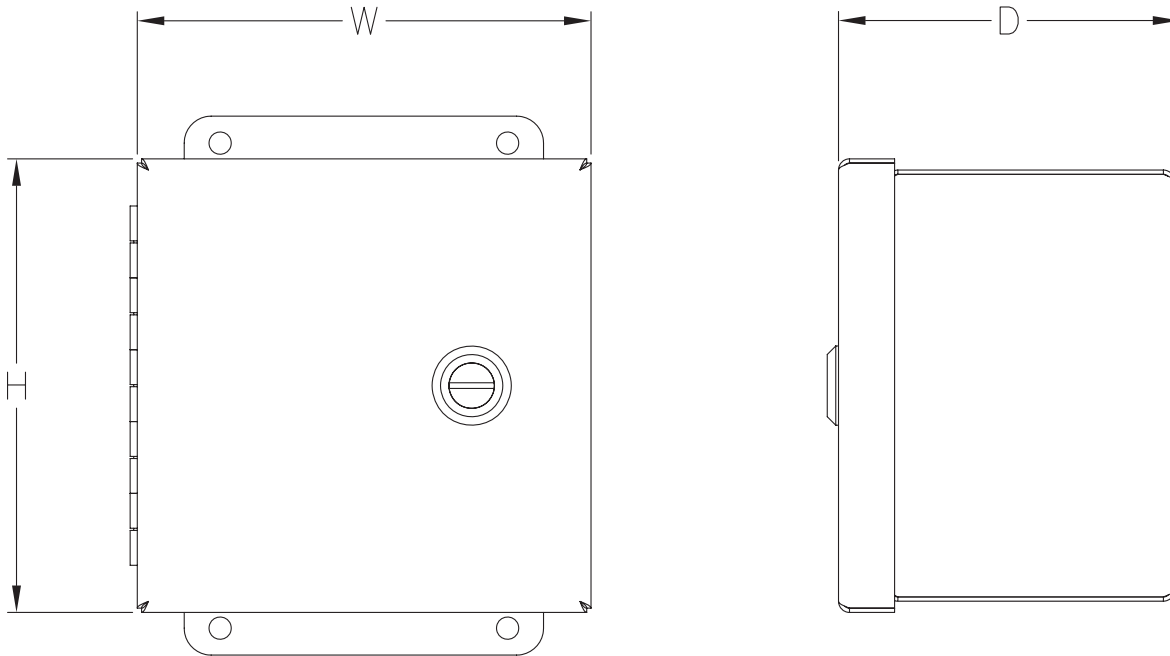
Dimensions in inches [millimeters].

Letters in table correspond to letters on dimensional drawings.

NEMA 4, 4X, and 12 Stainless Steel Single-Door Wall-Mount with 1/4-Turn Latch



Dimensions



Ultimate Series NEMA 4X, 12, and 13 Stainless Steel Single-Door Wall-Mount with 1-Point Handle



Application

The Wiegmann N412-SS stainless steel series, with its streamlined design, is a perfect fit for mounting electrical or high-tech electronic equipment in a variety of indoor and outdoor settings. It is typically used in the following areas where corrosion-resistant protection is needed: food processing plants, pharmaceutical manufacturing facilities, petrochemical plants, pulp and paper processing, and waste water treatment facilities.



Construction

- Bodies and doors fabricated from 14-gauge type 304 or 316L stainless steel
- Print pocket is provided
- Doors are sealed with poured-in-place polyurethane gasket
- Concealed hinges
- Increased tub openings to accommodate larger size (optional) subpanels
- Collar studs for mounting optional subpanels
- Grounding provisions provided
- Optional subpanels must be ordered separately
- Swing-out panel kits WAJCDFK and WANADFK will not work with these enclosures
- Doors are interchangeable and easily removable (open to 90° to remove door)
- 1-point 316L stainless steel padlocking handle
- Mounting holes in rear of enclosure
- N412MFKSS mounting foot kit required to maintain NEMA 4X, 12, and 13 ratings
 - Mounting foot kit must be ordered separately
- Uses WAL3_SS series handles

Finish

- All exterior surfaces have a smooth-grained finish
- Painted steel subpanels are painted white polyester powder over phosphatized surfaces
- Galvanized and stainless subpanels are a conductive finish (unpainted)

Listings

- UL 508, 4X, 12, and 13 [UL file E64791]
- Meets NEMA/EEMAC 4X, 12, and 13 requirements
- Wall mounting brackets required to maintain UL/CSA external mounting requirements



Note: For current listings, please see www.automationdirect.com

Shipping Schedule

Same day	1 - 5 days	1 - 7 days	1-10 days	1 - 15 days	1 - 20 days
----------	------------	------------	-----------	-------------	-------------

Color indicates shipping lead time in business days.

Ultimate Series NEMA 4X, 12, and 13 Stainless Steel Single Door Wall-Mount with 1-Point Handle

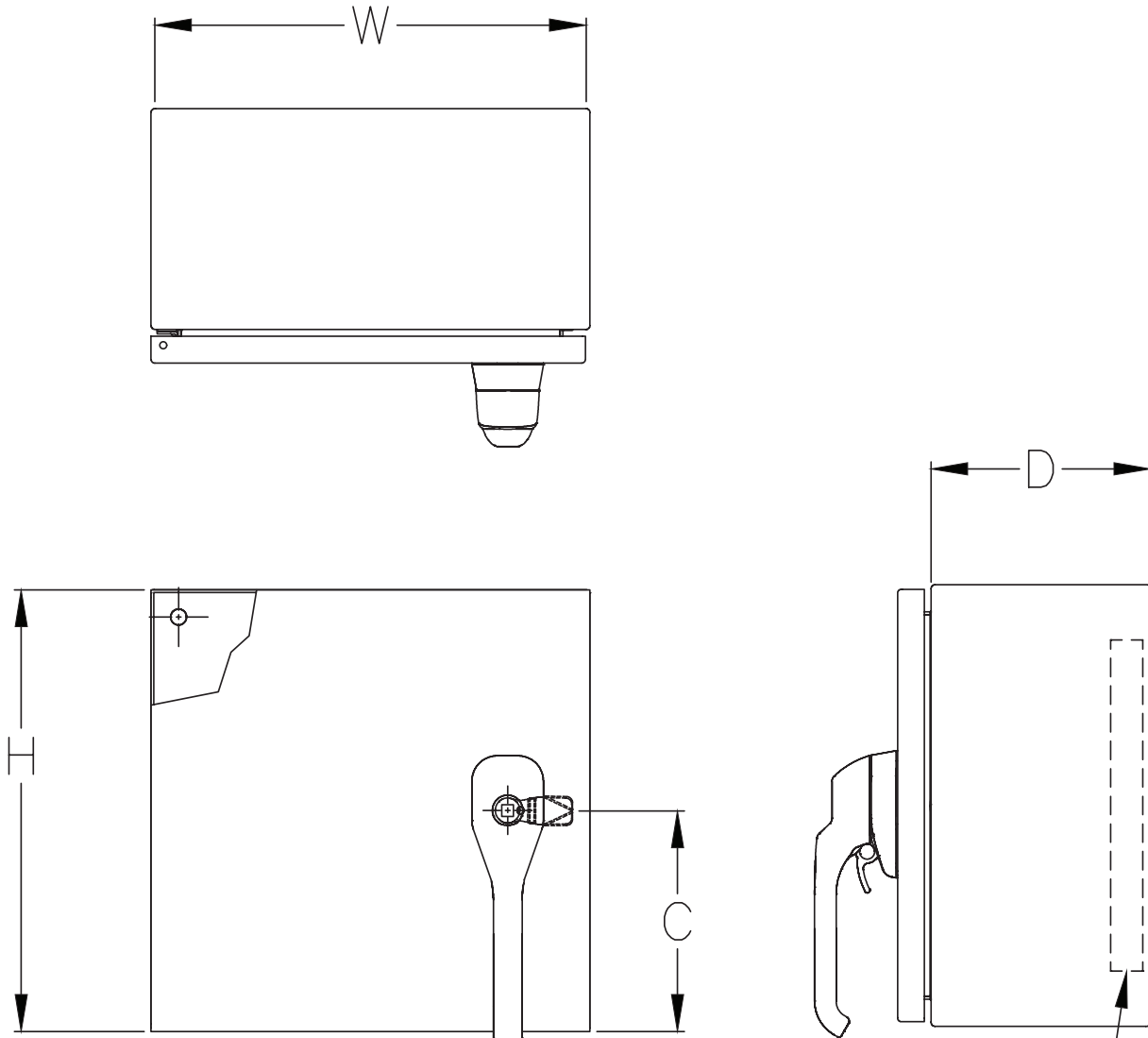
304 Stainless Steel	Price	316L StainlessSteel	Price	Enclosure Size HxWxD	C	Painted Steel Subpanel	Stainless Steel Subpanel	Galvanized Subpanel	Swing-Out Panel
N412121206SS1PTC	\$865.00	N412121206SSA1PTC	Retired	12.00 x 12.00 x 6.92 [305 x 305 x 176]	6 [152]	NP1212C	—	NP1212CG	HFWNSP1212C
N412161206SS1PTC	\$931.00	N412161206SSA1PTC	\$1,192.00	16.00 x 12.00 x 6.92 [406 x 305 x 176]	6 [152]	NP1612C	NP1612SSC	NP1612CG	HFWNSP1612C
N412161208SS1PTC	\$971.00	N412161208SSA1PTC	Retired	16.00 x 12.00 x 8.92 [406 x 305 x 227]	8 [203]	NP1612C	NP1612SSC	NP1612CG	HFWNSP1612C
N412161606SS1PTC	\$1,011.00	N412161606SSA1PTC	\$1,599.00	16.00 x 16.00 x 6.92 [406 x 406 x 176]	8 [203]	NP1616C	NP1616SSC	NP1616CG	HFWNSP1616C
N412161608SS1PTC	\$1,080.00	N412161608SSA1PTC	Retired	16.00 x 16.00 x 8.92 [406 x 406 x 227]	8 [203]	NP1616C	NP1616SSC	NP1616CG	HFWNSP1616C
N412162008SS1PTC	\$1,196.00	N412162008SSA1PTC	\$1,591.00	16.00 x 20.00 x 8.92 [406 x 508 x 227]	8 [203]	NP2016C	NP2016SSC	NP2016CG	HFWNSP1620C
N412201606SS1PTC	\$1,185.00	N412201606SSA1PTC	Retired	20.00 x 16.00 x 6.92 [508 x 406 x 176]	10 [254]	NP2016C	NP2016SSC	NP2016CG	HFWNSP1620C
N412201608SS1PTC	\$1,211.00	N412201608SSA1PTC	\$1,591.00	20.00 x 16.00 x 8.92 [508 x 406 x 227]	10 [254]	NP2016C	NP2016SSC	NP2016CG	HFWNSP2016C
N412202006SS1PTC	\$1,214.00	N412202006SSA1PTC	Retired	20.00 x 20.00 x 6.92 [508 x 508 x 176]	10 [254]	NP2020C	NP2020SSC	NP2020CG	HFWNSP2020C
N412202008SS1PTC	\$1,258.00	N412202008SSA1PTC	\$1,947.00	20.00 x 20.00 x 8.89 [508 x 508 x 226]	10 [254]	NP2020C	NP2020SSC	NP2020CG	HFWNSP2020C
N412202012SS1PTC	\$1,408.00	N412202012SSA1PTC	Retired	20.00 x 20.00 x 12.92 [508 x 508 x 328]	10 [254]	NP2020C	NP2020SSC	NP2020CG	HFWNSP2020C

Notes: Subpanels must be ordered separately.
Dimensions in inches [millimeters].
Letters in table correspond to letters on dimensional drawings.

Ultimate Series NEMA 4X, 12, and 13 Stainless Steel Single-Door Wall-Mount with 1-Point Handle



Dimensions



SUBPANEL
(ORDER SEPARATELY)

Notes: Large print pocket (8 x 10 in [230 x 254 mm]) is furnished if H=20 in [508 mm] or more and W=20 in [508 mm] or more.
 Otherwise small (6 x 6 in [152 x 152 mm]) print pocket is provided.
 Two hinges provided when H=36 in [914 mm].
 Three hinges provided when H=36 in [914 mm] or greater.
 Four hinges provided when H=48 in [1219 mm] or greater.

Ultimate Series NEMA 4X, 12, and 13 Stainless Steel Single-Door Wall-Mount with 3-Point Handle



Applications

The Wiegmann N412-SS stainless steel series, with its streamlined design, is a perfect fit for mounting electrical or high-tech electronic equipment in a variety of indoor and outdoor settings. It is typically used in the following areas where corrosion-resistant protection is needed: food processing plants, pharmaceutical manufacturing facilities, petrochemical plants, pulp and paper processing, and waste water treatment facilities.



Construction

- Bodies and doors fabricated from 14- or 16-gauge 304 and 316L stainless steel
- Plasma welded seams
- Poured-in-place polyurethane gasket
- Collar studs provided for mounting optional subpanels
- Grounding provisions provided
- Concealed hinges
- Increased tub openings to accommodate larger size (optional) subpanels
- Optional subpanels must be ordered separately
- Swing-out panel kits WAJCDFK and WANADFK will not work with these enclosures
- Doors are interchangeable and easily removable (open to 90° to remove door)
- 3-point 316L stainless steel padlocking handle
- Mounting holes in rear of enclosure
- N412MFKSS mounting foot kit required to maintain NEMA 4X, 12, and 13 ratings
 - Mounting foot kit must be ordered separately
- Uses WAL3_SS series handles

Finish

- All exterior surfaces have a smooth-grained finish
- Painted steel subpanels are painted white polyester powder over phosphatized surfaces
- Galvanized and stainless subpanels are a conductive finish (unpainted)

Listings

- UL 508, 4X, 12, and 13 [UL file E64791]
- Meets NEMA/EEMAC 4X, 12, and 13 requirements
- Wall mounting brackets required to maintain UL/CSA external mounting requirements



Note: For current listings, please see www.automationdirect.com

Shipping Schedule

Same day 1 - 5 days 1 - 7 days 1-10 days 1 - 15 days 1 - 20 days

Color indicates shipping lead time in business days.

Ultimate Series NEMA 4X, 12, and 13 Stainless Steel Single-Door Wall-Mount with 3-Point Handle

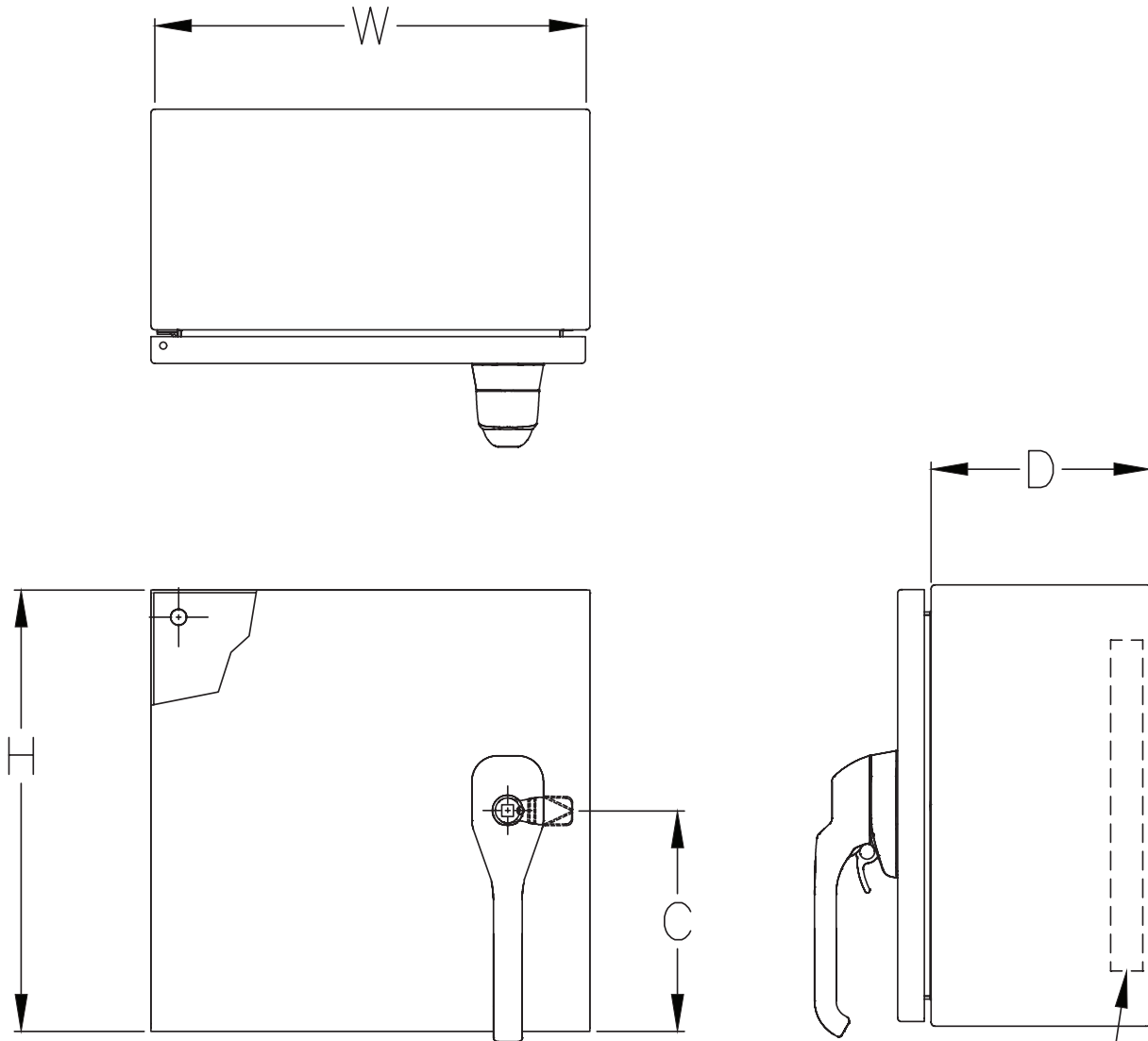
304 Stainless Steel	Price	316L Stainless Steel	Price	Enclosure Size HxWxD	Steel Gauge	Painted Steel Subpanel	Stainless Steel Subpanel	Galvanized Subpanel
N412241608SS3PTC	\$1,243.00	N412241608SSA3PTC	Retired	24.00 x 16.00 x 8.92 [610 x 406 x 227]	16	NP2416C	NP2416SSC	NP2416CG
N412242008SS3PTC	\$1,359.00	N412242008SSA3PTC	Retired	24.00 x 20.00 x 8.92 [610 x 508 x 227]	16	NP2420C	NP2420SSC	NP2420CG
N412242408SS3PTC	\$1,477.00	N412242408SSA3PTC	Retired	24.00 x 24.00 x 8.92 [610 x 610 x 227]	14	NP2424C	NP2424SSC	NP2424CG
N412242412SS3PTC	\$1,723.00	N412242412SSA3PTC	Retired	24.00 x 24.00 x 12.92 [610 x 610 x 328]	14	NP2424C	NP2424SSC	NP2424CG
N412302408SS3PTC	\$1,875.00	N412302408SSA3PTC	Retired	30.00 x 24.00 x 8.92 [762 x 610 x 227]	14	NP3024C	NP3024SSC	NP3024CG
N412302412SS3PTC	\$2,017.00	N412302412SSA3PTC	Retired	30.00 x 24.00 x 12.92 [762 x 610 x 328]	14	NP3024C	NP3024SSC	NP3024CG
N412303008SS3PTC	\$2,017.00	N412303008SSA3PTC	Retired	30.00 x 30.00 x 8.92 [762 x 762 x 227]	14	NP3030C	NP3030SSC	NP3030CG
N412362408SS3PTC	\$1,989.00	N412362408SSA3PTC	Retired	36.00 x 24.00 x 8.92 [914 x 610 x 227]	14	NP3624C	NP3624SSC	NP3624CG
N412362412SS3PTC	\$2,296.00	N412362412SSA3PTC	Retired	36.00 x 24.00 x 12.92 [914 x 610 x 328]	14	NP3624C	NP3624SSC	NP3624CG
N412363008SS3PTC	\$2,407.00	N412363008SSA3PTC	Retired	36.00 x 30.00 x 8.92 [914 x 762 x 227]	14	NP3630C	NP3630SSC	NP3630CG
N412363012SS3PTC	\$2,703.00	N412363012SSA3PTC	Retired	36.00 x 30.00 x 12.92 [914 x 762 x 328]	14	NP3630C	NP3630SSC	NP3630CG
N412363612SS3PTC	\$2,727.00	N412363612SSA3PTC	Retired	36.00 x 36.00 x 12.92 [914 x 914 x 328]	14	NP3636C	NP3636SSC	NP3636CG
N412423612SS3PTC	\$2,830.00	N412423612SSA3PTC	Retired	42.00 x 36.00 x 12.92 [1067 x 914 x 328]	14	NP4236C	NP4236SSC	NP4236CG
N412483612SS3PTC	\$3,093.00	N412483612SSA3PTC	Retired	48.00 x 36.00 x 12.92 [1219 x 914 x 328]	14	NP4836C	NP4836SSC	NP4836CG
N412603612SS3PTC	\$3,476.00	N412603612SSA3PTC	Retired	60.00 x 36.00 x 12.92 [1524 x 914 x 328]	14	NP6036C	NP6036SSC	NP6036CG

Notes: Subpanels must be ordered separately.
Dimensions in inches [millimeters]
Letters in table correspond to letters on dimensional drawings.

Ultimate Series NEMA 4X, 12, and 13 Stainless Steel Single-Door Wall-Mount with 3-Point Handle



Dimensions



SUBPANEL
(ORDER SEPARATELY)

Notes: Two hinges are provided when $H=36$ in [914 mm].
Three hinges are provided when $H=36$ in [914 mm] or greater.
Four hinges are provided when $H=48$ in [1219 mm] or greater.

NEMA 4, 4X, 12, and 13 Stainless Steel Lift-Off Cover Wall-Mount



Applications

Provides unmatched protection for housing electrical components in highly corrosive environments. This enclosure is used in indoor and outdoor settings that are frequently wet or have constant exposure to water, other liquids, or contaminants.

Construction

- Bodies and doors are fabricated from 16-gauge type 304 or 316L stainless steel
- Continuously-welded seams ground smooth
- Poured-in-place polyurethane gasket
- External mounting feet, top and bottom of enclosure
- Weldnuts are provided on models 6 x 4 in [152 x 102 mm] and larger to secure optional subpanel
- Stainless steel screws and clamps on four sides of cover assure water-tight seal
- Grounding provisions provided
- Optional panels and terminal kits must be ordered separately
- Uses WABN4JIC clamp

Finish

- Cover and outside of enclosure have a smooth-grained finish

Listings

- UL 50, 4, 4X, 12, and 13 (6.0 x 6.0 x 4.0in [152 x 152 x 102mm] and above)
- UL 508, 4, 4X, 12, and 13 (6.0 x 4.0 x 3.0in [152 x 102 x 76mm] and smaller)
- UL File E23553, E64791
- NEMA/EEMAC 4, 4X, 12, and 13
- JIC EL-1-71



Note: For current listings, please see www.automationdirect.com

Shipping Schedule

Same day 1 - 5 days 1 - 7 days 1-10 days 1 - 15 days 1 - 20 days

Color indicates shipping lead time in business days.

NEMA 4, 4X, 12, and 13 Stainless Steel Lift-Off Cover Wall-Mount Enclosure

304 Stainless Steel	Price	316L Stainless Steel	Price	Enclosure Size HxWxD	Painted Steel Subpanel	Stainless Steel Subpanel	Galvanized Subpanel
BN4040403SS	\$149.00	BN4040403SSA	Retired	4.31 x 4.31 x 3.31 [109 x 109 x 84]	—	—	—
BN4060403SS	\$190.00	BN4060403SSA	Retired	6.31 x 4.31 x 3.31 [160 x 109 x 84]	P0604	P0604SS	P0604G
BN4060604SS	\$217.00	BN4060604SSA	Retired	6.31 x 6.31 x 4.31 [160 x 160 x 109]	P0606	P0606SS	P0606G
BN4080604SS	\$250.00	BN4080604SSA	Retired	8.31 x 6.31 x 4.31 [211 x 160 x 109]	P0806	P0806SS	P0806G
BN4100804SS	\$306.00	BN4100804SSA	Retired	10.31 x 8.31 x 4.31 [262 x 211 x 109]	P1008	P1008SS	P1008G
BN4121005SS	\$437.00	BN4121005SSA	Retired	12.31 x 10.31 x 5.31 [313 x 262 x 135]	P1210	P1210SS	P1210G
BN4141206SS	\$549.00	BN4141206SSA	Retired	14.31 x 12.31 x 6.31 [363 x 313 x 160]	P1412	P1412SS	P1412G
BN4161406SS	\$657.00	BN4161406SSA	Retired	16.31 x 14.31 x 6.31 [414 x 363 x 160]	P1614	P1614SS	P1614G

Notes: Subpanels must be ordered separately.

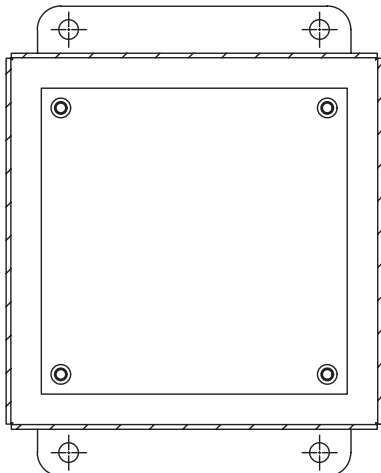
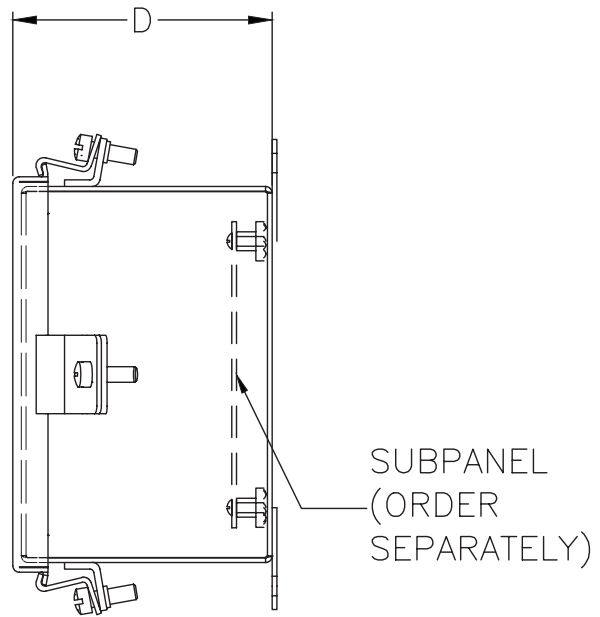
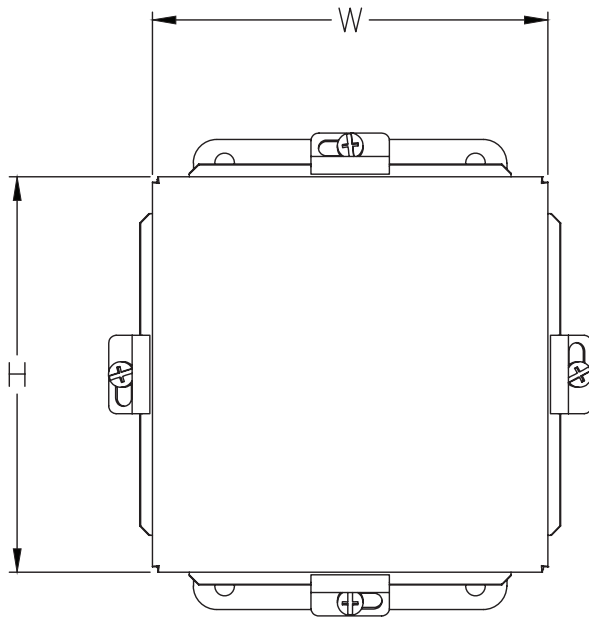
Dimensions in inches [millimeters].

Letters in table correspond to letters on dimensional drawings.

NEMA 4, 4X, 12, and 13 Stainless Steel Lift-Off Cover Wall-Mount



Dimensions



NOTES;

- 1.) SUBPANELS ARE 14GA STEEL
- 2.) SUBPANELS SCREWS ARE #10-32 PAN HEAD.

Ultimate Series NEMA 4, 4X, 12, and 13 Stainless Steel Single-Door Wall-Mount with Slope-Top



Application

The Wiegmann N412-SS stainless steel series, with its streamlined design, is a perfect fit for mounting electrical or high-tech electronic equipment in a variety of indoor and outdoor settings. It is typically used in the following areas where corrosion-resistant protection is needed: food processing plants, pharmaceutical manufacturing facilities, petrochemical plants, pulp and paper processing, and waste water treatment facilities.



Construction

- Bodies and doors fabricated from 14- or 16-gauge 304 stainless grained steel
- Plasma welded seams
- 20° sloped top
- Sloped "top tub flange"
- Poured-in-place polyurethane gasket
- Collar studs provided for mounting optional subpanels
- Grounding provisions provided
- Concealed hinges
- Increased tub openings to accommodate larger size (optional) subpanels
- Optional subpanels must be ordered separately
- Swing-out panel kits WAJCDFK and WANADFK will not work with these enclosures
- Doors are interchangeable and easily removable (open to 90° to remove door)
- 1/4 turn, semi-flush oil-tight latches supplied to hold door securely closed
- Mounting holes in rear of enclosure

- Optional N412MFKSS mounting foot kit is required to maintain the NEMA 4, 4X, 12, and 13 ratings
- Mounting foot kit must be ordered separately
- Uses N41214TSS series latches

Finish

- All exterior surfaces have a smooth-grained finish
- Painted steel subpanels are white polyester powder over phosphatized surfaces
- Galvanized and stainless subpanels are a conductive finish (unpainted)

Listings

- UL 508, 4, 4X, 12, and 13 [UL file E64791]
- Meets NEMA/EEMAC 4, 4X, 12, and 13 requirements
- Wall mounting brackets required to maintain UL/CSA external mounting requirements

Note: For current listings, please see www.automationdirect.com

Shipping Schedule

Same day	1 - 5 days	1 - 7 days	1-10 days	1 - 15 days	1 - 20 days
----------	------------	------------	-----------	-------------	-------------

Color indicates shipping lead time in business days.



Ultimate Series NEMA 4, 4X, 12, and 13 Stainless Steel Single-Door Wall-Mount with Slope-Top

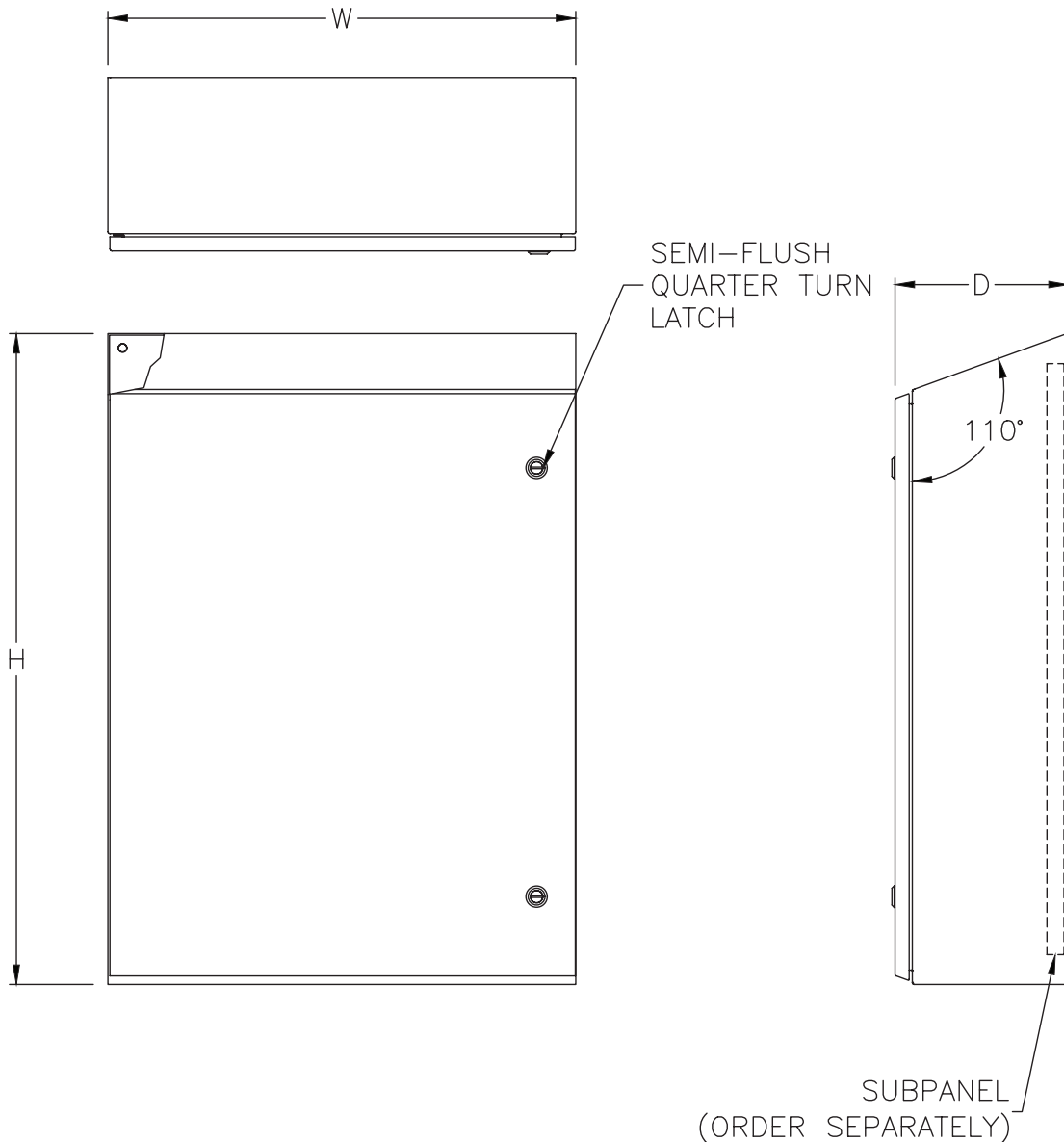
304 Stainless Steel	Price	Enclosure Size HxWxD	Steel Gauge	Painted Steel Subpanel	Stainless Steel Subpanel	Galvanized Subpanel	Swing-Out Panel
N412161208CSSST	\$942.00	19.39 x 12.00 x 8.89 [493 x 305 x 226]	16	NP1612C	NP1612SSC	NP1612CG	HFWNSP1612C
N412161608CSSST	\$1,037.00	19.39 x 16.00 x 8.89 [493 x 406 x 226]	16	NP1616C	NP1616SSC	NP1616CG	HFWNSP1616C
N412201608CSSST	\$1,147.00	23.39 x 16.00 x 8.89 [594 x 406 x 226]	16	NP2016C	NP2016SSC	NP2016CG	HFWNSP2016C
N412201612CSSST	\$1,366.00	24.85 x 16.00 x 12.89 [631 x 406 x 327]	16	NP2016C	NP2016SSC	NP2016CG	HFWNSP2016C
N412202008CSSST	\$1,309.00	23.39 x 20.00 x 8.89 [594 x 508 x 226]	16	NP2020C	NP2020SSC	NP2020CG	HFWNSP2020C
N412202012CSSST	\$1,597.00	24.85 x 20.00 x 12.89 [631 x 508 x 327]	16	NP2020C	NP2020SSC	NP2020CG	HFWNSP2020C
N412242008CSSST	\$1,394.00	27.39 x 20.00 x 8.89 [696 x 508 x 226]	16	NP2420C	NP2420SSC	NP2420CG	HFWNSP2420C
N412242408CSSST	\$1,602.00	27.39 x 24.00 x 8.89 [696 x 610 x 226]	14	NP2424C	NP2424SSC	NP2424CG	HFWNSP2424C
N412242412CSSST	\$1,847.00	28.85 x 24.00 x 12.89 [733 x 610 x 327]	14	NP2424C	NP2424SSC	NP2424CG	HFWNSP2424C
N412302408CSSST	\$1,697.00	33.39 x 24.00 x 8.89 [848 x 610 x 226]	14	NP3024C	NP3024SSC	NP3024CG	HFWNSP3024C
N412302412CSSST	\$1,972.00	34.85 x 24.00 x 12.89 [885 x 610 x 327]	14	NP3024C	NP3024SSC	NP3024CG	HFWNSP3024C
N412303008CSSST	\$1,982.00	33.39 x 30.00 x 8.89 [848 x 762 x 226]	14	NP3030C	NP3030SSC	NP3030CG	HFWNSP3030C
N412363008CSSST	\$2,532.00	39.39 x 30.00 x 8.89 [1001 x 762 x 226]	14	NP3630C	NP3630SSC	NP3630CG	HFWNSP3630C
N412363012CSSST	\$2,514.00	40.85 x 30.00 x 12.89 [1038 x 762 x 327]	14	NP3630C	NP3630SSC	NP3630CG	HFWNSP3630C
N412363016CSSST	\$2,798.00	42.32 x 30.00 x 16.89 [1075 x 762 x 429]	14	NP3630C	NP3630SSC	NP3630CG	HFWNSP3630C
N412363612CSSST	\$3,206.00	40.85 x 36.00 x 12.89 [1038 x 914 x 327]	14	NP3636C	NP3636SSC	NP3636CG	HFWNSP3636C
N412483616CSSST	\$4,319.00	54.32 x 36.00 x 16.89 [1380 x 914 x 429]	14	NP4836C	NP4836SSC	NP4836CG	—
N412603616CSSST	\$5,322.00	66.32 x 36.00 x 16.89 [1685 x 914 x 429]	14	NP6036C	NP6036SSC	NP6036CG	—

Notes: Subpanels must be ordered separately.
 Dimensions in inches [millimeters].
 Letters in table correspond to letters on dimensional drawings.

Ultimate Series NEMA 4, 4X, 12, and 13 Stainless Steel Single-Door Wall-Mount with Slope-Top



Dimensions



Notes: Two hinges are provided when H=36 in [914 mm].
Three hinges are provided when H=36 in [914 mm] or greater.
Four hinges are provided when H=48 in [1219 mm] or greater.

Ultimate Series NEMA 4, 4X, 12, and 13 Stainless Steel Single-Door Wall-Mount



Applications

The Wiegmann N412-SS stainless steel series, with its streamlined design, is a perfect fit for mounting electrical or high-tech electronic equipment in a variety of indoor and outdoor settings. It is typically used in the following areas where corrosion-resistant protection is needed: food processing plants, pharmaceutical manufacturing facilities, petrochemical plants, pulp and paper processing, and waste water treatment facilities.



Construction

- Bodies and doors fabricated from 14- or 16-gauge type 304 or 316L stainless steel
- Doors are sealed with poured-in-place polyurethane gasket
- Concealed hinges
- Increased tub openings to accommodate larger size (optional) subpanels
- Collar studs for mounting optional subpanels
- Grounding provisions provided
- Optional subpanels must be ordered separately
- Swing-out panel kits WAJCDFK and WANADFK will not work with these enclosures
- Doors are interchangeable and easily removable (open to 90° to remove door)
- 1/4 turn, semi-flush oil-tight latches supplied to hold door securely closed
- Mounting holes in rear of enclosure
- Optional N412MFKSS mounting foot kit is required to maintain the NEMA 4, 4X, 12, and 13 ratings
- Mounting foot kit must be ordered separately
- Uses N41214_SS series latches

Finish

- All exterior surfaces have a smooth-grained finish
- Painted steel subpanels are painted white polyester powder over phosphatized surfaces
- Galvanized and stainless subpanels are a conductive finish (unpainted)

Listings

- UL 508, 4, 4X, 12, and 13 [UL file E64791]
- Meets NEMA/EEMAC 4, 4X, 12, and 13 requirements
- Wall mounting brackets required to maintain UL/CSA external mounting requirements



Note: For current listings, please see www.automationdirect.com

Shipping Schedule					
Same day	1 - 5 days	1 - 7 days	1-10 days	1 - 15 days	1 - 20 days
Color indicates shipping lead time in business days.					

Ultimate Series NEMA 4, 4X, 12, and 13 Stainless Steel Single-Door Wall-Mount									
304 Stainless Steel	Price	316L Stainless Steel	Price	Enclosure Size HxWxD	Steel Gauge	Painted Steel Subpanel	Stainless Steel Subpanel	Galvanized Subpanel	Swing-Out Panel
N412121206SSC	\$558.00	N412121206SSAC	Retired	12.00 x 12.00 x 6.92 [305 x 305 x 176]	16	NP1212C	—	NP1212CG	HFWNSP1212C
N412161206SSC	\$612.00	N412161206SSAC	Retired	16.00 x 12.00 x 6.92 [406 x 305 x 176]	16	NP1612C	NP1612SSC	NP1612CG	HFWNSP1612C
N412161208SSC	\$646.00	N412161208SSAC	Retired	16.00 x 12.00 x 8.92 [406 x 305 x 227]	16	NP1612C	NP1612SSC	NP1612CG	HFWNSP1612C
N412161210SSC	\$691.00	N412161210SSAC	\$1,294.00	16.00 x 12.00 x 10.92 [406 x 305 x 277]	16	NP1612C	NP1612SSC	NP1612CG	HFWNSP1612C
N412161606SSC	\$678.00	N412161606SSAC	Retired	16.00 x 16.00 x 6.92 [406 x 406 x 176]	16	NP1616C	NP1616SSC	NP1616CG	HFWNSP1616C
N412161608SSC	\$735.00	N412161608SSAC	Retired	16.00 x 16.00 x 8.92 [406 x 406 x 227]	16	NP1616C	NP1616SSC	NP1616CG	HFWNSP1616C
N412161610SSC	\$780.00	N412161610SSAC	Retired	16.00 x 16.00 x 10.92 [406 x 406 x 277]	16	NP1616C	NP1616SSC	NP1616CG	HFWNSP1616C
N412162008SSC	\$807.00	N412162008SSAC	\$1,489.00	16.00 x 20.00 x 8.92 [406 x 508 x 227]	16	NP2016C	NP2016SSC	NP2016CG	HFWNSP1620C
N412162010SSC	\$907.00	N412162010SSAC	Retired	16.00 x 20.00 x 10.92 [406 x 508 x 277]	16	NP2016C	NP2016SSC	NP2016CG	HFWNSP1620C
N412201606SSC	\$766.00	N412201606SSAC	Retired	20.00 x 16.00 x 6.92 [508 x 406 x 176]	16	NP2016C	NP2016SSC	NP2016CG	HFWNSP2016C

Notes: Subpanels must be ordered separately.
Dimensions in inches [millimeters].
Letters in table correspond to letters on dimensional drawings.

Table continued on next page

Ultimate Series NEMA 4, 4X, 12, and 13 Stainless Steel Single-Door Wall-Mount



Shipping Schedule					
Same day	1 - 5 days	1 - 7 days	1-10 days	1 - 15 days	1 - 20 days
Color indicates shipping lead time in business days.					

Table continued from previous page

Ultimate Series NEMA 4, 4X, 12, and 13 Stainless Steel Single-Door Wall-Mount									
304 Stainless Steel	Price	316L Stainless Steel	Price	Enclosure Size HxWxD	Steel Gauge	Painted Steel Subpanel	Stainless Steel Subpanel	Galvanized Subpanel	Swing-Out Panel
N412201608SSC	\$814.00	N412201608SSAC	Retired	20.00 x 16.00 x 8.92 [508 x 406 x 227]	16	NP2016C	NP2016SSC	NP2016CG	HFWNSP2016C
N412201610SSC	\$830.00	N412201610SSAC	Retired	20.00 x 16.00 x 10.92 [508 x 406 x 277]	16	NP2016C	NP2016SSC	NP2016CG	HFWNSP2016C
N412202006SSC	\$846.00	N412202006SSAC	Retired	20.00 x 20.00 x 6.92 [508 x 508 x 176]	16	NP2020C	NP2020SSC	NP2020CG	HFWNSP2020C
N412202008SSC	\$883.00	N412202008SSAC	Retired	20.00 x 20.00 x 8.92 [508 x 508 x 227]	16	NP2020C	NP2020SSC	NP2020CG	HFWNSP2020C
N412202010SSC	\$927.00	N412202010SSAC	Retired	20.00 x 20.00 x 10.92 [508 x 508 x 277]	16	NP2020C	NP2020SSC	NP2020CG	HFWNSP2020C
N412202012SSC	\$1,006.00	N412202012SSAC	Retired	20.00 x 20.00 x 12.92 [508 x 508 x 328]	16	NP2020C	NP2020SSC	NP2020CG	HFWNSP2020C
N412241608SSC	\$870.00	N412241608SSAC	Retired	24.00 x 16.00 x 8.92 [610 x 406 x 227]	16	NP2416C	NP2416SSC	NP2416CG	HFWNSP2416C
N412241610SSC	\$914.00	N412241610SSAC	Retired	24.00 x 16.00 x 10.92 [610 x 406 x 277]	16	NP2416C	NP2416SSC	NP2416CG	HFWNSP2416C
N412242008SSC	\$966.00	N412242008SSAC	\$1,638.00	24.00 x 20.00 x 8.92 [610 x 508 x 227]	16	NP2420C	NP2420SSC	NP2420CG	HFWNSP2420C
N412242010SSC	\$1,015.00	N412242010SSAC	Retired	24.00 x 20.00 x 10.92 [610 x 508 x 277]	16	NP2420C	NP2420SSC	NP2420CG	HFWNSP2420C
N412242408SSC	\$1,063.00	N412242408SSAC	Retired	24.00 x 24.00 x 8.92 [610 x 610 x 227]	14	NP2424C	NP2424SSC	NP2424CG	HFWNSP2424C
N412242410SSC	\$1,149.00	N412242410SSAC	\$1,881.00	24.00 x 24.00 x 10.92 [610 x 610 x 277]	14	NP2424C	NP2424SSC	NP2424CG	HFWNSP2424C
N412242412SSC	\$1,185.00	N412242412SSAC	\$2,235.00	24.00 x 24.00 x 12.92 [610 x 610 x 328]	14	NP2424C	NP2424SSC	NP2424CG	HFWNSP2424C
N412302408SSC	\$1,209.00	N412302408SSAC	\$2,244.00	30.00 x 24.00 x 8.92 [762 x 610 x 227]	14	NP3024C	NP3024SSC	NP3024CG	HFWNSP3024C
N412302410SSC	\$1,293.00	N412302410SSAC	Retired	30.00 x 24.00 x 10.92 [762 x 610 x 277]	14	NP3024C	NP3024SSC	NP3024CG	HFWNSP3024C
N412302412SSC	\$1,358.00	N412302412SSAC	Retired	30.00 x 24.00 x 12.92 [762 x 610 x 328]	14	NP3024C	NP3024SSC	NP3024CG	HFWNSP3024C
N412303008SSC	\$1,420.00	N412303008SSAC	Retired	30.00 x 30.00 x 8.92 [762 x 762 x 227]	14	NP3030C	NP3030SSC	NP3030CG	HFWNSP3030C
N412303010SSC	\$1,492.00	N412303010SSAC	\$2,620.00	30.00 x 30.00 x 10.92 [762 x 762 x 277]	14	NP3030C	NP3030SSC	NP3030CG	HFWNSP3030C
N412362408SSC	\$1,477.00	N412362408SSAC	Retired	36.00 x 24.00 x 8.92 [914 x 610 x 227]	14	NP3624C	NP3624SSC	NP3624CG	HFWNSP3624C
N412362410SSC	\$1,461.00	N412362410SSAC	Retired	36.00 x 24.00 x 10.92 [914 x 610 x 277]	14	NP3624C	NP3624SSC	NP3624CG	HFWNSP3624C
N412362412SSC	\$1,515.00	N412362412SSAC	Retired	36.00 x 24.00 x 12.92 [914 x 610 x 328]	14	NP3624C	NP3624SSC	NP3624CG	HFWNSP3624C
N412363008SSC	\$1,694.00	N412363008SSAC	Retired	36.00 x 30.00 x 8.92 [914 x 762 x 227]	14	NP3630C	NP3630SSC	NP3630CG	HFWNSP3630C
N412363010SSC	\$1,903.00	N412363010SSAC	Retired	36.00 x 30.00 x 10.92 [914 x 762 x 277]	14	NP3630C	NP3630SSC	NP3630CG	HFWNSP3630C
N412363012SSC	\$1,811.00	N412363012SSAC	Retired	36.00 x 30.00 x 12.92 [914 x 762 x 328]	14	NP3630C	NP3630SSC	NP3630CG	HFWNSP3630C

Notes: Subpanels must be ordered separately.
 Dimensions in inches [millimeters].
 Letters in table correspond to letters on dimensional drawings.

Table continued on next page

Ultimate Series NEMA 4, 4X, 12, and 13 Stainless Steel Single-Door Wall-Mount with Window



Application

Designed to house and protect electrical and electronic components from harsh, dirty environments. For use in installations where dust, dirt, oil, water or other contaminants are present. Streamlined styling, window, and an attractive, durable finish complement any high-tech electronic equipment.



Construction

- Bodies and doors fabricated from 14- or 16-gauge 304 stainless steel
- Plasma welded seams
- Poured-in-place polyurethane gasket
- Collar studs provided for mounting optional subpanels
- Grounding provisions provided
- Concealed hinges
- Polycarbonate viewing window
- Increased tub openings to accommodate larger size (optional) subpanels
- Optional subpanels must be ordered separately
- Swing-out panel kits WAJCDFK and WANADFK will not work with these enclosures
- Doors are interchangeable and easily removable (open to 90° to remove door)
- 1/4 turn, semi-flush oil-tight latches supplied to hold door securely closed
- Mounting holes in rear of enclosure body
- Optional N412MFKSS mounting foot kit is required to maintain the NEMA 4, 4X, 12, and 13 ratings
 - Mounting foot kit must be ordered separately
- Uses N41214TSS series latches

Finish

- All exterior surfaces have a smooth-grained finish
- Painted steel subpanels are white polyester powder over phosphatized surfaces
- Galvanized and stainless subpanels are a conductive finish (unpainted)
- Uses N41214TSS series latches

Listings

- UL 508, 4, 4X, 12, and 13 [UL file E64791]
- Meets NEMA/EEMAC 4, 4X, 12, and 13 requirements
- Wall mounting brackets required to maintain UL/CSA external mounting requirements



Note: For current listings, please see www.automationdirect.com

Shipping Schedule

Same day 1 - 5 days 1 - 7 days 1-10 days 1 - 15 days 1 - 20 days

Color indicates shipping lead time in business days.

Ultimate Series NEMA 4, 4X, 12, and 13 Stainless Steel Single-Door Wall-Mount with Window

304 Stainless Steel	Price	Enclosure Size HxWxD	Steel Gauge	Painted Steel Subpanel	Stainless Steel Subpanel	Galvanized Subpanel	Swing-Out Panel
N412121206WSSC	\$957.00	12.00 x 12.00 x 6.92 [305 x 305 x 176]	16	NP1212C	—	NP1212CG	HFWNSP1212C
N412121208WSSC	\$1,022.00	12.00 x 12.00 x 8.92 [305 x 305 x 227]	16	NP1212C	—	NP1212CG	HFWNSP1212C
N412161206WSSC	Retired	16.00 x 12.00 x 6.92 [406 x 305 x 176]	16	NP1612C	NP1612SSC	NP1612CG	HFWNSP1612C
N412161208WSSC	\$1,155.00	16.00 x 12.00 x 8.92 [406 x 305 x 227]	16	NP1612C	NP1612SSC	NP1612CG	HFWNSP1612C
N412161210WSSC	\$1,202.00	16.00 x 12.00 x 10.92 [406 x 305 x 277]	16	NP1612C	NP1612SSC	NP1612CG	HFWNSP1612C
N412201606WSSC	Retired	20.00 x 16.00 x 6.92 [508 x 406 x 176]	16	NP2016C	NP2016SSC	NP2016CG	HFWNSP2016C
N412201608WSSC	Retired	20.00 x 16.00 x 8.92 [508 x 406 x 227]	16	NP2016C	NP2016SSC	NP2016CG	HFWNSP2016C
N412201610WSSC	\$1,474.00	20.00 x 16.00 x 10.92 [508 x 406 x 277]	16	NP2016C	NP2016SSC	NP2016CG	HFWNSP2016C
N412202006WSSC	Retired	20.00 x 20.00 x 6.92 [508 x 508 x 176]	16	NP2020C	NP2020SSC	NP2020CG	HFWNSP2020C
N412202008WSSC	\$1,518.00	20.00 x 20.00 x 8.92 [508 x 508 x 227]	16	NP2020C	NP2020SSC	NP2020CG	HFWNSP2020C
N412202010WSSC	Retired	20.00 x 20.00 x 10.92 [508 x 508 x 277]	16	NP2020C	NP2020SSC	NP2020CG	HFWNSP2020C
N412202012WSSC	Retired	20.00 x 20.00 x 12.92 [508 x 508 x 328]	16	NP2020C	NP2020SSC	NP2020CG	HFWNSP2020C
N412242006WSSC	Retired	24.00 x 20.00 x 6.92 [610 x 508 x 176]	16	NP2420C	NP2420SSC	NP2420CG	HFWNSP2420C
N412242008WSSC	\$1,812.00	24.00 x 20.00 x 8.92 [610 x 508 x 227]	16	NP2420C	NP2420SSC	NP2420CG	HFWNSP2420C

Notes: Subpanels must be ordered separately.
 Dimensions in inches [millimeters].
 Letters in table correspond to letters on dimensional drawings.

Table continued on next page

Ultimate Series NEMA 4, 4X, 12, and 13 Stainless Steel Single-Door Wall-Mount with Window



Shipping Schedule

Same day 1 - 5 days 1 - 7 days 1-10 days 1 - 15 days 1 - 20 days

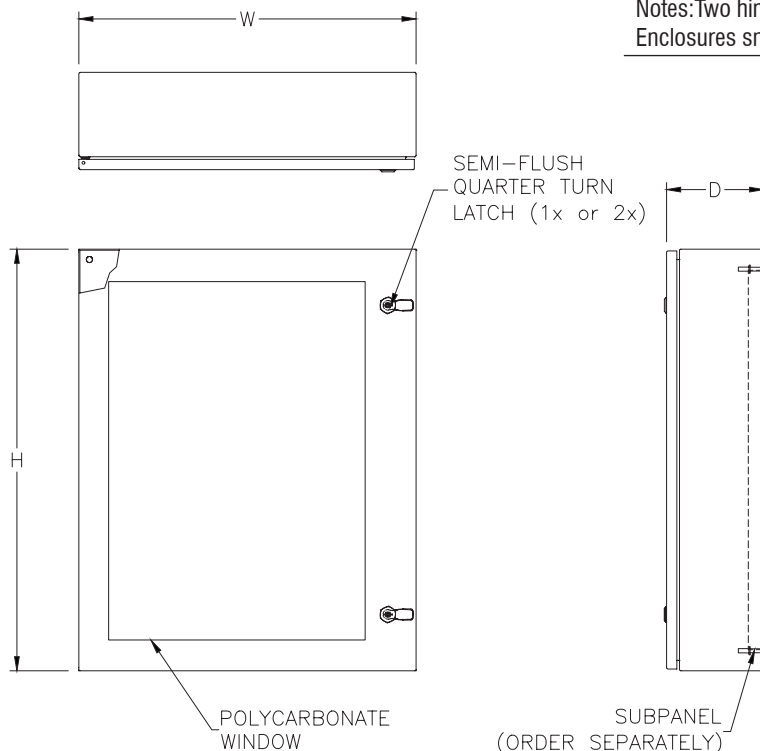
Color indicates shipping lead time in business days.

Table continued from previous page

Ultimate Series NEMA 4, 4X, 12, and 13 Stainless Steel Single-Door Wall-Mount with Window							
304 Stainless Steel	Price	Enclosure Size HxWxD	Steel Gauge	Painted Steel Subpanel	Stainless Steel Subpanel	Galvanized Subpanel	Swing-Out Panel
N412242010WSSC	Retired	24.00 x 20.00 x 10.92 [610 x 508 x 277]	14	NP2420C	NP2420SSC	NP2420CG	HFWNSP2420C
N412242012WSSC	Retired	24.00 x 20.00 x 12.92 [610 x 508 x 328]	14	NP2420C	NP2420SSC	NP2420CG	HFWNSP2420C
N412242406WSSC	Retired	24.00 x 24.00 x 6.92 [610 x 610 x 176]	14	NP2424C	NP2424SSC	NP2424CG	HFWNSP2424C
N412242408WSSC	\$1,883.00	24.00 x 24.00 x 8.92 [610 x 610 x 227]	14	NP2424C	NP2424SSC	NP2424CG	HFWNSP2424C
N412242410WSSC	Retired	24.00 x 24.00 x 10.92 [610 x 610 x 277]	14	NP2424C	NP2424SSC	NP2424CG	HFWNSP2424C
N412242412WSSC	\$1,756.00	24.00 x 24.00 x 12.92 [610 x 610 x 328]	14	NP2424C	NP2424SSC	NP2424CG	HFWNSP2424C
N412242416WSSC	\$1,986.00	24.00 x 24.00 x 16.92 [610 x 610 x 430]	14	NP2424C	NP2424SSC	NP2424CG	HFWNSP2424C
N412242420WSSC	Retired	24.00 x 24.00 x 20.92 [610 x 610 x 531]	14	NP2424C	NP2424SSC	NP2424CG	HFWNSP2424C
N412302406WSSC	Retired	30.00 x 24.00 x 6.92 [762 x 610 x 176]	14	NP3024C	NP3024SSC	NP3024CG	HFWNSP3024C
N412302408WSSC	\$2,219.00	30.00 x 24.00 x 8.92 [762 x 610 x 227]	14	NP3024C	NP3024SSC	NP3024CG	HFWNSP3024C
N412302410WSSC	Retired	30.00 x 24.00 x 10.92 [762 x 610 x 277]	14	NP3024C	NP3024SSC	NP3024CG	HFWNSP3024C
N412302412WSSC	\$2,316.00	30.00 x 24.00 x 12.92 [762 x 610 x 328]	14	NP3024C	NP3024SSC	NP3024CG	HFWNSP3024C
N412302420WSSC	Retired	30.00 x 24.00 x 20.92 [762 x 610 x 531]	14	NP3024C	NP3024SSC	NP3024CG	HFWNSP3024C

Notes: Subpanels must be ordered separately.
 Dimensions in inches [millimeters].
 Letters in table correspond to letters on dimensional drawings.

Dimensions



Notes: Two hinges are provided when H=36 in [914 mm] with each enclosure. Enclosures smaller than 24 in [610 mm] have one latch.

Ultimate Series NEMA 4, 4X, 12, and 13 Stainless Steel Single-Door Wall-Mount



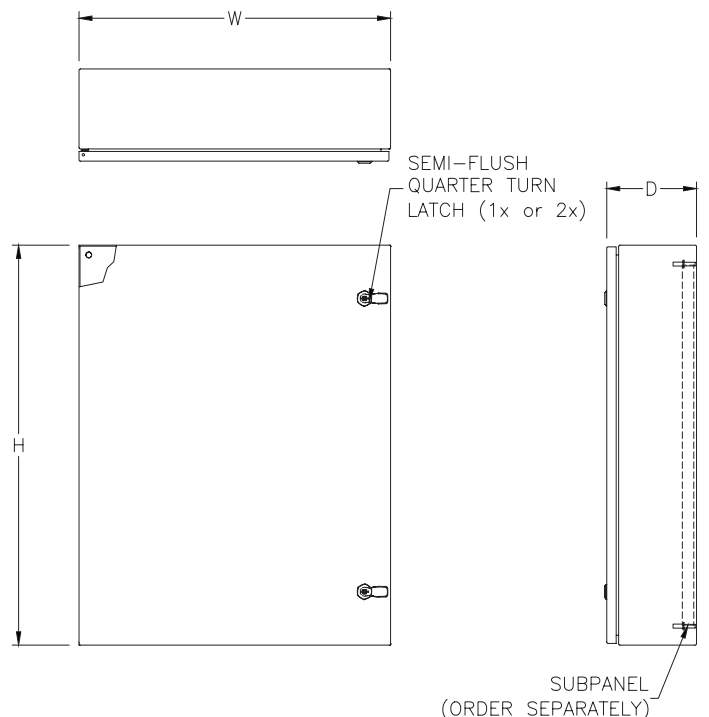
Shipping Schedule				
Same day	1 - 5 days	1 - 7 days	1 - 15 days	1 - 20 days
Color indicates shipping lead time in business days.				

Table continued from previous page

Ultimate Series NEMA 4, 4X, 12, and 13 Stainless Steel Single-Door Wall-Mount									
304 Stainless Steel	Price	316L Stainless Steel	Price	Enclosure Size HxWxD	Steel Gauge	Painted Steel Subpanel	Stainless Steel Subpanel	Galvanized Subpanel	Swing-Out Panel
N412363610SSC	\$1,828.00	N412363610SSAC	Retired	36.00 x 36.00 x 10.92 [914 x 914 x 277]	14	NP3636C	NP3636SSC	NP3636CG	HFWNSP3636C
N412363612SSC	\$1,966.00	N412363612SSAC	\$3,632.00	36.00 x 36.00 x 12.92 [914 x 914 x 328]	14	NP3636C	NP3636SSC	NP3636CG	HFWNSP3636C
N412423610SSC	\$2,050.00	N412423610SSAC	Retired	42.00 x 36.00 x 10.92 [1067 x 914 x 277]	14	NP4236C	NP4236SSC	NP4236CG	—
N412423612SSC	\$2,181.00	N412423612SSAC	Retired	42.00 x 36.00 x 12.92 [1067 x 914 x 328]	14	NP4236C	NP4236SSC	NP4236CG	—
N412483610SSC	\$2,438.00	N412483610SSAC	Retired	48.00 x 36.00 x 10.92 [1219 x 914 x 277]	14	NP4836C	NP4836SSC	NP4836CG	—
N412483612SSC	\$2,445.00	N412483612SSAC	Retired	48.00 x 36.00 x 12.92 [1219 x 914 x 328]	14	NP4836C	NP4836SSC	NP4836CG	—
N412603610SSC	\$2,865.00	N412603610SSAC	Retired	60.00 x 36.00 x 10.92 [1524 x 914 x 277]	14	NP6036C	NP6036SSC	NP6036CG	—
N412603612SSC	\$3,080.00	N412603612SSAC	Retired	60.00 x 36.00 x 12.92 [1524 x 914 x 328]	14	NP6036C	NP6036SSC	NP6036CG	—

Notes: Subpanels must be ordered separately.
Dimensions in inches [millimeters].
Letters in table correspond to letters on dimensional drawings.

Dimensions



Notes: Enclosures include a 3-point latch when H=40 in [1016 mm] or more.
Two hinges are provided when H<36 in [914 mm].
Three hinges are provided when H=36 in [914 mm] or greater.
Four hinges are provided when H=48 in [1219 mm] or greater.
Enclosures smaller than 24 in [610 mm] have one latch.

NEMA 4, 4X, 12, and 13 Stainless Steel Single-Door Wall-Mount



Application

Provides unmatched protection for housing electrical components in highly corrosive environments. This enclosure is used for indoor and outdoor settings that are frequently wet or have constant exposure to water, other liquids, or contaminants.

Construction

- Fabricated from 16-gauge type 304 or 316L stainless steel
- Continuously-welded seams ground smooth
- Closed-cell oil-resistant neoprene gasket
- External mounting feet
- Weldnuts are provided for mounting optional subpanels securely on models 6 x 4 in [152 x 102 mm] and larger
- Stainless steel screws and clamps on cover assure watertight seal
- Door removed by pulling stainless steel continuous hinge pin
- Grounding provisions provided
- Optional subpanels and terminal kits must be ordered separately
- Uses WABN4JIC clamp

Finish

- Cover and outside of enclosure have a smooth-grained finish

Listings

- UL 50 Listed, 4, 4X, 12, and 13 [UL file E6924 and E64791]
- Meets NEMA/EEMAC 4, 4X, 12, and 13 requirements



Note: For current listings, please see www.automationdirect.com

Shipping Schedule

Same day 1 - 5 days 1 - 7 days 1 - 15 days 1 - 20 days

Color indicates shipping lead time in business days.

NEMA 4, 4X, 12, and 13 Stainless Steel Single-Door Wall-Mount Enclosure

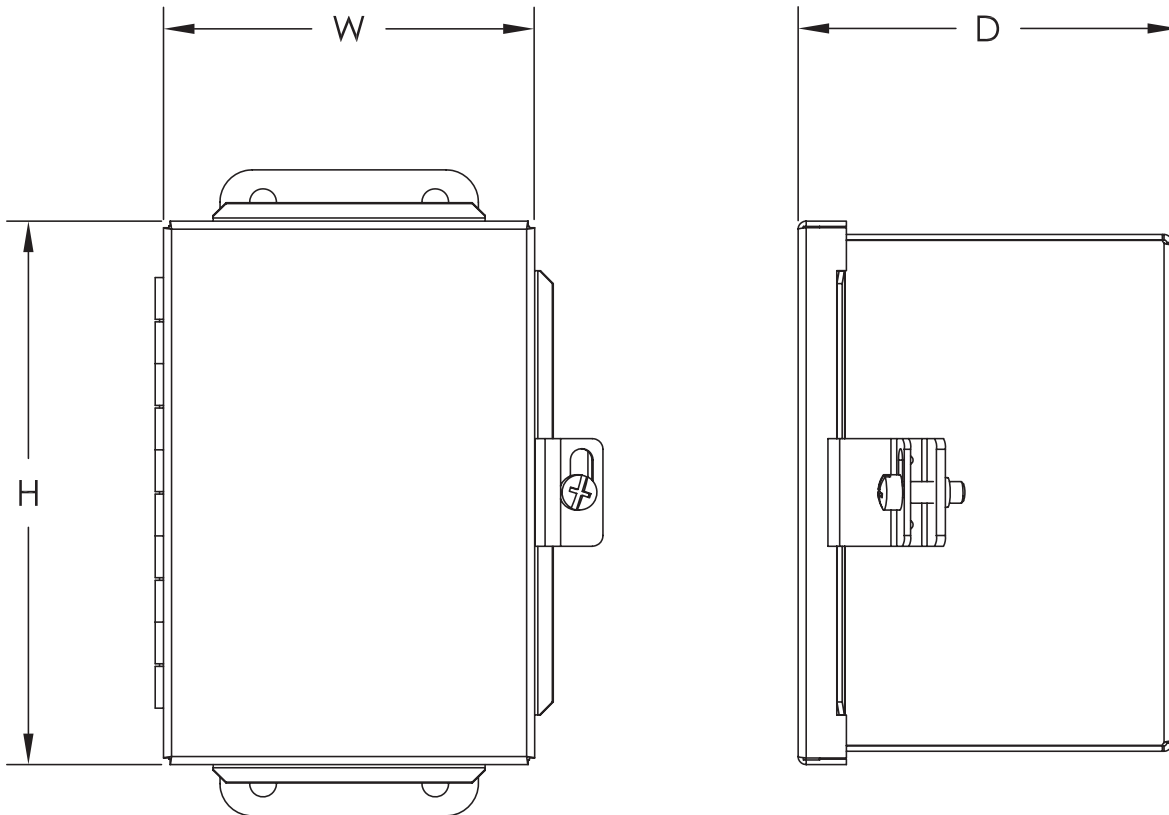
304 Stainless Steel	Price	316L Stainless Steel	Price	Enclosure Size HxWxD	Painted Steel Subpanel	Stainless Steel Subpanel	Galvanized Subpanel
BN4060404CHSS	\$219.00	BN4060404CHSSA	Retired	6.31 x 4.31 x 4.34 [160 x 109 x 110]	P0604	P0604SS	P0604G
BN4060604CHSS	\$239.00	BN4060604CHSSA	Retired	6.31 x 6.31 x 4.34 [160 x 160 x 110]	P0606	P0606SS	P0606G
BN4080604CHSS	\$273.00	BN4080604CHSSA	Retired	8.31 x 6.31 x 4.34 [211 x 160 x 110]	P0806	P0806SS	P0806G
BN4100804CHSS	\$329.00	BN4100804CHSSA	Retired	10.31 x 8.31 x 4.34 [262 x 211 x 110]	P1008	P1008SS	P1008G
BN4121006CHSS	\$461.00	BN4121006CHSSA	Retired	12.31 x 10.31 x 6.34 [313 x 262 x 161]	P1210	P1210SS	P1210G
BN4121206CHSS	\$509.00	BN4121206CHSSA	Retired	12.31 x 12.31 x 6.34 [313 x 313 x 161]	P1212	P1212SS	P1212G
BN4141206CHSS	\$573.00	BN4141206CHSSA	Retired	14.31 x 12.31 x 6.34 [363 x 313 x 161]	P1412	P1412SS	P1412G
BN4161406CHSS	\$662.00	BN4161406CHSSA	Retired	16.31 x 14.31 x 6.34 [414 x 363 x 161]	P1614	P1614SS	P1614G

Notes: Subpanels must be ordered separately.
Dimensions in inches [millimeters].
Letters in table correspond to letters on dimensional drawings.

NEMA 4, 4X, 12, and 13 Stainless Steel Single-Door Wall-Mount



Dimensions



NEMA 4, 4X, 12, and 13 Stainless Steel Single-Door Padlocking Wall-Mount



Applications

Provides unmatched protection for housing electrical components in highly corrosive environments. This enclosure is used in indoor and outdoor settings that are frequently wet or have constant exposure to water, other liquids, or contaminants.

Construction

- Fabricated from 14-gauge type 304 or 316L stainless steel
- Rolled lip on three sides of door and all sides of enclosure opening is provided to exclude liquids and contaminants
- Quick and easy-to-operate stainless steel door clamps are provided
- Hasp and staple is provided for padlocking
- Doors are sealed with poured-in-place polyurethane gasket
- Collar studs provided for mounting optional subpanels
- External mounting feet for mounting enclosure
- Grounding provisions provided
- Optional subpanels must be ordered separately
- Continuously plasma-welded seams
- Uses WAN4XRA clamp

Finish

- Cover and outside of enclosure have smooth-grained finish

Listings

- UL 508, 4, 4X, 12, and 13 [File E64791]
- Meets NEMA/EEMAC 4, 4X, 12, and 13 requirements



Note: For current listings, please see www.automationdirect.com

Shipping Schedule

Same day	1 - 5 days	1 - 7 days	1-10 days	1 - 15 days	1 - 20 days
----------	------------	------------	-----------	-------------	-------------

Color indicates shipping lead time in business days.

NEMA 4, 4X, 12, and 13 Stainless Steel Single-Door Wall-Mount Enclosure

304 Stainless Steel	Price	316L Stainless Steel	Price	DimensionsHxWxD	Painted Steel Subpanel	Stainless Steel Subpanel	Galvanized Subpanel	Perforated Subpanel
SSN4161206	\$756.00	SSN4161206A	Retired	16.00 x 12.00 x 7.03 [406 x 305 x 179]	NP1612	NP1612SS	NP1612G	NP1612PP
SSN4161208	\$808.00	SSN4161208A	Retired	16.00 x 12.00 x 9.03 [406 x 305 x 229]	NP1612	NP1612SS	NP1612G	NP1612PP
SSN4161606	\$838.00	SSN4161606A	\$1,017.00	16.00 x 16.00 x 7.03 [406 x 406 x 179]	NP1616	NP1616SS	NP1616G	NP1616PP
SSN4162006	Retired	SSN4162006A	Retired	16.00 x 20.00 x 7.03 [406 x 508 x 179]	NP2016	NP2016SS	NP2016G	NP2016PP
SSN4201606	\$920.00	SSN4201606A	Retired	20.00 x 16.00 x 7.03 [508 x 406 x 179]	NP2016	NP2016SS	NP2016G	NP2016PP
SSN4201608	\$986.00	SSN4201608A	Retired	20.00 x 16.00 x 9.03 [508 x 406 x 229]	NP2016	NP2016SS	NP2016G	NP2016PP
SSN4201610	\$1,053.00	SSN4201610A	\$1,281.00	20.00 x 16.00 x 11.03 [508 x 406 x 280]	NP2016	NP2016SS	NP2016G	NP2016PP
SSN4202006	\$1,016.00	SSN4202006A	Retired	20.00 x 20.00 x 7.03 [508 x 508 x 179]	NP2020	NP2020SS	NP2020G	NP2020PP
—	—	SSN4202008A	\$1,315.00	20.00 x 20.00 x 9.03 [508 x 508 x 229]	NP2020	NP2020SS	NP2020G	NP2020PP
SSN4202408	\$1,190.00	SSN4202408A	Retired	20.00 x 24.00 x 9.03 [508 x 610 x 229]	NP2420	NP2420SS	NP2420G	NP2420PP
SSN4241608	Retired	SSN4241608A	\$1,308.00	24.00 x 16.00 x 9.03 [610 x 406 x 229]	NP2416	NP2416SS	NP2416G	—
SSN4242006	\$1,113.00	SSN4242006A	Retired	24.00 x 20.00 x 7.03 [610 x 508 x 179]	NP2420	NP2420SS	NP2420G	NP2420PP
SSN4242008	\$1,244.00	SSN4242008A	\$1,468.00	24.00 x 20.00 x 9.03 [610 x 508 x 229]	NP2420	NP2420SS	NP2420G	NP2420PP

Notes: Subpanels must be ordered separately.
Dimensions in inches [millimeters].
Letters in table correspond to letters on dimensional drawings.

Table continued on next page

NEMA 4, 4X, 12, and 13 Stainless Steel Single-Door Padlocking Wall-Mount



Shipping Schedule					
Same day	1 - 5 days	1 - 7 days	1-10 days	1 - 15 days	1 - 20 days

Color indicates shipping lead time in business days.

Table continued from previous page

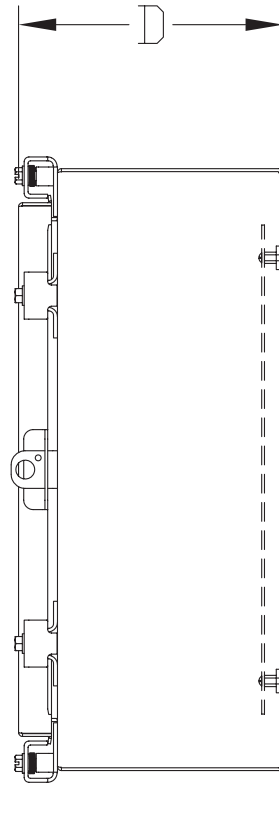
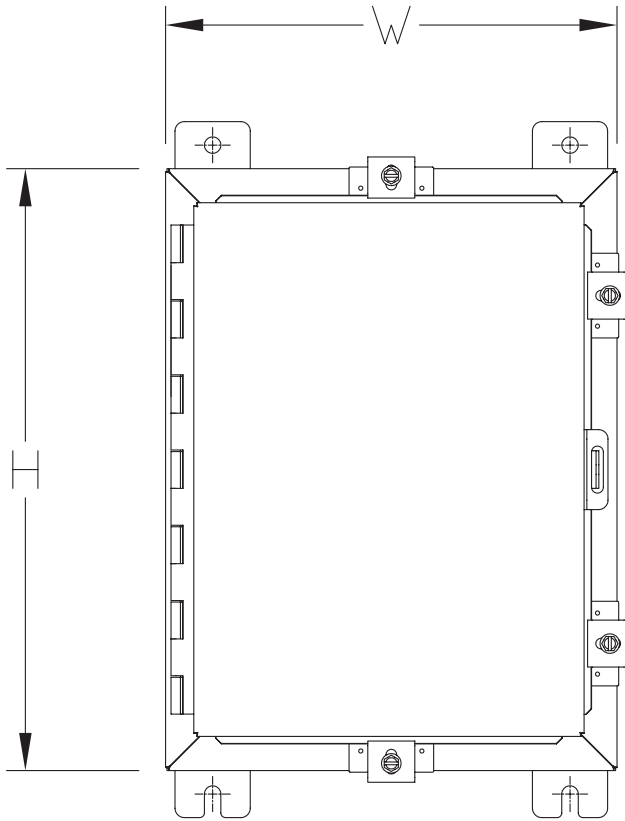
NEMA 4, 4X, 12, and 13 Stainless Steel Single-Door Wall-Mount Enclosure								
304 Stainless Steel	Price	316L Stainless Steel	Price	DimensionsHxWxD	Painted Steel Subpanel	Stainless Steel Subpanel	Galvanized Subpanel	Perforated Subpanel
SSN4242010	\$1,279.00	SSN4242010A	Retired	24.00 x 20.00 x 11.03 [610 x 508 x 280]	NP2420	NP2420SS	NP2420G	NP2420PP
—	—	SSN4242406A	Retired	24.00 x 24.00 x 7.03 [610 x 610 x 179]	NP2424	NP2424SS	NP2424G	NP2424PP
SSN4242408	\$1,315.00	SSN4242408A	\$1,616.00	24.00 x 24.00 x 9.03 [610 x 610 x 229]	NP2424	NP2424SS	NP2424G	NP2424PP
SSN4242412	\$1,587.00	SSN4242412A	Retired	24.00 x 24.00 x 13.03 [610 x 610 x 331]	NP2424	NP2424SS	NP2424G	NP2424PP
SSN4243008	\$1,696.00	SSN4243008A	Retired	24.00 x 30.00 x 9.03 [610 x 762 x 229]	NP3024	NP3024SS	NP3024G	NP3024PP
SSN4302008	Retired	SSN4302008A	Retired	30.00 x 20.00 x 9.03 [762 x 508 x 229]	NP3020	NP3020SS	NP3020G	—
SSN4302408	\$1,587.00	SSN4302408A	Retired	30.00 x 24.00 x 9.03 [762 x 610 x 229]	NP3024	NP3024SS	NP3024G	NP3024PP
SSN4302410	\$1,669.00	SSN4302410A	\$2,040.00	30.00 x 24.00 x 11.03 [762 x 610 x 280]	NP3024	NP3024SS	NP3024G	NP3024PP
SSN4302412	Retired	SSN4302412A	Retired	30.00 x 24.00 x 13.03 [762 x 610 x 331]	NP3024	NP3024SS	NP3024G	NP3024PP
SSN4302416	Retired	SSN4302416A	Retired	30.00 x 24.00 x 17.03 [762 x 610 x 433]	NP3024	NP3024SS	NP3024G	NP3024PP
SSN4303008	\$1,704.00	SSN4303008A	Retired	30.00 x 30.00 x 9.03 [762 x 762 x 229]	NP3030	NP3030SS	NP3030G	NP3030PP
SSN4362408	Retired	SSN4362408A	Retired	36.00 x 24.00 x 9.03 [914 x 610 x 229]	NP3624	NP3624SS	NP3624G	NP3624PP
SSN4362410	\$1,783.00	SSN4362410A	Retired	36.00 x 24.00 x 11.03 [914 x 610 x 280]	NP3624	NP3624SS	NP3624G	NP3624PP
SSN4363008	Retired	SSN4363008A	Retired	36.00 x 30.00 x 9.03 [914 x 762 x 229]	NP3630	NP3630SS	NP3630G	NP3630PP
SSN4363010	\$2,038.00	SSN4363010A	\$2,474.00	36.00 x 30.00 x 11.03 [914 x 762 x 280]	NP3630	NP3630SS	NP3630G	NP3630PP
SSN4363012	\$2,162.00	SSN4363012A	Retired	36.00 x 30.00 x 13.03 [914 x 762 x 331]	NP3630	NP3630SS	NP3630G	NP3630PP
SSN4363016	Retired	SSN4363016A	Retired	36.00 x 30.00 x 17.03 [914 x 762 x 433]	NP3630	NP3630SS	NP3630G	NP3630PP
SSN4363612	\$2,612.00	SSN4363612A	Retired	36.00 x 36.00 x 13.03 [914 x 914 x 331]	NP3636	NP3636SS	NP3636G	NP3636PP
SSN4423010	\$2,399.00	SSN4423010A	Retired	42.00 x 30.00 x 11.03 [1067 x 762 x 280]	NP4230	NP4230SS	NP4230G	NP4230PP
SSN4423608	Retired	SSN4423608A	Retired	42.00 x 36.00 x 9.03 [1067 x 914 x 229]	NP4236	NP4236SS	NP4236G	NP4236PP
SSN4483608	Retired	SSN4483608A	Retired	48.00 x 36.00 x 9.03 [1219 x 914 x 229]	NP4836	NP4836SS	NP4836G	NP4836PP
SSN4483610	\$2,845.00	SSN4483610A	\$3,452.00	48.00 x 36.00 x 11.03 [1219 x 914 x 280]	NP4836	NP4836SS	NP4836G	NP4836PP
SSN4483612	\$2,962.00	SSN4483612A	Retired	48.00 x 36.00 x 13.03 [1219 x 914 x 331]	NP4836	NP4836SS	NP4836G	NP4836PP
SSN4483616	Retired	SSN4483616A	Retired	48.00 x 36.00 x 17.03 [1219 x 914 x 433]	NP4836	NP4836SS	NP4836G	NP4836PP
SSN4603612	Retired	SSN4603612A	Retired	60.00 x 36.00 x 13.03 [1524 x 914 x 331]	NP6036	NP6036SS	NP6036G	NP6036PP
SSN4603616	Retired	SSN4603616A	Retired	60.00 x 36.00 x 17.03 [1524 x 914 x 433]	NP6036	NP6036SS	NP6036G	NP6036PP

Notes: Subpanels must be ordered separately.
 Dimensions in inches [millimeters].
 Letters in table correspond to letters on dimensional drawings.

NEMA 4, 4X, 12, and 13 Stainless Steel Single-Door Padlocking Wall-Mount



Dimensions



NEMA 4, 4X, 12, and 13 Stainless Steel Single-Door Wall-Mount with 3-Point Handle



Application

Provides unmatched protection for housing electrical components in highly corrosive environments. This enclosure is used in indoor and outdoor settings that are frequently wet or have constant exposure to water, other liquids, or contaminants.

A wide variety of type 316L stainless steel enclosures are available specifically for applications in food processing plants and offshore oil exploration.



Construction

- Bodies and doors fabricated from 14-gauge type 304 or 316L stainless steel. 316L stainless steel has the best corrosion resistance of the standard types of stainless steel available
- Continuously plasma welded seams
- A rolled lip around three sides of door and all sides of enclosure opening provided to exclude liquids and contaminants
- Doors are sealed with poured-in-place polyurethane gasket
- Collar studs for mounting optional subpanels
- With a 3-point 316L SS padlocking handle
- Print pocket is provided
- External mounting feet provided for mounting enclosures
- Grounding provisions provided
- Uses WAL3 SS series handles

Finish

- All exterior surfaces of enclosures have a smooth-grained finish

Listings

- UL 508, 4, 4X, 12, and 13 [UL File E64791]
- NEMA/EEMAC 4, 4X, 12, and 13



Note: For current listings, please see www.automationdirect.com

Shipping Schedule

Same day 1 - 5 days 1 - 7 days 1-10 days 1 - 15 days 1 - 20 days

Color indicates shipping lead time in business days.

NEMA 4, 4X, 12, and 13 Stainless Steel Single-Door Wall-Mount with 3-Point Handle

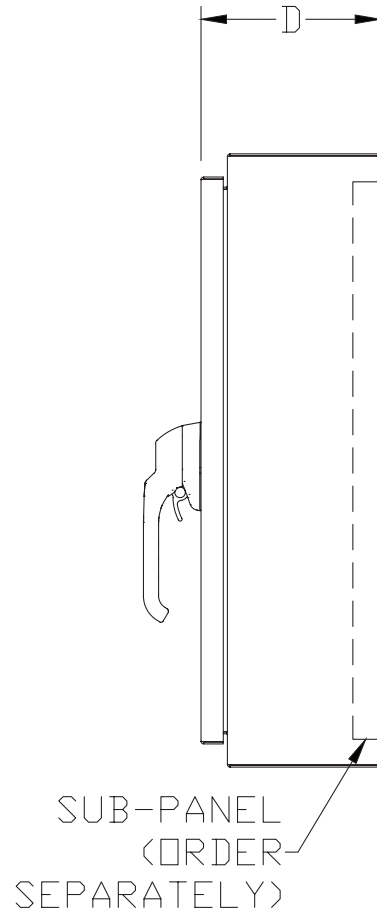
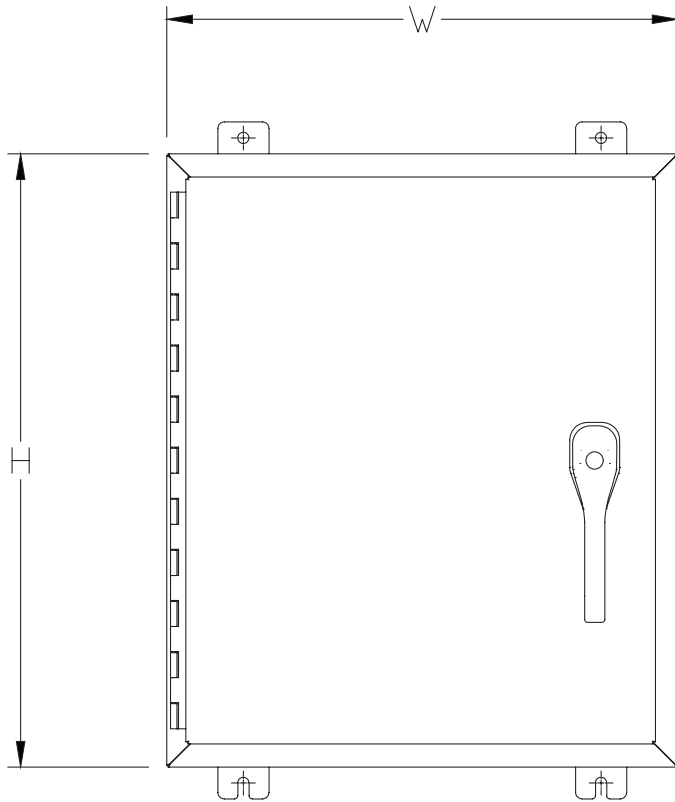
304 Stainless Steel	Price	316L Stainless Steel	Price	Enclosure Size HxWxD	Painted Subpanel	Stainless Subpanel	Galvanized Subpanel	Perforated Subpanel
SSN42420063PT	Retired	—	—	24.00 x 20.00 x 9.03 [610 x 508 x 229]	NP2420	NP2420SS	NP2420G	NP2420PP
SSN42420083PT	\$1,245.00	SSN42420083PTA	Retired	24.00 x 20.00 x 11.03 [610 x 508 x 280]	NP2420	NP2420SS	NP2420G	NP2420PP
SSN42420103PT	Retired	SSN42420103PTA	Retired	24.00 x 24.00 x 9.03 [610 x 610 x 229]	NP2420	NP2420SS	NP2420G	NP2420PP
SSN42424083PT	\$1,474.00	SSN42424083PTA	Retired	24.00 x 24.00 x 13.03 [610 x 610 x 331]	NP2424	NP2424SS	NP2424G	NP2424PP
SSN42424123PT	\$1,557.00	SSN42424123PTA	Retired	30.00 x 24.00 x 9.03 [762 x 610 x 229]	NP2424	NP2424SS	NP2424G	NP2424PP
SSN43024083PT	Retired	SSN43024083PTA	Retired	30.00 x 24.00 x 13.03 [762 x 610 x 331]	NP3024	NP3024SS	NP3024G	NP3024PP
SSN43024123PT	\$1,800.00	SSN43024123PTA	Retired	30.00 x 30.00 x 9.03 [762 x 762 x 229]	NP3024	NP3024SS	NP3024G	NP3024PP
SSN43030083PT	\$1,979.00	SSN43030083PTA	Retired	36.00 x 24.00 x 9.03 [914 x 610 x 229]	NP3030	NP3030SS	NP3030G	NP3030PP
SSN43624083PT	Retired	SSN43624083PTA	Retired	36.00 x 30.00 x 9.03 [914 x 762 x 229]	NP3624	NP3624SS	NP3624G	NP3624PP
SSN43630083PT	\$1,996.00	SSN43630083PTA	Retired	36.00 x 30.00 x 11.04 [914 x 762 x 280]	NP3630	NP3630SS	NP3630G	NP3630PP
SSN43630103PT	Retired	SSN43630103PTA	Retired	36.00 x 30.00 x 13.03 [914 x 762 x 331]	NP3630	NP3630SS	NP3630G	NP3630PP
SSN43630123PT	Retired	SSN43630123PTA	Retired	36.00 x 36.00 x 13.03 [914 x 914 x 331]	NP3630	NP3630SS	NP3630G	NP3630PP
SSN43636123PT	\$2,529.00	SSN43636123PTA	Retired	36.00 x 36.00 x 13.03 [914 x 914 x 331]	NP3636	NP3636SS	NP3636G	NP3636PP

Note: Dimensions in inches [millimeters].

NEMA 4, 4X, 12, and 13 Stainless Steel Single-Door Wall-Mount with 3-Point Handle



Dimensions



NEMA 4, 4X, 12, and 13 Painted Stainless Steel Single-Door Wall-Mount with 3-Point Handle



Applications

SSN43PTW Series provides unmatched protection for housing electrical components in highly corrosive environments.

These enclosures are used in indoor and outdoor settings that are frequently wet or have constant exposure to water, other liquids, or contaminants.

Construction

- Bodies and doors fabricated from 14-gauge type 304 stainless steel
- Continuously-welded seams ground smooth
- A rolled lip around three sides of door and all sides of enclosure opening provided to exclude liquids and contaminants
- Quick and easy-to-operate 3-point padlocking handle installed
- Pull hinge pin to remove doors
- Doors are sealed with poured-in-place polyurethane gasket
- Collar studs for mounting optional subpanels Removable print pocket is included
- External mounting feet provided for mounting enclosures
- Grounding provisions provided
- Uses WAL3_SS series handles

Finish

- Painted white polyester powder inside and out over phosphatized surfaces

Listings

- UL 508, 4, 4X, 12, and 13 [UL File E64791]
- NEMA/EEMAC 4, 4X, 12, and 13



Note: For current listings, please see www.automationdirect.com

Shipping Schedule

Same day 1 - 5 days 1 - 7 days 1-10 days 1 - 15 days 1 - 20 days

Color indicates shipping lead time in business days.

NEMA 4, 4X, 12, and 13 Painted Stainless Steel Single-Door Wall-Mount Enclosures with 3-Point Handle

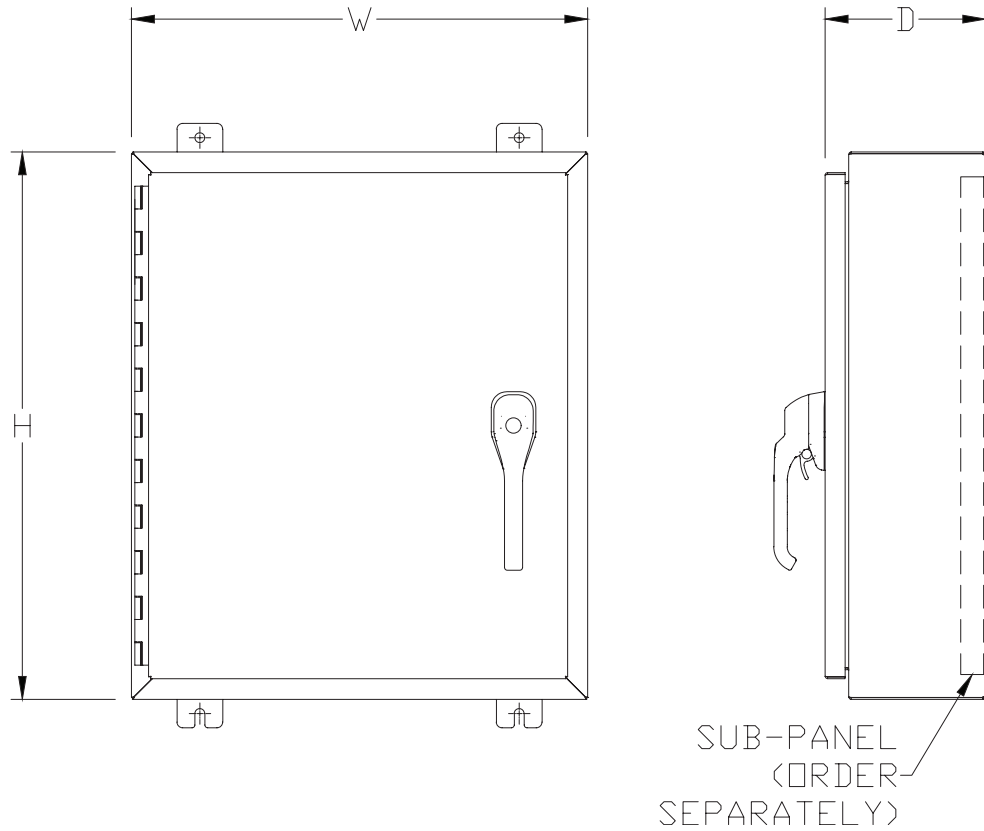
Part Number	Price	Enclosure Size HxWxD	Painted Subpanel	304 Stainless Subpanel	Galvanized Subpanel	Perforated Subpanel
SSN42424083PTW	Retired	24.00 x 24.00 x 9.03 [610 x 610 x 229]	NP2424	NP2424SS	NP2424G	NP2424PP
SSN42424123PTW	Retired	24.00 x 24.00 x 13.03 [610 x 610 x 331]	NP2424	NP2424SS	NP2424G	NP2424PP
SSN43024083PTW	Retired	30.00 x 24.00 x 9.03 [762 x 610 x 229]	NP3024	NP3024SS	NP3024G	NP3024PP
SSN43630123PTW	Retired	36.00 x 30.00 x 13.03 [914 x 762 x 331]	NP3630	NP3630SS	NP3630G	NP3630PP
SSN43636123PTW	Retired	36.00 x 36.00 x 13.03 [914 x 914 x 331]	NP3636	NP3636SS	NP3636G	NP3636PP
SSN44236123PTW	Retired	42.00 x 36.00 x 13.03 [1067 x 914 x 331]	NP4236	NP4236SS	NP4236G	NP4236PP
SSN44836123PTW	Retired	48.00 x 36.00 x 13.03 [1219 x 914 x 331]	NP4836	NP4836SS	NP4836G	NP4836PP
SSN44836163PTW	Retired	48.00 x 36.00 x 17.03 [1219 x 914 x 433]	NP4836	NP4836SS	NP4836G	NP4836PP
SSN46036123PTW	Retired	60.00 x 36.00 x 13.03 [1524 x 914 x 331]	NP6036	NP6036SS	NP6036G	NP6036PP

Note: Dimensions in inches [millimeters].

NEMA 4, 4X, 12, and 13 Painted Stainless Steel Single-Door Wall-Mount with 3-Point Handle



Dimensions



NEMA 4, 4X, and 12 Stainless Steel Two-Door Wall-Mount with 3-Point Handle



Applications

SSN4WF Series is intended for use in housing electrical and electronic controls, instruments, components, and associated wiring. These enclosures incorporate double-hinged doors which provide convenient access. Designed for outdoor use in protecting components from dust, dirt, oil, and water.



Construction

- Bodies and doors fabricated from 14-gauge 304 stainless steel
- Continuously-welded seams ground smooth
- Rolled lip around all sides of enclosure opening is provided to exclude liquids and contaminants
- Two independent doors with removable center post
- 3-point 316L SS padlocking handles
- Doors are removable by pulling heavy gauge stainless continuous hinge pin
- Doors are sealed with a poured-in-place polyurethane gasket
- Collar studs provided for mounting optional subpanels
- External mounting feet provided for mounting
- Grounding provisions provided
- Removable print pocket is provided
- Uses WAL3_SS series handles

Finish

- Smooth-grained stainless steel finish

Listings

- UL 508 Listed 12, 4, 4X [UL Files E64791]
- NEMA/EEMAC 12, 4, 4X



Note: For current listings, please see www.automationdirect.com

Shipping Schedule

Same day	1 - 5 days	1 - 7 days	1-10 days	1 - 15 days	1 - 20 days
----------	------------	------------	-----------	-------------	-------------

Color indicates shipping lead time in business days.

NEMA 4, 4X, and 12 Stainless Steel Two-Door Wall-Mount Enclosures with 3-Point Handle

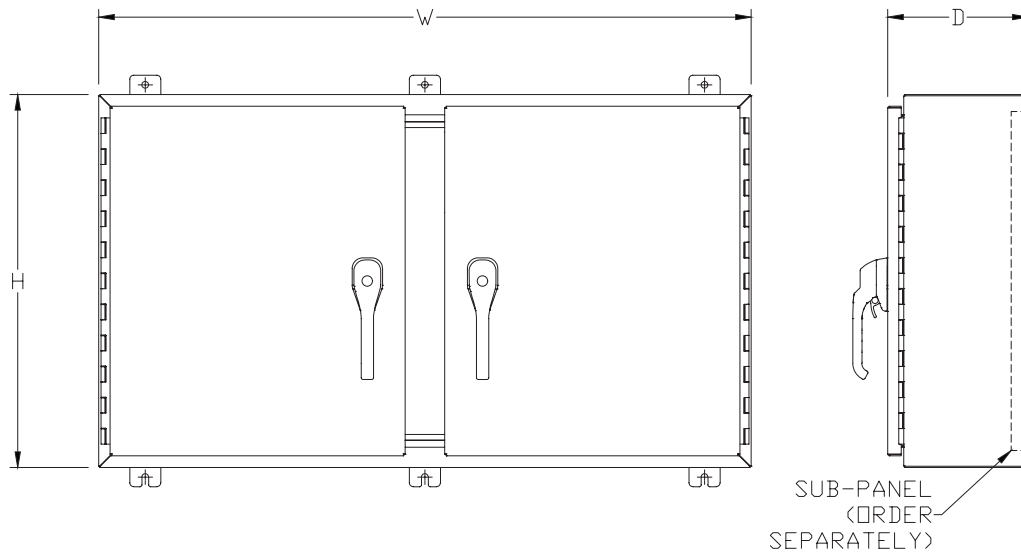
Part Number	Price	Enclosure Size HxWxD	Painted Subpanel	Stainless Steel Subpanel	Galvanized Subpanel	Perforated Subpanel
SSN4244208WF3PT	Retired	24.00 x 42.00 x 9.04 [610 x 1067 x 230]	NP4224	—	NP4224G	—
SSN4244808WF3PT	Retired	24.00 x 48.00 x 9.04 [610 x 1219 x 230]	NP4824	—	NP4824G	—
SSN4304210WF3PT	Retired	30.00 x 42.00 x 11.04 [762 x 1067 x 280]	NP4230	NP4230SS	NP4230G	NP4230PP
SSN4304810WF3PT	Retired	30.00 x 48.00 x 11.04 [762 x 1219 x 280]	NP4830	—	NP4830G	—
SSN4306010WF3PT	Retired	30.00 x 60.00 x 11.04 [762 x 1524 x 280]	NP6030	—	NP6030G	—
SSN4364212WF3PT	Retired	36.00 x 42.00 x 13.04 [914 x 1067 x 331]	NP4236	NP4236SS	NP4236G	NP4236PP
SSN4364812WF3PT	Retired	36.00 x 48.00 x 13.04 [914 x 1219 x 331]	NP4836	NP4836SS	NP4836G	NP4836PP
SSN4366012WF3PT	Retired	36.00 x 60.00 x 13.04 [914 x 1524 x 331]	NP6036	NP6036SS	NP6036G	NP6036PP
SSN4424212WF3PT	Retired	42.00 x 42.00 x 13.04 [1067 x 1067 x 331]	NPDD4242	—	NPDD4242G	—
SSN4424812WF3PT	Retired	42.00 x 48.00 x 13.04 [1067 x 1219 x 331]	NPDD4842	—	NPDD4842G	—
SSN4426012WF3PT	Retired	42.00 x 60.00 x 13.04 [1067 x 1524 x 331]	NPDD4260	—	NPDD4260G	—
SSN4484812WF3PT	Retired	48.00 x 48.00 x 13.04 [1219 x 1219 x 331]	NPDD4848	—	NPDD4848G	—

Note: Dimensions in inches [millimeters].

NEMA 4, 4X, and 12 Stainless Steel Two-Door Wall-Mount with 3-Point Handle



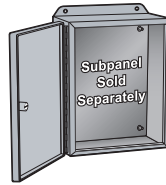
Dimensions



Ultimate Series NEMA 3R, 4, 4X, 12, and 13 Stainless Steel Two-Door Wall-Mount



N412D243608SSC



Application

Removable, interchangeable doors feature concealed hinges. Removable center post provides easy access to components and for installing subpanels. Designed for applications where dirt, dust, oil or water are present.

Construction

304 stainless steel Construction

- Continuous welded seams
- Polyurethane poured-in-place gasket
- Concealed hinges
- Removable center post
- Grounding studs welded to doors and body
- Collar studs for mounting optional subpanels
- 3-point keylocking/padlocking handle included
- Uses WAL4 series handles

Finish

- #3 intermediate polished

Listings

- NEMA 3R, 4, 4X, 12, and 13
- UL508A, Type 3R, 4, 4X, 12, and 13
- cULus File E64791
- IEC 60529, IP66
- N412MFKSS mounting feet are required to maintain UL external mounting requirements



Note: For current listings, please see www.automationdirect.com

Shipping Schedule

Same day	1 - 5 days	1 - 7 days	1 - 15 days	1 - 20 days
----------	------------	------------	-------------	-------------

Color indicates shipping lead time in business days.

Ultimate Series NEMA 3R, 4, 4X, 12, and 13 Stainless Steel Two-Door Wall-Mount

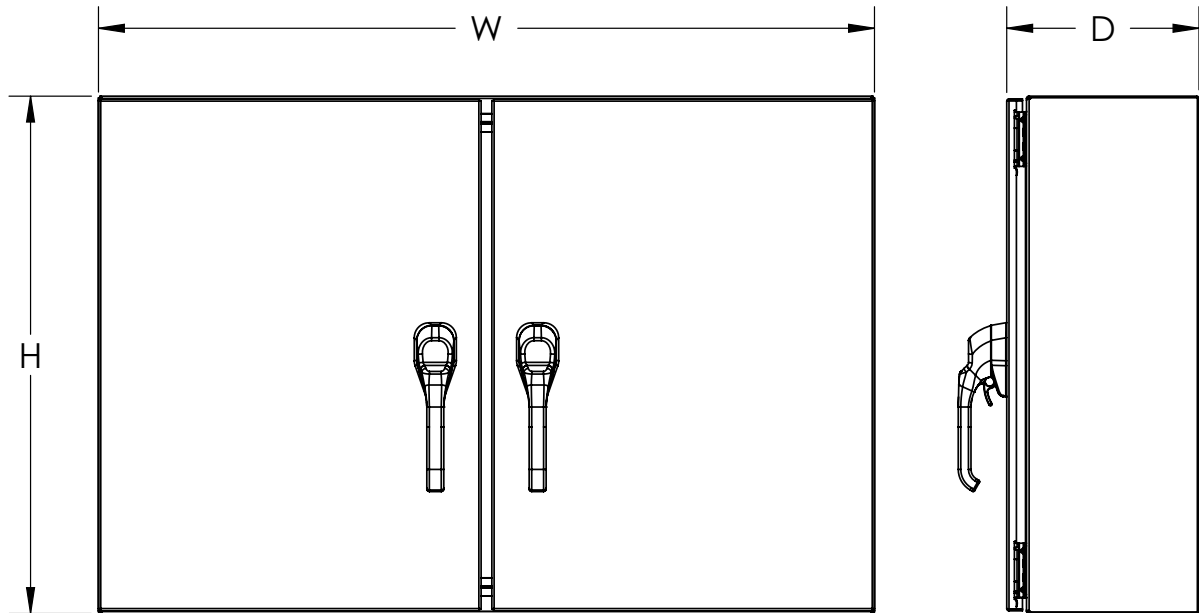
Part Number	Price	Enclosure Size HxWxD	Painted Steel Subpanel	Galvanized Subpanel	304 Stainless Steel
N412D243608SSC	Retired	24.00 x 36.00 x 8.92 [610 x 914 x 227]	NP3624C	NP3624CG	NP3624SSC
N412D244208SSC	\$3,512.00	24.00 x 42.00 x 8.92 [610 x 1067 x 227]	NP4224C	—	—
N412D244808SSC	\$3,570.00	24.00 x 48.00 x 8.92 [610 x 1219 x 227]	NP4824C	NP4824CG	—
N412D304210SSC	\$3,378.00	30.00 x 42.00 x 10.92 [762 x 1067 x 277]	NP4230C	—	—
N412D304810SSC	\$3,553.00	30.00 x 48.00 x 10.92 [762 x 1219 x 277]	NP4830C	—	—
N412D306010SSC	\$3,691.00	30.00 x 60.00 x 10.92 [762 x 1524 x 277]	NP6030C	—	—
N412D364212SSC	\$3,584.00	36.00 x 42.00 x 12.92 [914 x 1067 x 328]	NP4236C	NP4236CG	NP4236SSC
N412D364812SSC	\$3,745.00	36.00 x 48.00 x 12.92 [914 x 1219 x 328]	NP4836C	NP4836CG	NP4836SSC
N412D366012SSC	Retired	36.00 x 60.00 x 12.92 [914 x 1524 x 328]	NP6036C	NP6036CG	NP6036SSC
N412D424212SSC	\$3,672.00	42.00 x 42.00 x 12.92 [1067 x 1067 x 328]	NP4242C	—	—
N412D424812SSC	\$3,984.00	42.00 x 48.00 x 12.92 [1067 x 1219 x 328]	NP4842C	—	—
N412D426012SSC	\$4,184.00	42.00 x 60.00 x 12.92 [1067 x 1524 x 328]	NP6042C	—	—
N412D484812SSC	\$3,799.00	48.00 x 48.00 x 12.92 [1219 x 1219 x 328]	NP4848C	—	—

Note: Subpanels must be ordered separately.
Dimensions in inches [millimeters].
Letters in table correspond to letters on dimensional drawings.

Ultimate Series NEMA 3R, 4, 4X, 12, and 13 Stainless Steel Two-Door Wall-Mount



Dimensions



NEMA 4, 4X, and 12 Stainless Steel Two-Door Floor-Mount



Applications

These two-door enclosures provide industry-leading protection for systems incorporating large components or complex configurations in highly corrosive environments. It is typically used in the following areas: food processing plants, pharmaceutical manufacturing facilities, petrochemical plants, pulp and paper processing, and waste water treatment facilities.



Construction

- Bodies and doors fabricated from 12-gauge 304 stainless steel
- Continuously-welded seams ground smooth
- X-type body stiffeners are included for extra strength
- Rolled lip around three sides of door and along top of enclosure opening excludes liquids and contaminants from entering
- Quick and easy-to-operate stainless steel door clamps around three sides of doors are provided
- Heavy gauge stainless steel continuous hinges are provided
- Pull hinge pin to remove doors
- Hasp and staple are provided for padlocking
- Print pocket is provided
- Standard 12 in [305 mm] floor kits are welded to bottom of enclosure
- Heavy-duty removable lifting eyes
- Doors are sealed with poured-in-place polyurethane gasket
- Grounding provisions provided
- Easily Removable center post permits easy panel installations
- Collar studs for mounting optional subpanels
- Uses WAN4XRA clamp

Finish

- Enclosures have a smooth-grained finish on all exterior surfaces

Listings

- UL 508, 4, 4X, and 12 [UL file E64791]
- Meets NEMA/EEMAC 4, 4X, and 12 requirements



Note: For current listings, please see www.automationdirect.com

Shipping Schedule

Same day 1 - 5 days 1 - 7 days 1 - 15 days 1 - 20 days

Color indicates shipping lead time in business days.

NEMA 4, 4X, and 12 Stainless Steel Two-Door Floor-Mount Enclosures


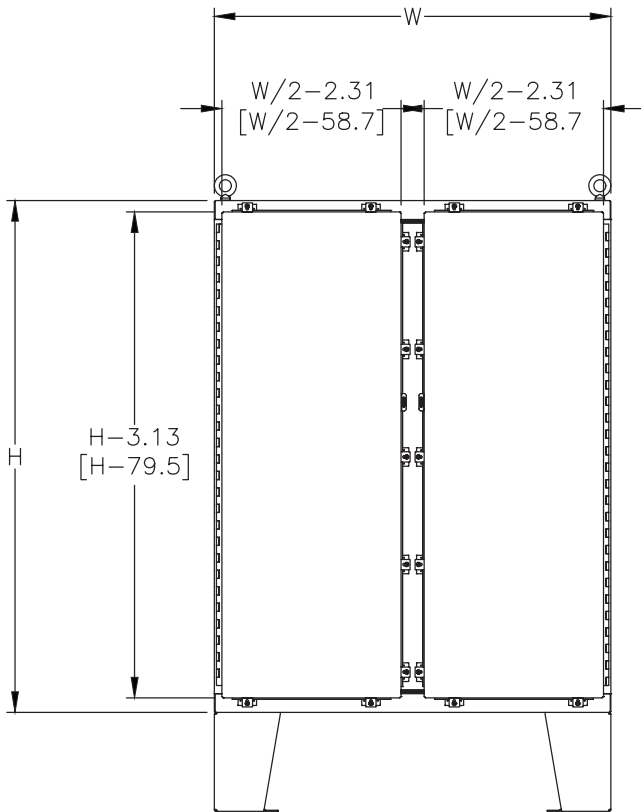
Part Number	Price	Enclosure SizeHxWxD (not incl. 12 [305] legs)	Painted Steel Subpanel	Galvanized Subpanel
SSN4D624812	Retired	62.12 x 48.12 x 13.23 [1578 x 1222 x 336]	NPDD6048	NPDD6048G
SSN4D626012	Retired	62.12 x 60.12 x 13.23 [1578 x 1527 x 336]	NPDD6060	NPDD6060G
SSN4D746012	Retired	74.12 x 60.12 x 13.23 [1883 x 1527 x 336]	NPDD7260	NPDD7260G
SSN4D747212	Retired	74.12 x 72.12 x 13.23 [1883 x 1832 x 336]	NPDD7272	—
SSN4D747224	Retired	74.12 x 72.12 x 25.23 [1883 x 1832 x 641]	NPDD7272	—

Notes: Subpanels must be ordered separately.
Dimensions in inches [millimeters].
Letters in table correspond to letters on dimensional drawings.

NEMA 4, 4X, and 12 Stainless Steel Two-Door Floor-Mount



Dimensions



NEMA 4, 4X, and 12 Stainless Steel Two-Door Floor-Mount with 3-Point Handle



Applications

Designed to house electrical and electronic controls, components and instruments in wet corrosive environments. Typical applications for these enclosures include dairies, breweries, waste water, coastal, food processing and/or activities that may require hose down. Enclosures are designed for outdoor applications.



Construction

- Bodies, doors and floor stand feet are fabricated from 12/10-gauge 304 or 316L stainless steel
- Continuously-welded seams ground smooth
- Body stiffeners added for extra strength
- Rolled lip around three sides of door and along top of enclosure's opening excludes liquids and contaminants from entering
- 3-point 316L SS padlocking handles
- Heavy gauge continuous hinges are provided to secure doors
- Pull hinge pin to remove doors
- Removable print pocket is provided
- Standard 12 in [305 mm] floor kits are welded to bottom of enclosure
- Heavy-duty removable lifting eyes
- Collar studs for mounting optional subpanels
- Easily Removable center post permits easy panel installations
- Doors sealed with poured-in-place gasket
- Grounding provisions provided
- Uses WAL3_SS series handles

Finish

- Exterior: smooth-grained finish

Listings

- UL 508, 4, 4X, and 12 [UL Files E64791]
- NEMA/EEMAC 4, 4X, and 12



Note: For current listings, please see www.automationdirect.com

Shipping Schedule

Same day 1 - 5 days 1 - 7 days 1 - 15 days 1 - 20 days

Color indicates shipping lead time in business days.

NEMA 4, 4X, and 12 Stainless Steel Two-Door Floor-Mount Enclosures with 3-Point Handle

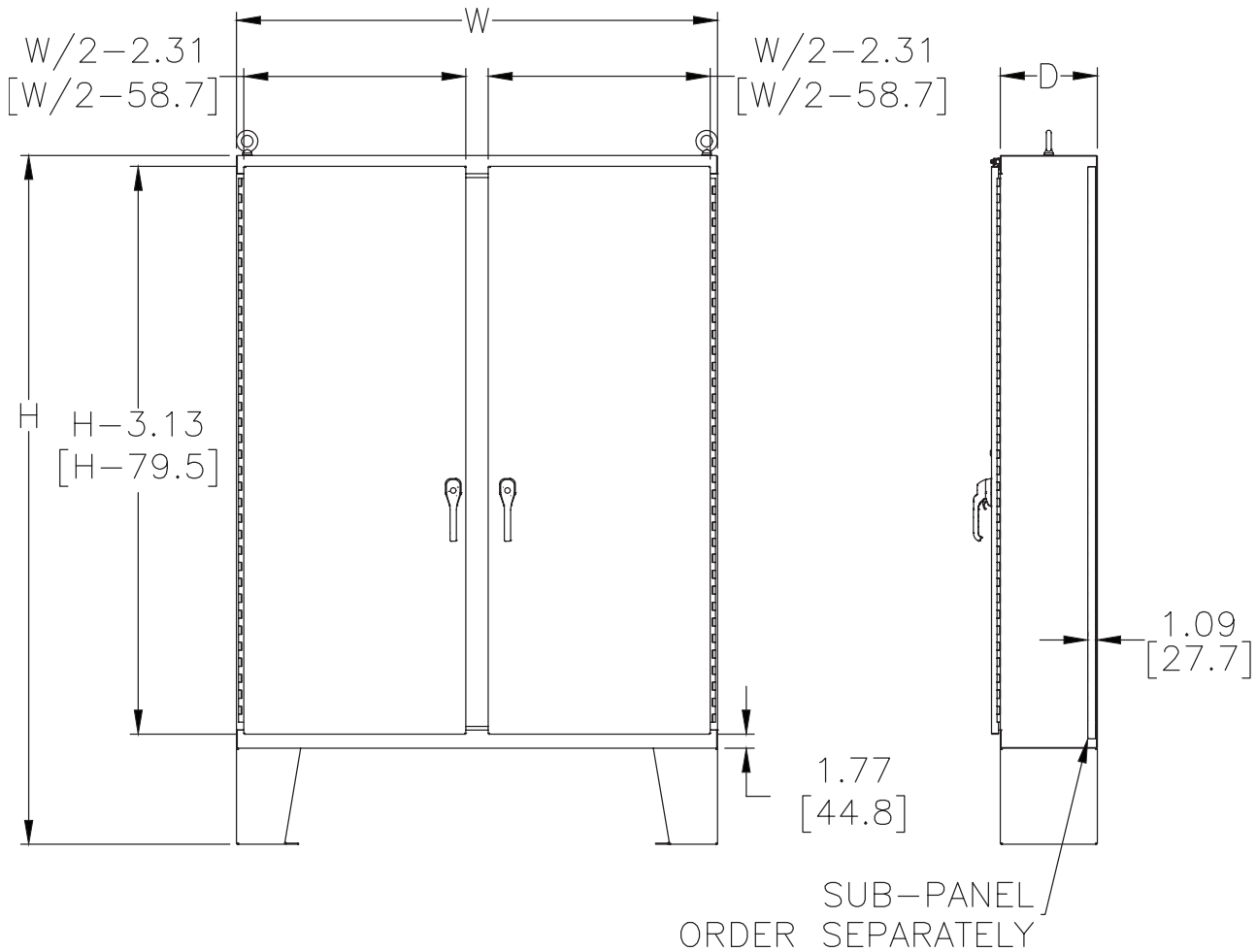
304 Stainless Steel	Price	316L Stainless Steel	Price	Enclosure SizeHxWxD (not incl. 12 [305] legs)	Painted Steel Subpanel	Galvanized Subpanel
SSN4D6248123PT	Retired	SSN4D6248123PTA	Retired	62.12 x 48.12 x 13.29 [1578 x 1222 x 338]	NPDD6048	NPDD6048G
SSN4D6248183PT	Retired	SSN4D6248183PTA	Retired	62.12 x 48.12 x 19.29 [1578 x 1222 x 490]	NPDD6048	NPDD6048G
SSN4D6260123PT	Retired	SSN4D6260123PTA	Retired	62.12 x 60.12 x 13.29 [1578 x 1527 x 338]	NPDD6060	NPDD6060G
SSN4D7460123PT	Retired	SSN4D7460123PTA	Retired	74.12 x 60.12 x 13.29 [1883 x 1527 x 338]	NPDD7260	NPDD7260G
SSN4D7472123PT	Retired	SSN4D7472123PTA	Retired	74.12 x 72.12 x 13.29 [1883 x 1832 x 338]	NPDD7272	—
SSN4D7472243PT	Retired	SSN4D7472243PTA	Retired	74.12 x 72.12 x 25.29 [1883 x 1832 x 642]	NPDD7272	—

Notes: Subpanels must be ordered separately.
Dimensions in inches [millimeters].
Letters in table correspond to letters on dimensional drawings.

NEMA 4, 4X, and 12 Stainless Steel Two-Door Floor-Mount with 3-Point Handle



Dimensions



NEMA 3, 4, 4X, and 12 Stainless Steel Freestanding Single-Door



Applications

Designed to house electrical and electronic controls, terminals, and instruments in areas that are regularly hosed down or are otherwise very wet. Also suitable for outdoor applications.



Construction

- Bodies and doors fabricated from 12-gauge 304 and 316L stainless steel
- Continuously-welded seams ground smooth
- "Uni-strut" mounting channels are welded horizontally to interior body sides (top, bottom and center)
- Optional swing, half, full, and rack panels can be mounted anywhere along "uni-strut" channel
- Rolled lip around three sides of door and along top of enclosure's opening excludes liquids and contaminants from entering
- Quick and easy-to-operate stainless steel door clamps around three sides of doors
- Heavy gauge continuous hinge with stainless steel hinge pin
- Pull hinge pin to remove doors
- Hasp and staple are provided for padlocking
- Print pocket is provided
- Heavy-duty removable lifting eyes
- Doors are sealed with poured-in-place polyurethane gasket
- Grounding provisions provided
- Uses WAN4XRA clamp

Finish

- Smooth-grained finish

Listings

- UL 5083, 4, 4X, and 12 [UL File E64791]
- NEMA/EEMAC 3, 4, 4X, and 12



Note: For current listings, please see www.automationdirect.com

Shipping Schedule

Same day	1 - 5 days	1 - 7 days	1 - 15 days	1 - 20 days
----------	------------	------------	-------------	-------------

Color indicates shipping lead time in business days.

NEMA 3, 4, 4X, and 12 Stainless Steel Freestanding Single-Door

304 Stainless Steel	Price	316L Stainless Steel	Price	Enclosure SizeHxD
N4S722518FSSS	Retired	N4S722518FSSSA	Retired	72.12 x 25.13 x 19.16 [1832 x 638 x 487]
N4S723124FSSS	Retired	N4S723124FSSSA	Retired	72.12 x 31.13 x 25.16 [1832 x 791 x 639]
N4S723724FSSS	Retired	N4S723724FSSSA	Retired	72.12 x 37.13 x 25.16 [1832 x 943 x 639]

Notes: Subpanels must be ordered separately.
Dimensions in inches [millimeters].
Letters in table correspond to letters on dimensional drawings.

Standard Subpanels

Enclosures	Full Height		Half Height	
	Painted Steel	Galvanized	Painted Steel	Galvanized
N4S722518FSSS	WA72P24F1	WA72P24F1G	WA72P24F2	WA72P24F2G
N4S723124FSSS	WA72P30F1	WA72P30F1G	WA72P30F2	WA72P30F2G
N4S723724FSSS	WA72P36F1	WA72P36F1G	WA72P36F2	WA72P36F2G
N4S722518FSSSA	WA72P24F1	WA72P24F1G	WA72P24F2	WA72P24F2G
N4S723124FSSSA	WA72P30F1	WA72P30F1G	WA72P30F2	WA72P30F2G
N4S723724FSSSA	WA72P36F1	WA72P36F1G	WA72P36F2	WA72P36F2G

NEMA 3, 4, 4X, and 12 Stainless Steel Freestanding Single-Door



Shipping Schedule

Same day 1 - 5 days 1 - 7 days 1 - 15 days 1 - 20 days

Color indicates shipping lead time in business days.

Swing-Out Panels

Enclosures	Full Height		Half Height	
	Painted Steel	Galvanized	Painted Steel	Galvanized
	N4S722518FSSS	WA72SP24F3	WA72SP24F3G	WA72SP24F4
N4S723124FSSS	WA72SP30F3	WA72SP30F3G	WA72SP30F4	WA72SP30F4G
N4S723724FSSS	WA72SP36F3	WA72SP36F3G	WA72SP36F4	WA72SP36F4G
N4S722518FSSSA	WA72SP24F3	WA72SP24F3G	WA72SP24F4	WA72SP24F4G
N4S723124FSSSA	WA72SP30F3	WA72SP30F3G	WA72SP30F4	WA72SP30F4G
N4S723724FSSSA	WA72SP36F3	WA72SP36F3G	WA72SP36F4	WA72SP36F4G


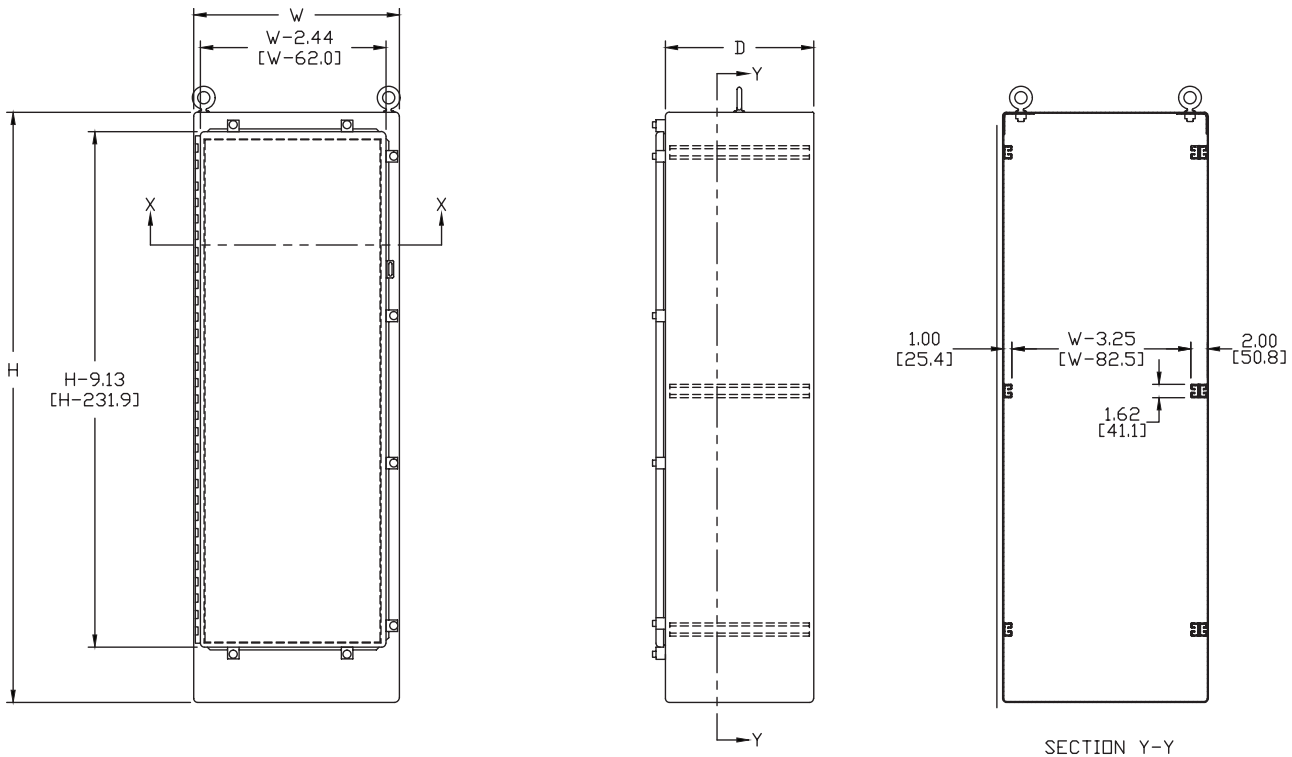
Side Mount Panels

Enclosures	Side Mount Panels				Swing-Out Rack
	Painted Steel		Galvanized		
N4S722518FSSS	WA72SMP14		WA72SMP14G		—
N4S723124FSSS	WA72SMP14	WA72SMP20	WA72SMP14G	WA72SMP20G	WA7230SOF19
N4S723724FSSS	WA72SMP14	WA72SMP20	WA72SMP14G	WA72SMP20G	WA7236SOF19
N4S722518FSSSA	WA72SMP14		WA72SMP14G		—
N4S723124FSSSA	WA72SMP14	WA72SMP20	WA72SMP14G	WA72SMP20G	WA7230SOF19
N4S723724FSSSA	WA72SMP14	WA72SMP20	WA72SMP14G	WA72SMP20G	WA7236SOF19

NEMA 3, 4, 4X, and 12 Stainless Steel Freestanding Single-Door



Dimensions



NEMA 3, 4, 4X, and 12 Stainless Steel Freestanding Single-Door with 3-Point Handle



Applications

Designed to house electrical and electronic controls, terminals, and instruments in areas that are regularly hosed down or are otherwise very wet. Enclosures are also suitable for outdoor applications.



Construction

- Bodies and doors fabricated from 12-gauge 304 stainless steel
- Continuously-welded seams ground smooth
- "Uni-strut" mounting channels are welded horizontally to interior body sides (top, bottom and center)
- Optional swing, half, full, and rack panels can be mounted anywhere along "uni-strut" channel
- Rolled lip around three sides of door and along top of enclosure's opening excludes liquids and contaminants from entering
- 3-point 316L SS padlocking handle
- Heavy gauge continuous hinge
- Pull hinge pin to remove doors
- Removable print pocket is provided
- Heavy-duty removable lifting eyes
- Doors are sealed with poured-in-place polyurethane gasket
- Grounding provisions provided
- Uses WAL3_SS series handles

Finish

- Smooth-grained stainless steel finish

Listings

- UL 5083, 4, 4X, and 12 [UL File E64791]
- NEMA/EEMAC 3, 4, 4X, and 12



Note: For current listings, please see www.automationdirect.com

Shipping Schedule

Same day 1 - 5 days 1 - 7 days 1 - 15 days 1 - 20 days

Color indicates shipping lead time in business days.

NEMA 3, 4, 4X, and 12 Stainless Steel Freestanding Single-Door Enclosures with 3-Point Handle

Part Number	Price	Enclosure SizeHxWxD
WA602418SSFSN43PT	\$4,641.00	60.12 x 24.12 x 19.23 [1527 x 613 x 488]
WA603624SSFSN43PT	\$6,661.00	60.13 x 36.12 x 25.23 [1527 x 917 x 641]
WA722418SSFSN43PT	Retired	72.12 x 24.13 x 19.23 [1832 x 613 x 488]
WA722424SSFSN43PT	\$6,490.00	72.13 x 24.13 x 25.23 [1832 x 613 x 641]
WA723018SSFSN43PT	\$6,449.00	72.13 x 30.13 x 19.23 [1832 x 765 x 488]
WA723024SSFSN43PT	Retired	72.13 x 30.12 x 25.23 [1832 x 765 x 641]
WA723618SSFSN43PT	\$6,740.00	72.12 x 36.12 x 19.23 [1832 x 917 x 488]
WA723624SSFSN43PT	\$6,875.00	72.13 x 36.12 x 25.23 [1832 x 917 x 641]
WA723630SSFSN43PT	Retired	72.13 x 36.12 x 31.23 [1832 x 917 x 793]
WA723636SSFSN43PT	\$9,279.00	72.12 x 36.12 x 37.23 [1832 x 917 x 946]
WA902420SSFSN43PT	Retired	90.13 x 24.12 x 21.23 [2289 x 613 x 539]
WA903620SSFSN43PT	\$8,459.00	90.13 x 36.12 x 21.23 [2289 x 917 x 539]
WA903624SSFSN43PT	\$9,041.00	90.13 x 36.12 x 25.23 [2289 x 917 x 641]
WA903636SSFSN43PT	Retired	90.13 x 36.12 x 37.23 [2289 x 917 x 946]

Notes: Subpanels must be ordered separately.
Dimensions in inches [millimeters];
Letters in table correspond to letters on dimensional drawings.

NEMA 3, 4, 4X, and 12 Stainless Steel Freestanding Single-Door with 3-Point Handle



Shipping Schedule				
Same day	1 - 5 days	1 - 7 days	1 - 15 days	1 - 20 days
Color indicates shipping lead time in business days.				

Standard Subpanels				
Enclosures	Full Height		Half Height	
	Painted Steel	Galvanized	Painted Steel	Galvanized
WA602418SSFSN43PT	WA60P24F1	WA60P24F1G	WA60P24F2	WA60P24F2G
WA603624SSFSN43PT	WA60P36F1	WA60P36F1G	WA60P36F2	WA60P36F2G
WA722418SSFSN43PT	WA72P24F1	WA72P24F1G	WA72P24F2	WA72P24F2G
WA722424SSFSN43PT	WA72P24F1	WA72P24F1G	WA72P24F2	WA72P24F2G
WA723018SSFSN43PT	WA72P30F1	WA72P30F1G	WA72P30F2	WA72P30F2G
WA723024SSFSN43PT	WA72P30F1	WA72P30F1G	WA72P30F2	WA72P30F2G
WA723618SSFSN43PT	WA72P36F1	WA72P36F1G	WA72P36F2	WA72P36F2G
WA723624SSFSN43PT	WA72P36F1	WA72P36F1G	WA72P36F2	WA72P36F2G
WA723630SSFSN43PT	WA72P36F1	WA72P36F1G	WA72P36F2	WA72P36F2G
WA723636SSFSN43PT	WA72P36F1	WA72P36F1G	WA72P36F2	WA72P36F2G
WA902420SSFSN43PT	WA90P24F1	WA90P24F1G	WA90P24F2	WA90P24F2G
WA903620SSFSN43PT	WA90P36F1	WA90P36F1G	WA90P36F2	WA90P36F2G
WA903624SSFSN43PT	WA90P36F1	WA90P36F1G	WA90P36F2	WA90P36F2G
WA903636SSFSN43PT	WA90P36F1	WA90P36F1G	WA90P36F2	WA90P36F2G

Swing-Out Panels				
Enclosures	Full Height		Half Height	
	Painted Steel	Galvanized	Painted Steel	Galvanized
WA602418SSFSN43PT	WA60SP24F3	WA60SP24F3G	WA60SP24F4	WA60SP24F4G
WA603624SSFSN43PT	WA60SP36F3	WA60SP36F3G	WA60SP36F4	WA60SP36F4G
WA722418SSFSN43PT	WA72SP24F3	WA72SP24F3G	WA72SP24F4	WA72SP24F4G
WA722424SSFSN43PT	WA72SP24F3	WA72SP24F3G	WA72SP24F4	WA72SP24F4G
WA723018SSFSN43PT	WA72SP30F3	WA72SP30F3G	WA72SP30F4	WA72SP30F4G
WA723024SSFSN43PT	WA72SP30F3	WA72SP30F3G	WA72SP30F4	WA72SP30F4G
WA723618SSFSN43PT	WA72SP36F3	WA72SP36F3G	WA72SP36F4	WA72SP36F4G
WA723624SSFSN43PT	WA72SP36F3	WA72SP36F3G	WA72SP36F4	WA72SP36F4G
WA723630SSFSN43PT	WA72SP36F3	WA72SP36F3G	WA72SP36F4	WA72SP36F4G
WA723636SSFSN43PT	WA72SP36F3	WA72SP36F3G	WA72SP36F4	WA72SP36F4G
WA902420SSFSN43PT	—	—	—	—
WA903620SSFSN43PT	WA90SP36F3	WA90SP36F3G	WA90SP36F4	WA90SP36F4G
WA903624SSFSN43PT	WA90SP36F3	WA90SP36F3G	WA90SP36F4	WA90SP36F4G
WA903636SSFSN43PT	WA90SP36F3	WA90SP36F3G	WA90SP36F4	WA90SP36F4G

NEMA 3, 4, 4X, and 12 Stainless Steel Freestanding Single-Door with 3-Point Handle



Shipping Schedule				
Same day	1 - 5 days	1 - 7 days	1 - 15 days	1 - 20 days
Color indicates shipping lead time in business days.				

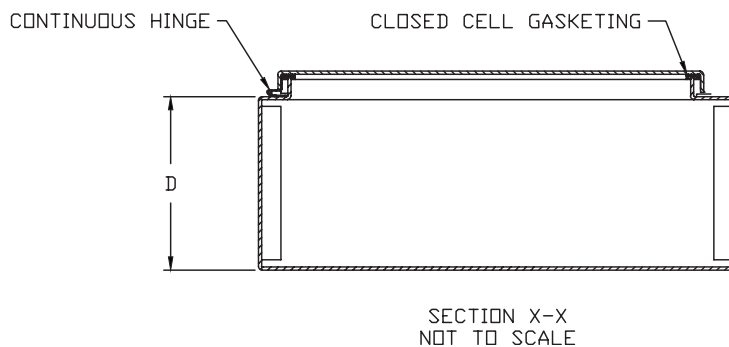
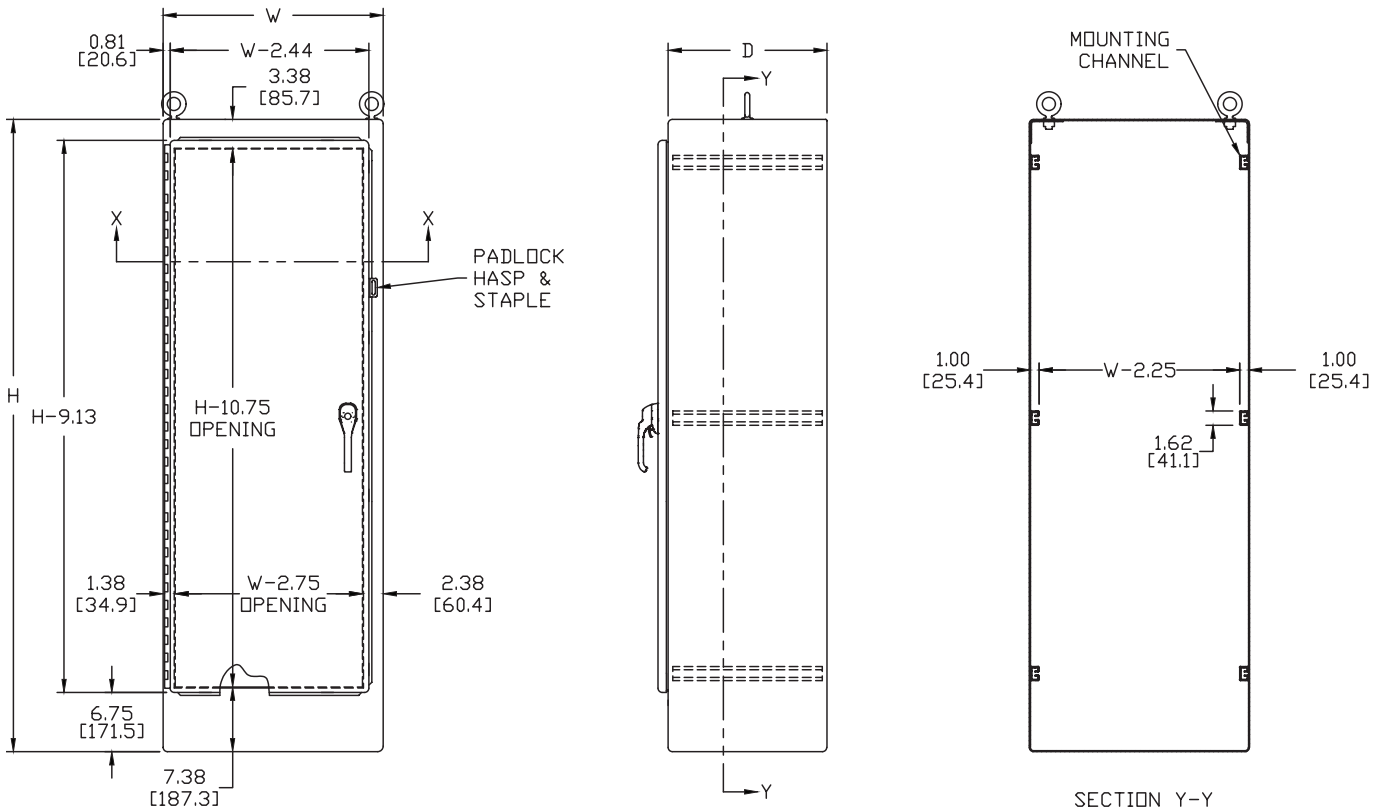
Side-Mount Panels for NEMA 3, 4, 4X, and 12 SS Freestanding Single-Door Enclosures with 3-Point Handle				
Enclosures	Painted Steel		Galvanized	
WA602418SSFSN43PT	WA60SMP14		WA60SMP14G	
WA603624SSFSN43PT	WA60SMP14		WA60SMP14G	
WA722418SSFSN43PT	WA72SMP14		WA72SMP14G	
WA722424SSFSN43PT	WA72SMP14	WA72SMP20	WA72SMP14G	WA72SMP20G
WA723018SSFSN43PT	WA72SMP14		WA72SMP14G	
WA723024SSFSN43PT	WA72SMP14	WA72SMP20	WA72SMP14G	WA72SMP20G
WA723618SSFSN43PT	WA72SMP14		WA72SMP14G	
WA723624SSFSN43PT	WA72SMP14	WA72SMP20	WA72SMP14G	WA72SMP20G
WA723630SSFSN43PT	WA72SMP14	WA72SMP20	WA72SMP14G	WA72SMP20G
WA723636SSFSN43PT	WA72SMP14	WA72SMP20	WA72SMP14G	
WA902420SSFSN43PT	WA90SMP14		WA90SMP14G	
WA903620SSFSN43PT	WA90SMP14		WA90SMP14G	
WA903624SSFSN43PT	WA90SMP14	WA90SMP20	WA90SMP14G	WA90SMP20G
WA903636SSFSN43PT	WA90SMP14	WA90SMP20	WA90SMP14G	WA90SMP20G

Enclosures	Swing-Out Rack	Center Post Support
WA602418SSFSN43PT	—	—
WA603624SSFSN43PT	—	—
WA722418SSFSN43PT	—	—
WA722424SSFSN43PT	—	—
WA723018SSFSN43PT	WA7236SOF19	—
WA723024SSFSN43PT	WA7236SOF19	—
WA723618SSFSN43PT	WA7236SOF19	—
WA723624SSFSN43PT	WA7236SOF19	—
WA723630SSFSN43PT	WA7236SOF19	—
WA723636SSFSN43PT	WA7236SOF19	—
WA902420SSFSN43PT	—	—
WA903620SSFSN43PT	WA9036SOF19	—
WA903624SSFSN43PT	WA9036SOF19	—
WA903636SSFSN43PT	WA9036SOF19	—

NEMA 3, 4, 4X, and 12 Stainless Steel Freestanding Single-Door with 3-Point Handle



Dimensions



KwikHinge™ Series NEMA 3R, 4, 4X, and 12 Freestanding Stainless Steel Single- and Two-Door



WRD602418SSFSN4

Application

Designed to house and protect electrical and electronic controls, components and instruments in typical industrial environments. Enclosures protect equipment from dust, dirt, and water. These enclosures are used in machine tool applications for housing motor starters, drives, contactors, PLCs, as well as a wide variety of other electrical and electronic equipment. The addition of 19 in [483 mm] rack-mounted accessories make these enclosures ideal for providing rugged protection for sensitive rack-mounted components in harsh industrial environments.

Finish

- #3 intermediate polished

Listings

- cULus File E64791
- IEC 60529, IP66
- UL 508A, 3R, 4, 4X, and 12
- Meets NEMA/EEMAC 3R, 4, 4X, and 12 requirements




Note: For current listings, please see www.automationdirect.com

Construction

- Bodies and doors fabricated from stainless steel
- KwikHinge™ heavy-duty 316 stainless steel sliding hinge pins
- Continuous welded seams, ground smooth
- Doors opens 170°
- Doors sealed with Polyurethane poured-in-place gasket
- Heavy-duty removable lifting eyes
- Grounding provisions provided
- Optional subpanels must be ordered separately
- Uni-strut mounting channels welded horizontally to interior body sides to allow subpanels to be positioned in enclosure. Optional swing, half, full panels and rack angles can be mounted anywhere along the uni-strut channel
- 3-point keylocking/padlocking handle included
- Uses WAL4 series handles and WAEMK4A replacement key



WRD604818SSFSDN4



KwikHinge™ Series NEMA 3R, 4, 4X, and 12 Freestanding Stainless Steel Single- and Two-Door



Shipping Schedule

Same day 1 - 5 days 1 - 7 days 1 - 15 days 1 - 20 days

Color indicates shipping lead time in business days.

KwikHinge™ Series NEMA 3R, 4, 4X, and 12 Freestanding Stainless Steel Single- and Two-Door

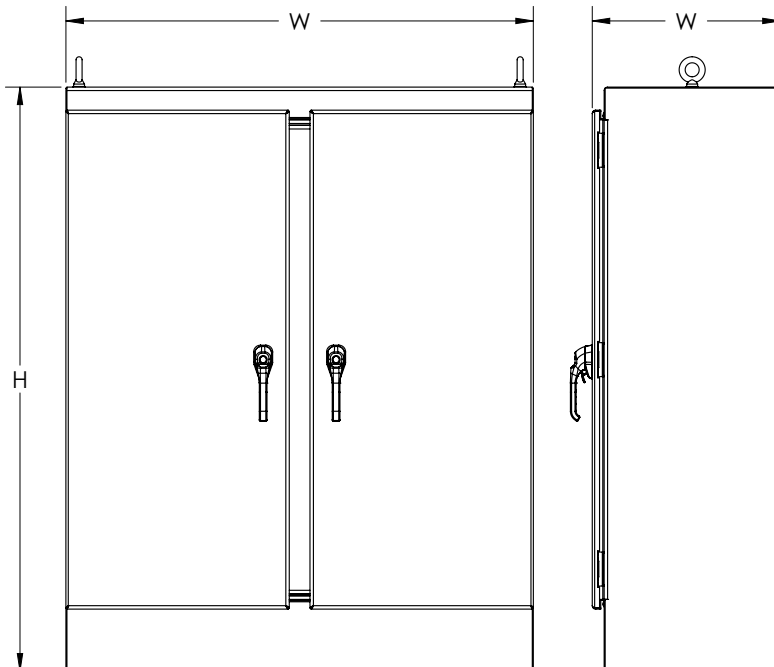
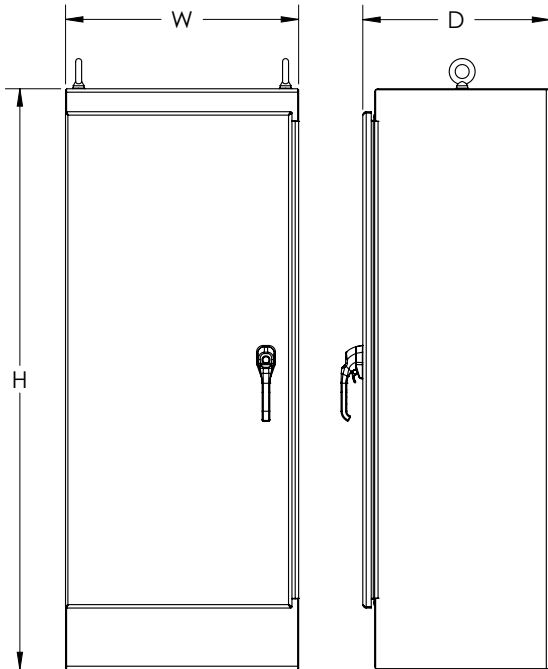
Part Number	Price	Enclosure Size HxWxD	Number of Hinges
Single-Door			
WRD602418SSFSN4	Retired	60.06 x 24.06 x 18.06 [1526 x 611 x 459]	3
WRD603624SSFSN4	\$7,765.00	60.06 x 36.06 x 24.06 [1526 x 916 x 611]	3
WRD722418SSFSN4	\$6,494.00	72.06 x 24.06 x 18.06 [1830 x 611 x 459]	4
WRD722424SSFSN4	Retired	72.06 x 24.06 x 24.06 [1830 x 611 x 611]	4
WRD723018SSFSN4	Retired	72.06 x 30.06 x 18.06 [1830 x 764 x 459]	4
WRD723024SSFSN4	\$7,951.00	72.06 x 30.06 x 24.06 [1830 x 764 x 611]	4
WRD723618SSFSN4	\$7,858.00	72.06 x 36.06 x 18.06 [1830 x 916 x 459]	4
WRD723624SSFSN4	Retired	72.06 x 36.06 x 24.06 [1830 x 916 x 611]	4
WRD723630SSFSN4	\$9,495.00	72.06 x 36.06 x 30.06 [1830 x 916 x 764]	4
WRD723636SSFSN4	Retired	72.06 x 36.06 x 36.06 [1830 x 916 x 916]	4
WRD902420SSFSN4	\$7,738.00	90.06 x 24.06 x 20.06 [2288 x 611 x 510]	5
WRD903620SSFSN4	Retired	90.06 x 36.06 x 20.06 [2288 x 916 x 510]	5
WRD903624SSFSN4	Retired	90.06 x 36.06 x 24.06 [2288 x 916 x 611]	5
WRD903636SSFSN4	\$11,966.00	90.06 x 36.06 x 36.06 [2288 x 916 x 916]	5
Two-Door			
WRD604818SSFSDN4	Retired	60.06 x 48.06 x 18.06 [1526 x 1221 x 459]	3
WRD724818SSFSDN4	Retired	72.06 x 48.06 x 18.06 [1830 x 1221 x 459]	4
WRD724824SSFSDN4	Retired	72.06 x 48.06 x 24.06 [1830 x 1221 x 611]	4
WRD726018SSFSDN4	Retired	72.06 x 60.06 x 18.06 [1830 x 1526 x 459]	4
WRD726024SSFSDN4	Retired	72.06 x 60.06 x 24.06 [1830 x 1526 x 611]	4
WRD726036SSFSDN4	Retired	72.06 x 60.06 x 36.06 [1830 x 1526 x 916]	4
WRD727218SSFSDN4	Retired	72.06 x 72.06 x 18.06 [1830 x 1830 x 459]	4
WRD727224SSFSDN4	Retired	72.06 x 72.06 x 24.06 [1830 x 1830 x 611]	4
WRD904820SSFSDN4	Retired	90.06 x 48.06 x 20.06 [2288 x 1221 x 510]	5
WRD907220SSFSDN4	Retired	90.06 x 72.06 x 20.06 [2288 x 1830 x 510]	5
WRD907224SSFSDN4	Retired	90.06 x 72.06 x 24.06 [2288 x 1830 x 611]	5
WRD907236SSFSDN4	Retired	90.06 x 72.06 x 36.06 [2288 x 1830 x 916]	5

Note: Subpanels must be ordered separately.
Dimensions in inches [millimeters].
Letters in table correspond to letters on dimensional drawings.

KwikHinge™ Series NEMA 3R, 4, 4X, and 12 Freestanding Stainless Steel Single- and Two-Door



Dimensions



KwikHinge™ Series NEMA 3R, 4, 4X, and 12 Freestanding Stainless Steel Single- and Two-Door



Shipping Schedule				
Same day	1 - 5 days	1 - 7 days	1 - 15 days	1 - 20 days
Color indicates shipping lead time in business days.				

Standard Subpanels				
Enclosures	Full Height Subpanels		Half Height Subpanels	
	Painted Steel	Galvanized	Painted Steel	Galvanized
WRD602418SSFSN4	WA60P24F1	WA60P24F1G	WA60P24F2	WA60P24F2G
WRD603624SSFSN4	WA60P36F1	WA60P36F1G	WA60P36F2	WA60P36F2G
WRD722418SSFSN4	WA72P24F1	WA72P24F1G	WA72P24F2	WA72P24F2G
WRD722424SSFSN4	WA72P24F1	WA72P24F1G	WA72P24F2	WA72P24F2G
WRD723018SSFSN4	WA72P30F1	WA72P30F1G	WA72P30F2	WA72P30F2G
WRD723024SSFSN4	WA72P30F1	WA72P30F1G	WA72P30F2	WA72P30F2G
WRD723618SSFSN4	WA72P36F1	WA72P36F1G	WA72P36F2	WA72P36F2G
WRD723624SSFSN4	WA72P36F1	WA72P36F1G	WA72P36F2	WA72P36F2G
WRD723630SSFSN4	WA72P36F1	WA72P36F1G	WA72P36F2	WA72P36F2G
WRD723636SSFSN4	WA72P36F1	WA72P36F1G	WA72P36F2	WA72P36F2G
WRD902420SSFSN4	WA90P24F1	WA90P24F1G	WA90P24F2	WA90P24F2G
WRD903620SSFSN4	WA90P36F1	WA90P36F1G	WA90P36F2	WA90P36F2G
WRD903624SSFSN4	WA90P36F1	WA90P36F1G	WA90P36F2	WA90P36F2G
WRD903636SSFSN4	WA90P36F1	WA90P36F1G	WA90P36F2	WA90P36F2G

Swing-Out Panels				
Enclosures	Full Height		Half Height	
	Painted Steel	Galvanized	Painted Steel	Galvanized
WRD602418SSFSN4	WA60SP24F3	WA60SP24F3G	WA60SP24F4	WA60SP24F4G
WRD603624SSFSN4	WA60SP36F3	WA60SP36F3G	WA60SP36F4	WA60SP36F4G
WRD722418SSFSN4	WA72SP24F3	WA72SP24F3G	WA72SP24F4	WA72SP24F4G
WRD722424SSFSN4	WA72SP24F3	WA72SP24F3G	WA72SP24F4	WA72SP24F4G
WRD723018SSFSN4	WA72SP30F3	WA72SP30F3G	WA72SP30F4	WA72SP30F4G
WRD723024SSFSN4	WA72SP30F3	WA72SP30F3G	WA72SP30F4	WA72SP30F4G
WRD723618SSFSN4	WA72SP36F3	WA72SP36F3G	WA72SP36F4	WA72SP36F4G
WRD723624SSFSN4	WA72SP36F3	WA72SP36F3G	WA72SP36F4	WA72SP36F4G
WRD723630SSFSN4	WA72SP36F3	WA72SP36F3G	WA72SP36F4	WA72SP36F4G
WRD723636SSFSN4	WA72SP36F3	WA72SP36F3G	WA72SP36F4	WA72SP36F4G
WRD902420SSFSN4	—	—	—	—
WRD903620SSFSN4	WA90SP36F3	WA90SP36F3G	WA90SP36F4	WA90SP36F4G
WRD903624SSFSN4	WA90SP36F3	WA90SP36F3G	WA90SP36F4	WA90SP36F4G
WRD903636SSFSN4	WA90SP36F3	WA90SP36F3G	WA90SP36F4	WA90SP36F4G

Side-Mount Panels and Swing-Out Racks for KwikHinge™ Series Freestanding Stainless Steel Single-Door



Shipping Schedule				
Same day	1 - 5 days	1 - 7 days	1 - 15 days	1 - 20 days
Color indicates shipping lead time in business days.				

Side-Mount Panels				
Enclosures	Side-Mount Panels			
	Painted Steel		Galvanized	
WRD602418SSFSN4	<u>WA60SMP14</u>		<u>WA60SMP14G</u>	
WRD603624SSFSN4	<u>WA60SMP14</u>		<u>WA60SMP14G</u>	
WRD722418SSFSN4	<u>WA72SMP14</u>		<u>WA72SMP14G</u>	
WRD722424SSFSN4	<u>WA72SMP14</u>	<u>WA72SMP20</u>	<u>WA72SMP14G</u>	<u>WA72SMP20G</u>
WRD723018SSFSN4	<u>WA72SMP14</u>		<u>WA72SMP14G</u>	
WRD723024SSFSN4	<u>WA72SMP14</u>	<u>WA72SMP20</u>	<u>WA72SMP14G</u>	<u>WA72SMP20G</u>
WRD723618SSFSN4	<u>WA72SMP14</u>		<u>WA72SMP14G</u>	
WRD723624SSFSN4	<u>WA72SMP14</u>	<u>WA72SMP20</u>	<u>WA72SMP14G</u>	<u>WA72SMP20G</u>
WRD723630SSFSN4	<u>WA72SMP14</u>	<u>WA72SMP20</u>	<u>WA72SMP14G</u>	<u>WA72SMP20G</u>
WRD723636SSFSN4	<u>WA72SMP14</u>	<u>WA72SMP20</u>	<u>WA72SMP14G</u>	<u>WA72SMP20G</u>
WRD902420SSFSN4	<u>WA90SMP14</u>		<u>WA90SMP14G</u>	
WRD903620SSFSN4	<u>WA90SMP14</u>		<u>WA90SMP14G</u>	
WRD903624SSFSN4	<u>WA90SMP14</u>		<u>WA90SMP14G</u>	
WRD903636SSFSN4	<u>WA90SMP14</u>		<u>WA90SMP14G</u>	

Swing-Out Racks	
Enclosures	Swing-Out Rack
WRD602418SSFSN4	—
WRD603624SSFSN4	—
WRD722418SSFSN4	—
WRD722424SSFSN4	—
WRD723018SSFSN4	—
WRD723024SSFSN4	<u>WA7230SOF19</u>
WRD723618SSFSN4	<u>WA7230SOF19</u>
WRD723624SSFSN4	<u>WA7236SOF19</u>
WRD723630SSFSN4	<u>WA7236SOF19</u>
WRD723636SSFSN4	<u>WA7236SOF19</u>
WRD902420SSFSN4	—
WRD903620SSFSN4	<u>WA9036SOF19</u>
WRD903624SSFSN4	<u>WA9036SOF19</u>
WRD903636SSFSN4	<u>WA9036SOF19</u>

Subpanels and Side-Mount Panels for KwikHinge™ Series Freestanding Stainless Steel Two-Door



Shipping Schedule					
Same day	1 - 5 days	1 - 7 days	1-10 days	1 - 15 days	1 - 20 days
Color indicates shipping lead time in business days.					

Standard Subpanels				
Enclosures	Full Height		Half Height	
	Painted Steel	Galvanized	Painted Steel	Galvanized
WRD604818SSFSDN4	WA60P48F1	WA60P48F1G	WA60P48F2	WA60P48F2G
WRD724818SSFSDN4	WA72P48F1	WA72P48F1G	WA72P48F2	WA72P48F2G
WRD724824SSFSDN4	WA72P48F1	WA72P48F1G	WA72P48F2	WA72P48F2G
WRD726018SSFSDN4	WA72P60F1	WA72P60F1G	WA72P60F2	WA72P60F2G
WRD726024SSFSDN4	WA72P60F1	WA72P60F1G	WA72P60F2	WA72P60F2G
WRD726036SSFSDN4	WA72P60F1	WA72P60F1G	WA72P60F2	WA72P60F2G
WRD727218SSFSDN4	WA72P72F1	—	WA72P72F2	WA72P72F2G
WRD727224SSFSDN4	WA72P72F1	—	WA72P72F2	WA72P72F2G
WRD904820SSFSDN4	WA90P48F1	WA90P48F1G	WA90P48F2	WA90P48F2G
WRD907220SSFSDN4	WA90P72F1	—	WA90P72F2	WA90P72F2G
WRD907224SSFSDN4	WA90P72F1	—	WA90P72F2	WA90P72F2G
WRD907236SSFSDN4	WA90P72F1	—	WA90P72F2	WA90P72F2G

Side-Mount Panels				
Enclosures	Painted Steel		Galvanized	
	WRD604818SSFSDN4	WA60SMP14		WA60SMP14G
WRD724818SSFSDN4	WA72SMP14		WA72SMP14G	
WRD724824SSFSDN4	WA72SMP14	WA72SMP20	WA72SMP14G	WA72SMP20G
WRD726018SSFSDN4	WA72SMP14		WA72SMP14G	
WRD726024SSFSDN4	WA72SMP14	WA72SMP20	WA72SMP14G	WA72SMP20G
WRD726036SSFSDN4	WA72SMP14	WA72SMP20	WA72SMP14G	WA72SMP20G
WRD727218SSFSDN4	WA72SMP14		WA72SMP14G	
WRD727224SSFSDN4	WA72SMP14	WA72SMP20	WA72SMP14G	WA72SMP20G
WRD904820SSFSDN4	WA90SMP14		WA90SMP14G	
WRD907220SSFSDN4	WA90SMP14		WA90SMP14G	
WRD907224SSFSDN4	WA90SMP14	WA90SMP20	WA90SMP14G	WA90SMP20G
WRD907236SSFSDN4	WA90SMP14	WA90SMP20	WA90SMP14G	WA90SMP20G

Center Post Support	
Enclosures	Center Post Support
WRD604818SSFSDN4	WA60FSCPS
WRD724818SSFSDN4	WA72FSCPS
WRD724824SSFSDN4	WA72FSCPS
WRD726018SSFSDN4	WA72FSCPS
WRD726024SSFSDN4	WA72FSCPS
WRD726036SSFSDN4	WA72FSCPS
WRD727218SSFSDN4	WA72FSCPS
WRD727224SSFSDN4	WA72FSCPS
WRD904820SSFSDN4	WA90FSCPS
WRD907220SSFSDN4	WA90FSCPS
WRD907224SSFSDN4	WA90FSCPS
WRD907236SSFSDN4	WA90FSCPS

NEMA 4, 4X, and 12 Stainless Steel Freestanding Two-Door with 3-Point Handle



Applications

Designed to house electrical and electronic controls, terminals, and instruments in areas that are regularly hosed down or are otherwise very wet. Enclosures are also suitable for outdoor applications.



Construction

- Body and doors fabricated from 12-gauge 304 stainless steel
- Continuously-welded seams ground smooth
- "Uni-strut" mounting channels are welded horizontally to interior body sides (top, bottom and center)
- Optional swing, half, full, and rack panels can be mounted anywhere along "uni-strut" channel
- Rolled lip around three sides of door and along top of enclosure's opening excludes liquids and contaminants from entering
- 3 -point 316L SS padlocking handles
- Heavy gauge continuous hinge
- Pull hinge pin to remove doors
- Removable print pocket is provided
- Heavy-duty removable lifting eyes
- Doors are sealed with poured-in-place polyurethane gasket
- Grounding provisions provided
- Uses WAL3_SS series handles

Finish

- Smooth-grained stainless steel finish

Listings

- UL 508, 4, 4X, and 12 [UL File E64791]
- NEMA/EEMAC 4, 4X, and 12



Note: For current listings, please see www.automationdirect.com

Shipping Schedule

Same day 1 - 5 days 1 - 7 days 1 - 15 days 1 - 20 days

Color indicates shipping lead time in business days.

NEMA 4, 4X, and 12 Stainless Steel Freestanding Two-Door Enclosures with 3-Point Handle

Part Number	Price	Enclosure SizeHxWxD
WA604818SSFSDN43PT	Retired	60.12 x 48.12 x 19.29 [1527 x 1222 x 490]
WA724818SSFSDN43PT	Retired	72.12 x 48.12 x 19.29 [1832 x 1222 x 490]
WA724824SSFSDN43PT	\$9,809.00	72.12 x 48.12 x 25.29 [1832 x 1222 x 642]
WA726018SSFSDN43PT	Retired	72.12 x 60.12 x 19.29 [1832 x 1527 x 490]
WA726024SSFSDN43PT	Retired	72.12 x 60.12 x 25.29 [1832 x 1527 x 642]
WA726036SSFSDN43PT	Retired	72.12 x 60.12 x 37.29 [1832 x 1527 x 947]
WA727218SSFSDN43PT	Retired	72.12 x 72.12 x 19.29 [1832 x 1832 x 490]
WA727224SSFSDN43PT	Retired	72.12 x 72.12 x 25.29 [1832 x 1832 x 642]
WA904820SSFSDN43PT	Retired	90.12 x 48.12 x 21.29 [2289 x 1222 x 541]
WA907220SSFSDN43PT	Retired	90.12 x 72.12 x 21.29 [2289 x 1832 x 541]
WA907224SSFSDN43PT	Retired	90.12 x 72.12 x 25.29 [2289 x 1832 x 642]
WA907236SSFSDN43PT	Retired	90.12 x 72.12 x 37.29 [2289 x 1832 x 947]

Notes: Subpanels must be ordered separately.
Dimensions in inches [millimeters]
Letters in table correspond to letters on dimensional drawings.

NEMA 4, 4X, and 12 Stainless Steel Freestanding Two-Door with 3-Point Handle



Shipping Schedule					
Same day	1 - 5 days	1 - 7 days	1-10 days	1 - 15 days	1 - 20 days

Color indicates shipping lead time in business days.

Standard Subpanels				
Enclosures	Full Height		Half Height	
	Painted Steel	Galvanized	Painted Steel	Galvanized
WA604818SSFSDN43PT	WA60P48F1	WA60P48F1G	WA60P48F2	WA60P48F2G
WA724818SSFSDN43PT	WA72P48F1	WA72P48F1G	WA72P48F2	WA72P48F2G
WA724824SSFSDN43PT	WA72P48F1	WA72P48F1G	WA72P48F2	WA72P48F2G
WA726018SSFSDN43PT	WA72P60F1	WA72P60F1G	WA72P60F2	WA72P60F2G
WA726024SSFSDN43PT	WA72P60F1	WA72P60F1G	WA72P60F2	WA72P60F2G
WA726036SSFSDN43PT	WA72P60F1	WA72P60F1G	WA72P60F2	WA72P60F2G
WA727218SSFSDN43PT	WA72P72F1	—	WA72P72F2	WA72P72F2G
WA727224SSFSDN43PT	WA72P72F1	—	WA72P72F2	WA72P72F2G
WA904820SSFSDN43PT	WA90P48F1	WA90P48F1G	WA90P48F2	WA90P48F2G
WA907220SSFSDN43PT	WA90P72F1	—	WA90P72F2	WA90P72F2G
WA907224SSFSDN43PT	WA90P72F1	—	WA90P72F2	WA90P72F2G
WA907236SSFSDN43PT	WA90P72F1	—	WA90P72F2	WA90P72F2G

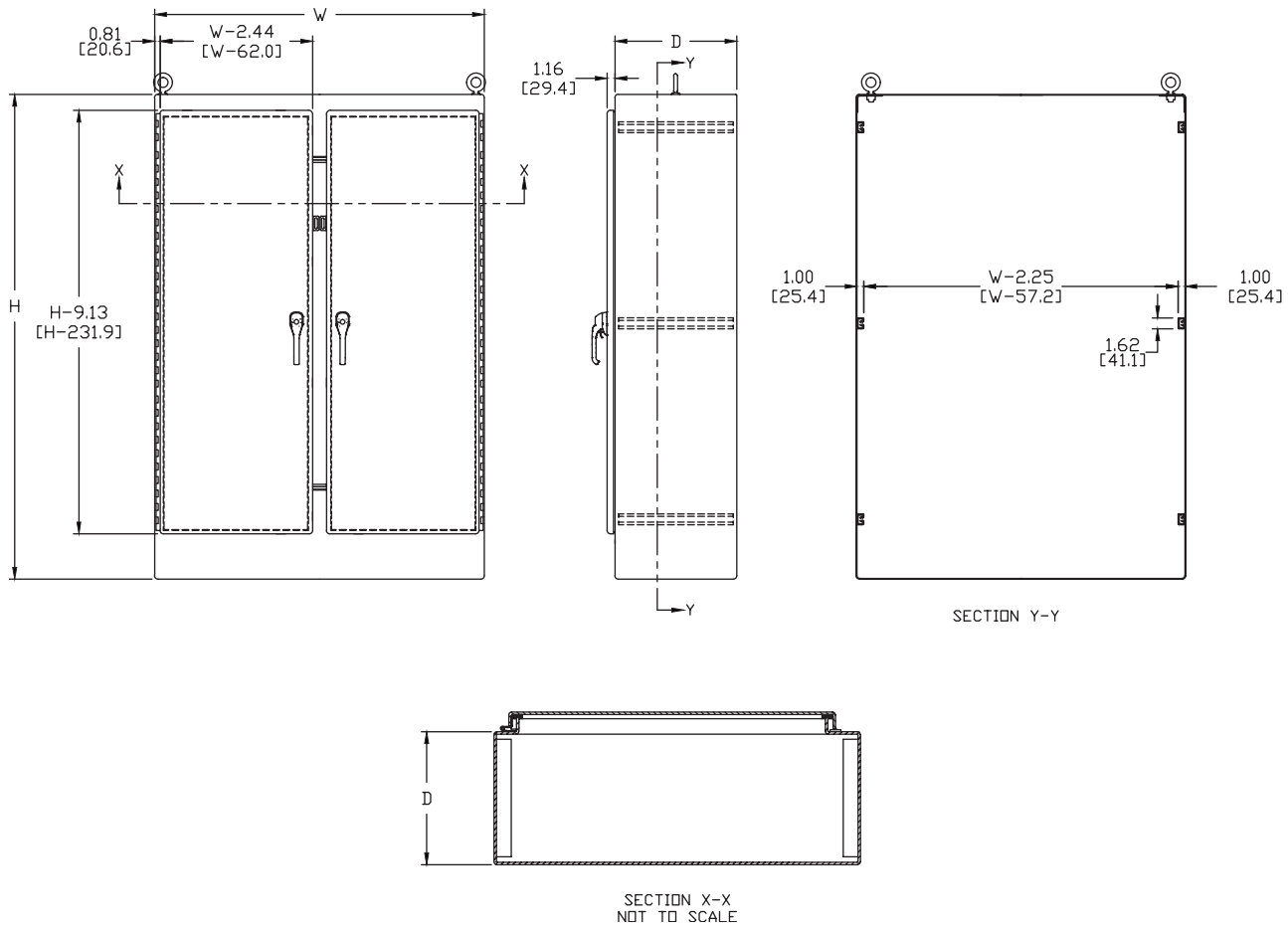
Side-Mount Panels				
Enclosures	Painted Steel		Galvanized	
	WA604818SSFSDN43PT	WA60SMP14		WA60SMP14G
WA724818SSFSDN43PT	WA72SMP14		WA72SMP14G	
WA724824SSFSDN43PT	WA72SMP14	WA72SMP20	WA72SMP14G	WA72SMP20G
WA726018SSFSDN43PT	WA72SMP14		WA72SMP14G	
WA726024SSFSDN43PT	WA72SMP14	WA72SMP20	WA72SMP14G	WA72SMP20G
WA726036SSFSDN43PT	WA72SMP14	WA72SMP20	WA72SMP14G	WA72SMP20G
WA727218SSFSDN43PT	WA72SMP14		WA72SMP14G	
WA727224SSFSDN43PT	WA72SMP14	WA72SMP20	WA72SMP14G	WA72SMP20G
WA904820SSFSDN43PT	WA90SMP14		WA90SMP14G	
WA907220SSFSDN43PT	WA90SMP14		WA90SMP14G	
WA907224SSFSDN43PT	WA90SMP14	WA90SMP20	WA90SMP14G	WA90SMP20G
WA907236SSFSDN43PT	WA90SMP14	WA90SMP20	WA90SMP14G	WA90SMP20G

Enclosures	Center Post Support
WA604818SSFSDN43PT	WA60FSCPS
WA724818SSFSDN43PT	WA72FSCPS
WA724824SSFSDN43PT	WA72FSCPS
WA726018SSFSDN43PT	WA72FSCPS
WA726024SSFSDN43PT	WA72FSCPS
WA726036SSFSDN43PT	WA72FSCPS
WA727218SSFSDN43PT	WA72FSCPS
WA727224SSFSDN43PT	WA72FSCPS
WA904820SSFSDN43PT	WA90FSCPS
WA907220SSFSDN43PT	WA90FSCPS
WA907224SSFSDN43PT	WA90FSCPS
WA907236SSFSDN43PT	WA90FSCPS


NEMA 4, 4X, and 12 Stainless Steel Freestanding Two-Door with 3-Point Handle



Dimensions



NEMA 1 Screw Cover Galvanized Steel Wall-Mount



SC080806G



SC080806GNK

Applications

These enclosures are designed for use as junction boxes and pull boxes in commercial and general industrial applications.

Construction

- Bodies and doors fabricated from G-90 pre-galvanized steel
- Flat, removable covers fastened with plated steel screws
- Cover design permits easy removal without extracting cover screws
- Mounting holes on back of enclosure
- Available with or without knockouts
- Removable concentric knockouts on all four sides of standard enclosures with knockouts

Finish

- G-90 pre-galvanized steel

Listings

- UL 50, 1 [UL File E6924]
- Meets NEMA/EEMAC 1 requirements

Shipping Schedule

Same day 1 - 5 days 1 - 7 days 1-10 days 1 - 15 days 1 - 20 days

Color indicates shipping lead time in business days.

NEMA 1 Screw Cover Wall-Mount Galvanized Steel

Galvanized				Body/Door Steel Gauge	Enclosure SizeHxD	Knockout Pattern	
With Knockouts	Price	Without Knockouts	Price			Width Side	Height Side
SC040404G*	Retired	SC040404GNK*	Retired	16/16	4.13 x 4.13 x 4.47 [105 x 105 x 114]	A	A
SC040604G*	Retired	SC040604GNK*	Retired	16/16	6.13 x 4.13 x 4.47 [156 x 105 x 114]	A	A-B-A
SC060604G	Retired	SC060604GNK	Retired	16/16	6.13 x 6.13 x 4.47 [156 x 156 x 114]	A-B-A	A-B-A
SC060606G	Retired	SC060606GNK	Retired	16/16	6.13 x 6.13 x 6.47 [156 x 156 x 164]	A-B-A	A-B-A
SC060804G	Retired	SC060804GNK	Retired	16/16	8.13 x 6.13 x 4.47 [207 x 156 x 114]	A-B-A	A-B-A
SC060806G	Retired	SC060806GNK	Retired	16/16	8.13 x 6.13 x 6.47 [207 x 156 x 164]	A-B-A	A-B-A
SC061204G	Retired	SC061204GNK	Retired	16/16	12.13 x 6.13 x 4.47 [308 x 156 x 114]	A-B-A	B-A-F-F-A-B
SC061206G	Retired	SC061206GNK	Retired	16/16	12.13 x 6.13 x 6.47 [308 x 156 x 164]	A-B-A	B-A-F-F-A-B
SC080804G	Retired	SC080804GNK	Retired	16/16	8.13 x 8.13 x 4.47 [207 x 207 x 114]	A-B-A	A-B-A
SC080806G	Retired	SC080806GNK	Retired	16/16	8.13 x 8.13 x 6.47 [207 x 207 x 164]	A-B-A	A-B-A
SC080808G	Retired	SC080808GNK	Retired	16/16	8.00 x 8.13 x 8.13 [203 x 207 x 207]	A-B-A	A-B-A
SC081004G	Retired	SC081004GNK	Retired	16/16	10.13 x 8.13 x 4.47 [257 x 207 x 114]	A-B-A	B-A-F-F-A
SC081006G	Retired	SC081006GNK	Retired	16/16	10.13 x 8.13 x 6.47 [257 x 207 x 164]	A-B-A	B-A-F-F-A
SC081204G	Retired	SC081204GNK	Retired	16/16	12.13 x 8.13 x 4.47 [308 x 207 x 114]	A-B-A	B-A-F-F-A-B
SC081206G	Retired	SC081206GNK	Retired	16/16	12.13 x 8.13 x 6.47 [308 x 207 x 164]	A-B-A	B-A-F-F-A-B

Notes: Dimensions in inches [millimeters].

*Not UL listed.

Table continued on next page

NEMA 1 Screw Cover Galvanized Steel Wall-Mount



Shipping Schedule					
Same day	1 - 5 days	1 - 7 days	1-10 days	1 - 15 days	1 - 20 days
Color indicates shipping lead time in business days.					

Table continued from previous page

NEMA 1 Screw Cover Wall-Mount Galvanized Steel							
Galvanized				Body/Door Steel Gauge	Enclosure SizeHxWxD	Knockout Pattern	
With Knockouts	Price	Without Knockouts	Price			Width Side	Height Side
SC101004G	Retired	SC101004GNK	Retired	16/16	10.13 x 10.13 x 4.47 [257 x 257 x 114]	B-A-F-F-A	B-A-F-F-A
SC101006G	Retired	SC101006GNK	Retired	16/16	10.13 x 10.13 x 6.47 [257 x 257 x 164]	B-A-F-F-A	B-A-F-F-A
SC101204G	Retired	SC101204GNK	Retired	16/16	12.13 x 10.13 x 4.47 [308 x 257 x 114]	B-A-F-F-A	B-A-F-F-A-B
SC101206G	Retired	SC101206GNK	Retired	16/16	12.13 x 10.13 x 6.47 [308 x 257 x 164]	B-A-F-F-A	B-A-F-F-A-B
SC121204G	Retired	SC121204GNK	Retired	16/16	12.13 x 12.13 x 4.47 [308 x 308 x 114]	B-A-F-F-A-B	B-A-F-F-A-B
SC121206G	Retired	SC121206GNK	Retired	16/16	12.13 x 12.13 x 6.47 [308 x 308 x 164]	B-A-F-F-A-B	B-A-F-F-A-B
SC121208G	Retired	SC121208GNK	Retired	16/16	12.00 x 12.13 x 8.13 [305 x 308 x 207]	B-A-F-F-A-B	B-A-F-F-A-B
SC121210G	Retired	SC121210GNK	Retired	16/16	12.00 x 12.13 x 10.13 [305 x 308 x 257]	B-A-F-F-A-B	B-A-F-F-A-B
SC121212G	Retired	SC121212GNK	Retired	16/16	12.00 x 12.13 x 12.13 [305 x 308 x 308]	B-A-F-F-A-B	B-A-F-F-A-B
SC121504G	Retired	SC121504GNK	Retired	16/16	15.13 x 12.13 x 4.47 [384 x 308 x 114]	B-A-F-F-A-B	A-B-A-F-F-A-B-A
SC121506G	Retired	SC121506GNK	Retired	16/16	15.13 x 12.13 x 6.47 [384 x 308 x 164]	B-A-F-F-A-B	A-B-A-F-F-A-B-A
SC121608G	Retired	SC121608GNK	Retired	16/16	16.00 x 12.13 x 8.13 [406 x 308 x 207]	B-A-F-F-A-B	A-B-A-F-F-A-B-A
SC121804G	Retired	SC121804GNK	Retired	16/16	18.13 x 12.13 x 4.47 [461 x 308 x 114]	B-A-F-F-A-B	A-B-A-F-F-A-B-A
SC121806G	Retired	SC121806GNK	Retired	16/16	18.13 x 12.13 x 6.47 [461 x 308 x 164]	B-A-F-F-A-B	A-B-A-F-F-A-B-A
SC121808G	Retired	SC121808GNK	Retired	16/16	18.00 x 12.13 x 8.13 [457 x 308 x 207]	B-A-F-F-A-B	A-B-A-F-F-A-B-A
SC121810G	Retired	SC121810GNK	Retired	16/16	18.00 x 12.13 x 10.13 [457 x 308 x 257]	B-A-F-F-A-B	A-B-A-F-F-A-B-A
SC122404G	Retired	SC122404GNK	Retired	16/16	24.12 x 12.13 x 4.47 [613 x 308 x 114]	B-A-F-F-A-B	A-B-A-F-F-A-B-A
SC122406G	Retired	SC122406GNK	Retired	16/16	24.12 x 12.13 x 6.47 [613 x 308 x 164]	B-A-F-F-A-B	A-B-A-F-F-A-B-A
SC122408G	Retired	SC122408GNK	Retired	16/16	24.00 x 12.13 x 8.13 [610 x 308 x 207]	B-A-F-F-A-B	A-B-A-F-F-A-B-A
SC122410G	Retired	SC122410GNK	Retired	16/16	24.00 x 12.13 x 10.13 [610 x 308 x 257]	B-A-F-F-A-B	A-B-A-F-F-A-B-A
SC122412G	Retired	SC122412GNK	Retired	16/16	24.00 x 12.13 x 12.13 [610 x 308 x 308]	B-A-F-F-A-B	A-B-A-F-F-A-B-A
SC151504G	Retired	SC151504GNK	Retired	16/16	15.13 x 15.13 x 4.47 [384 x 384 x 114]	A-B-A-F-F-A-B-A	A-B-A-F-F-A-B-A
SC151506G	Retired	SC151506GNK	Retired	16/16	15.13 x 15.13 x 6.47 [384 x 384 x 164]	A-B-A-F-F-A-B-A	A-B-A-F-F-A-B-A
SC151804G	Retired	SC151804GNK	Retired	16/16	18.13 x 15.13 x 4.47 [461 x 384 x 114]	A-B-A-F-F-A-B-A	A-B-A-F-F-A-B-A
SC151806G	Retired	SC151806GNK	Retired	16/16	18.13 x 15.13 x 6.47 [461 x 384 x 164]	A-B-A-F-F-A-B-A	A-B-A-F-F-A-B-A
SC181804G	Retired	SC181804GNK	Retired	16/16	18.13 x 18.13 x 4.47 [461 x 461 x 114]	A-B-A-F-F-A-B-A	A-B-A-F-F-A-B-A
SC181806G	Retired	SC181806GNK	Retired	16/16	18.13 x 18.13 x 6.47 [461 x 461 x 164]	A-B-A-F-F-A-B-A	A-B-A-F-F-A-B-A
SC181808G	Retired	SC181808GNK	Retired	16/16	18.00 x 18.13 x 8.13 [457 x 461 x 207]	A-B-A-F-F-A-B-A	A-B-A-F-F-A-B-A
SC181810G	Retired	SC181810GNK	Retired	16/16	18.00 x 18.13 x 10.13 [457 x 461 x 257]	A-B-A-F-F-A-B-A	A-B-A-F-F-A-B-A
SC181812G	Retired	SC181812GNK	Retired	16/16	18.00 x 18.13 x 12.13 [457 x 461 x 308]	A-B-A-F-F-A-B-A	A-B-A-F-F-A-B-A
SC182404G	Retired	SC182404GNK	Retired	16/16	24.12 x 18.13 x 4.47 [613 x 461 x 114]	A-B-A-F-F-A-B-A	A-B-A-F-F-A-B-A
SC182406G	Retired	SC182406GNK	Retired	16/16	24.12 x 18.13 x 6.47 [613 x 461 x 164]	A-B-A-F-F-A-B-A	A-B-A-F-F-A-B-A
SC182408G	Retired	SC182408GNK	Retired	16/16	24.00 x 18.13 x 8.13 [610 x 461 x 207]	A-B-A-F-F-A-B-A	A-B-A-F-F-A-B-A
SC182410G	Retired	SC182410GNK	Retired	16/16	24.00 x 18.13 x 10.13 [610 x 461 x 257]	A-B-A-F-F-A-B-A	A-B-A-F-F-A-B-A
SC182412G	Retired	SC182412GNK	Retired	16/16	24.00 x 18.13 x 12.13 [610 x 461 x 308]	A-B-A-F-F-A-B-A	A-B-A-F-F-A-B-A
SC183004G	Retired	SC183004GNK	Retired	16/16	30.12 x 18.13 x 4.47 [765 x 461 x 114]	A-B-A-F-F-A-B-A	A-B-A-F-F-A-B-A

Notes: Dimensions in inches [millimeters].
*Not UL listed.

Table continued on next page

NEMA 1 Screw Cover Galvanized Steel Wall-Mount



Shipping Schedule					
Same day	1 - 5 days	1 - 7 days	1-10 days	1 - 15 days	1 - 20 days

Color indicates shipping lead time in business days.

Table continued from previous page

NEMA 1 Screw Cover Wall-Mount Galvanized Steel							
Galvanized				Body/Door Steel Gauge	Enclosure SizeHxWxD	Knockout Pattern	
With Knockouts	Price	Without Knockouts	Price			Width Side	Height Side
SC242404G	Retired	SC242404GNK	Retired	14/14	24.12 x 24.13 x 4.49 [613 x 613 x 114]	A-B-A-F-F-A-B-A	A-B-A-F-F-A-B-A
SC242406G	Retired	SC242406GNK	Retired	14/14	24.12 x 24.13 x 6.49 [613 x 613 x 165]	A-B-A-F-F-A-B-A	A-B-A-F-F-A-B-A
SC242408G	Retired	SC242408GNK	Retired	14/14	24.00 x 24.15 x 8.15 [610 x 613 x 207]	A-B-A-F-F-A-B-A	A-B-A-F-F-A-B-A
SC242410G	Retired	SC242410GNK	Retired	14/14	24.00 x 24.15 x 10.15 [610 x 613 x 258]	A-B-A-F-F-A-B-A	A-B-A-F-F-A-B-A
SC242412G	Retired	SC242412GNK	Retired	14/14	24.00 x 24.15 x 12.15 [610 x 613 x 309]	A-B-A-F-F-A-B-A	A-B-A-F-F-A-B-A
SC243006G	Retired	SC243006GNK	Retired	14/14	30.00 x 24.15 x 6.15 [762 x 613 x 156]	A-B-A-F-F-A-B-A	A-B-A-F-F-A-B-A
SC243008G	Retired	SC243008GNK	Retired	14/14	30.00 x 24.15 x 8.15 [762 x 613 x 207]	A-B-A-F-F-A-B-A	A-B-A-F-F-A-B-A
SC243010G	Retired	SC243010GNK	Retired	14/14	30.00 x 24.15 x 10.15 [762 x 613 x 258]	A-B-A-F-F-A-B-A	A-B-A-F-F-A-B-A
SC243012G	Retired	SC243012GNK	Retired	14/14	30.00 x 24.15 x 12.15 [762 x 613 x 309]	A-B-A-F-F-A-B-A	A-B-A-F-F-A-B-A
SC243608G	Retired	SC243608GNK	Retired	14/14	36.00 x 24.15 x 8.15 [914 x 613 x 207]	A-B-A-F-F-A-B-A	A-B-A-F-F-A-B-A
SC243610G	Retired	SC243610GNK	Retired	14/14	36.00 x 24.15 x 10.15 [914 x 613 x 258]	A-B-A-F-F-A-B-A	A-B-A-F-F-A-B-A
SC243612G	Retired	SC243612GNK	Retired	14/14	36.00 x 24.15 x 12.15 [914 x 613 x 309]	A-B-A-F-F-A-B-A	A-B-A-F-F-A-B-A
—	—	SC303008GNK	Retired	12/12	30.00 x 30.19 x 8.19 [762 x 767 x 208]	A-B-A-F-F-A-B-A	A-B-A-F-F-A-B-A
—	—	SC303010GNK	Retired	12/12	30.00 x 30.19 x 10.19 [762 x 767 x 259]	A-B-A-F-F-A-B-A	A-B-A-F-F-A-B-A
—	—	SC303012GNK	Retired	12/12	30.00 x 30.19 x 12.19 [762 x 767 x 310]	A-B-A-F-F-A-B-A	A-B-A-F-F-A-B-A
—	—	SC303608GNK	Retired	12/12	36.00 x 30.19 x 8.19 [914 x 767 x 208]	A-B-A-F-F-A-B-A	A-B-A-F-F-A-B-A
—	—	SC303610GNK	Retired	12/12	36.00 x 30.19 x 10.19 [914 x 767 x 259]	A-B-A-F-F-A-B-A	A-B-A-F-F-A-B-A
—	—	SC303612GNK	Retired	12/12	36.00 x 30.19 x 12.19 [914 x 767 x 310]	A-B-A-F-F-A-B-A	A-B-A-F-F-A-B-A
—	—	SC363608GNK	Retired	12/12	36.00 x 36.19 x 8.19 [914 x 919 x 208]	A-B-A-F-F-A-B-A	A-B-A-F-F-A-B-A
—	—	SC363610GNK	Retired	12/12	36.00 x 36.19 x 10.19 [914 x 919 x 259]	A-B-A-F-F-A-B-A	A-B-A-F-F-A-B-A
—	—	SC363612GNK	Retired	12/12	36.00 x 36.19 x 12.19 [914 x 919 x 310]	A-B-A-F-F-A-B-A	A-B-A-F-F-A-B-A

Notes: Dimensions in inches [millimeters].
*Not UL listed.

NEMA 1 Screw Cover Galvanized Steel Wall-Mount



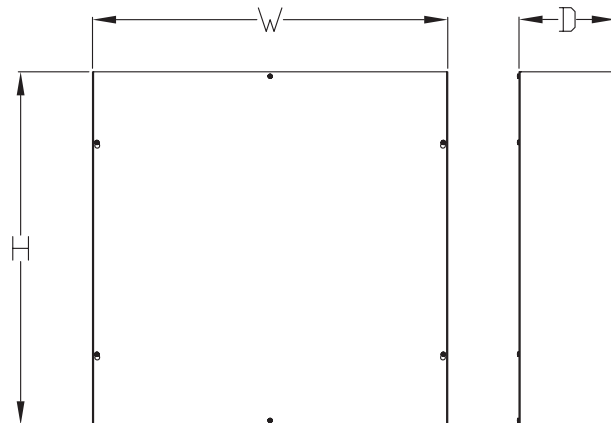
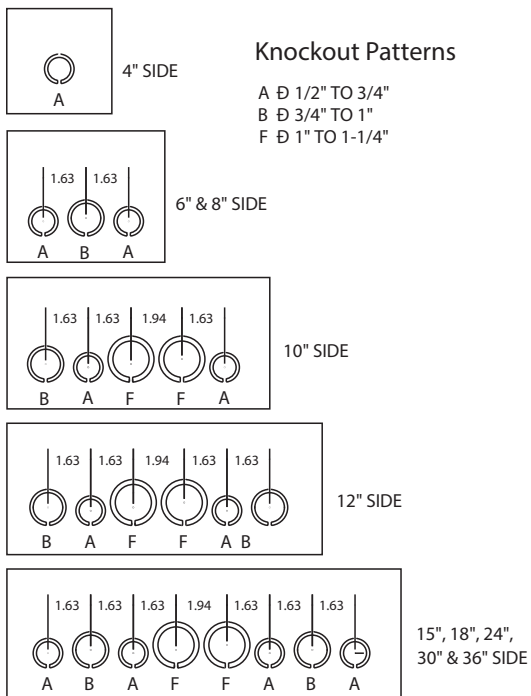
Shipping Schedule				
Same day	1 - 5 days	1 - 7 days	1 - 15 days	1 - 20 days

Color indicates shipping lead time in business days.

Grounding Kit		
Part Number	Description	Price
WGNDKT	Grounding Kit	\$3.25

Note: Field grounding kit includes necessary parts to properly ground enclosure..

Dimensions



NEMA 3 and 4 Gasketed Screw Cover Galvanized Steel Wall-Mount



Application

Designed for use as a wiring box, junction box, pull box and terminal box in many indoor or outdoor applications where dust or moisture is a problem.

Construction

- Bodies and covers fabricated from G-90 grade galvanized steel
- Seams are continuously-welded and ground smooth
- Cover contains closed-cell oil-resistant neoprene gasket
- Enclosure comes with stainless steel cover screws which thread into sealed wells to prevent liquid, dust, etc., from entering into the enclosure through the screw holes
- Ground stud located in door
- Galvanized box welded corners protected by zinc-rich coating
- No holes, knockouts, or rear mounting holes

Finish

- G-90 pregalvanized steel

Listings

- UL50, 3 and 4 [UL File E23553]
- NEMA/EEMAC 3 and 4
- CSA Certified 3 and 4 [CSA File LL66078]



Note: For current listings, please see www.automationdirect.com

Shipping Schedule

Same day 1 - 5 days 1 - 7 days 1-10 days 1 - 15 days 1 - 20 days

Color indicates shipping lead time in business days.

NEMA 3 and 4 Gasketed Screw Cover – Galvanized Steel


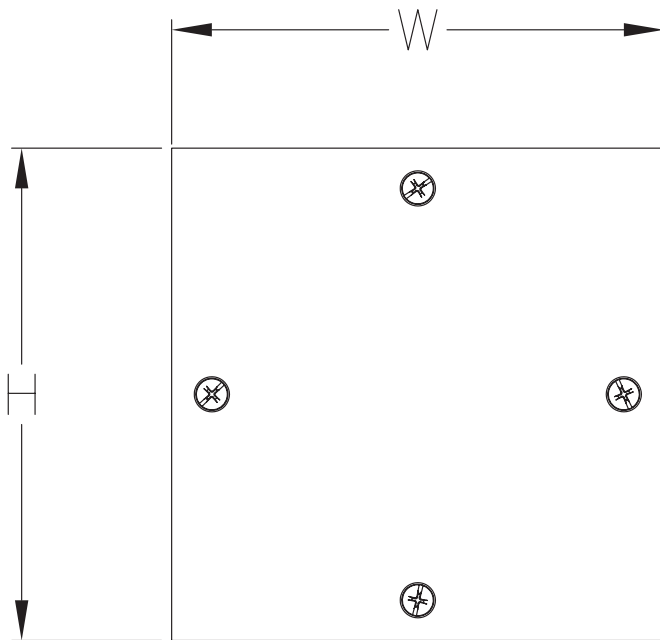
Galvanized	Price	Body/Door Steel Gauge	Enclosure Size HxWxD
WA060604GSCG	\$81.00	14/14	6.13 x 6.13 x 4.40 [156 x 156 x 112]
WA060606GSCG	\$82.00		6.13 x 6.13 x 6.40 [156 x 156 x 163]
WA060804GSCG	\$85.00		6.13 x 8.13 x 4.40 [156 x 207 x 112]
WA060806GSCG	\$90.00		6.13 x 8.13 x 6.40 [156 x 207 x 163]
WA080804GSCG	\$99.00		8.13 x 8.13 x 4.40 [207 x 207 x 112]
WA080806GSCG	\$104.00		8.13 x 8.13 x 6.40 [207 x 207 x 163]
WA081004GSCG	\$108.00		8.13 x 10.13 x 4.40 [207 x 257 x 112]
WA101004GSCG	\$118.00		10.13 x 10.13 x 4.40 [257 x 257 x 112]
WA101006GSCG	\$131.00		10.13 x 10.13 x 6.40 [257 x 257 x 163]
WA101206GSCG	\$149.00		10.13 x 12.13 x 6.40 [257 x 308 x 163]
WA121204GSCG	\$156.00		12.13 x 12.13 x 4.40 [308 x 308 x 112]
WA121206GSCG	\$164.00		12.13 x 12.13 x 6.40 [308 x 308 x 163]
WA121606GSCG	Retired		12.13 x 16.13 x 6.40 [308 x 410 x 163]
WA121608GSCG	Retired		12.13 x 16.13 x 8.40 [308 x 410 x 213]
WA161606GSCG	Retired		16.13 x 16.13 x 6.40 [410 x 410 x 163]
WA161608GSCG	Retired		16.13 x 16.13 x 8.40 [410 x 410 x 213]
WA181806GSCG	Retired		18.13 x 18.13 x 6.40 [461 x 461 x 163]
WA202008GSCG	Retired		20.13 x 20.13 x 8.40 [511 x 511 x 213]
WA202408GSCG	Retired	20.13 x 24.13 x 8.40 [511 x 613 x 213]	
WA242408GSCG	Retired	24.12 x 24.13 x 8.40 [613 x 613 x 213]	
WA303012GSCG	Retired	12/12	30.25 x 30.25 x 12.41 [768 x 768 x 315]
WA363612GSCG	Retired		36.25 x 36.25 x 12.41 [921 x 921 x 315]

Notes: Subpanels must be ordered separately.
Dimensions in inches [millimeters].

NEMA 3 and 4 Gasketed Screw Cover Galvanized Steel



Dimensions



NEMA 4, 4X, 12, and 13 Aluminum Lift-Off Cover Wall-Mount



Applications

Designed as an instrument housing or junction box for electrical, electronic, or pneumatic components. It is ideal for applications where a lightweight, corrosion resistant enclosure is required.

Construction

- Bodies and doors fabricated from 0.08 in [2mm] thick 5052-H32 aluminum
- Continuously-welded seams ground smooth
- Closed-cell oil-resistant neoprene gasket
- External mounting plate, top and bottom of enclosure
- Weldnuts are provided to secure optional subpanel
- Stainless steel screws and clamps on four sides of cover to assure water tight seal
- Optional subpanels and terminal kits must be ordered separately
- Grounding provisions provided
- Uses [WABN4JIC](#) clamp

Finish

- Exterior and doors of enclosures have a smooth-grained finish

Listings

- UL 50, 4, 4X, 12, and 13
- NEMA/EEMAC 4, 4X, 12, and 13
- JIC EL-1-71
- UL File E6924, E23553



Note: For current listings, please see www.automationdirect.com

Shipping Schedule

Same day 1 - 5 days 1 - 7 days 1 - 15 days 1 - 20 days

Color indicates shipping lead time in business days.

NEMA 4, 4X, 12, and 13 Aluminum Lift-Off Cover Wall-Mount Enclosures

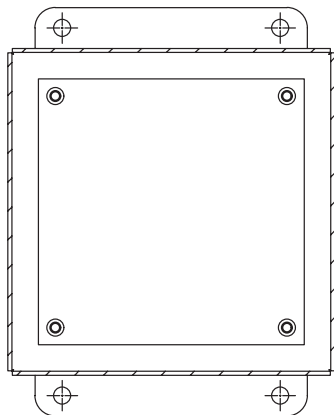
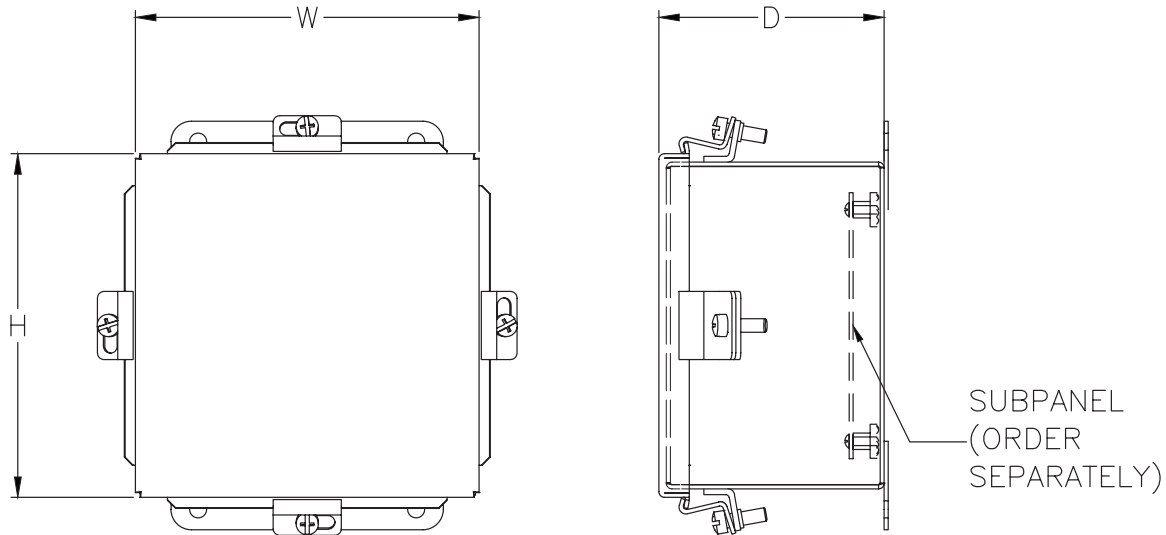
Part Number	Price	Enclosure SizeHxWxD	Painted Steel Subpanel	Stainless Steel Subpanel	Galvanized Subpanel
BN4060403AL	\$201.00	6.31 x 4.31 x 3.26 [160 x 109 x 83]	P0604	P0604SS	P0604G
BN4060604AL	\$225.00	6.31 x 6.31 x 4.26 [160 x 160 x 108]	P0606	P0606SS	P0606G
BN4080603AL	\$235.00	8.31 x 6.31 x 3.76 [211 x 160 x 96]	P0806	P0806SS	P0806G
BN4100804AL	\$253.00	10.31 x 8.31 x 4.26 [262 x 211 x 108]	P1008	P1008SS	P1008G
BN4121005AL	\$339.00	12.31 x 10.31 x 5.26 [313 x 262 x 134]	P1210	P1210SS	P1210G
BN4141206AL	\$412.00	14.31 x 12.31 x 6.26 [363 x 313 x 159]	P1412	P1412SS	P1412G
BN4161406AL	\$421.00	16.31 x 14.31 x 6.26 [414 x 363 x 159]	P1614	P1614SS	P1614G

Notes: Subpanels must be ordered separately.
Dimensions in inches [millimeters].
Letters in table correspond to letters on dimensional drawings.

NEMA 4, 4X, 12, and 13 Aluminum Lift-Off Cover Wall-Mount



Dimensions



NOTES;

- 1.) SUBPANELS ARE 14GA STEEL
- 2.) SUBPANELS SCREWS ARE #10-32 PAN HEAD.

NEMA 4, 4X, 12, and 13 Aluminum Single-Door Wall-Mount



Application

Designed as an instrument housing or junction box for electrical, electronic, or pneumatic components. It is ideal for applications where a lightweight, corrosion resistant enclosure is required

Construction

- Bodies and doors fabricated from 0.08 in [2mm] thick 5052-H32 aluminum
- Continuously-welded seams ground smooth
- Closed-cell oil-resistant neoprene gasket
- External mounting plate, top and bottom of enclosure
- Weldnuts are provided to secure optional subpanel
- Stainless steel screws and clamps on cover to assure water tight seal
- Optional panels and terminal kits must be ordered separately
- Grounding provisions provided
- Cover removed by pulling stainless steel continuous hinge pin
- Uses WABN4JIC clamp

Finish

- Exterior and doors of enclosures have a smooth-grained finish

Listings

- UL 50, 4, 4X, 12, and 13 [UL File E6924, E64791]
- NEMA/EEMAC 4, 4X, 12, and 13
- JIC EL-1-71



Note: For current listings, please see www.automationdirect.com

Shipping Schedule

Same day 1 - 5 days 1 - 7 days 1 - 15 days 1 - 20 days

Color indicates shipping lead time in business days.

NEMA 4, 4X, 12, and 13 Aluminum Single-Door Wall-Mount

Part Number	Price	Enclosure SizeHxWxD	Painted Steel Subpanel	Stainless Steel Subpanel	Galvanized Subpanel
BN4060604CHAL	\$228.00	6.31 x 6.31 x 4.14 [160 x 160 x 105]	P0606	P0606SS	P0606G
BN4080603CHAL	\$225.00	8.31 x 6.31 x 3.64 [211 x 160 x 92]	P0806	P0806SS	P0806G
BN4100804CHAL	\$276.00	10.31 x 8.31 x 4.14 [262 x 211 x 105]	P1008	P1008SS	P1008G
BN4121005CHAL	\$356.00	12.31 x 10.31 x 5.14 [313 x 262 x 131]	P1210	P1210SS	P1210G
BN4141206CHAL	\$409.00	14.31 x 12.31 x 6.14 [363 x 313 x 156]	P1412	P1412SS	P1412G
BN4161406CHAL	\$474.00	16.31 x 14.31 x 6.14 [414 x 363 x 156]	P1614	P1614SS	P1614G

Notes: Subpanels must be ordered separately.

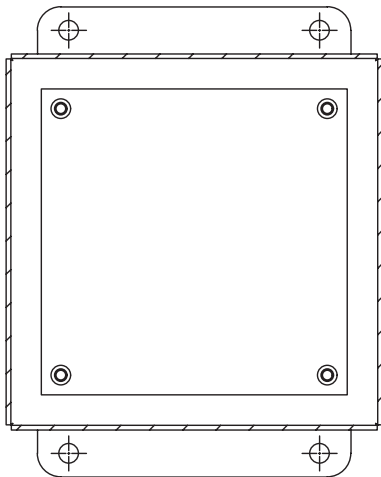
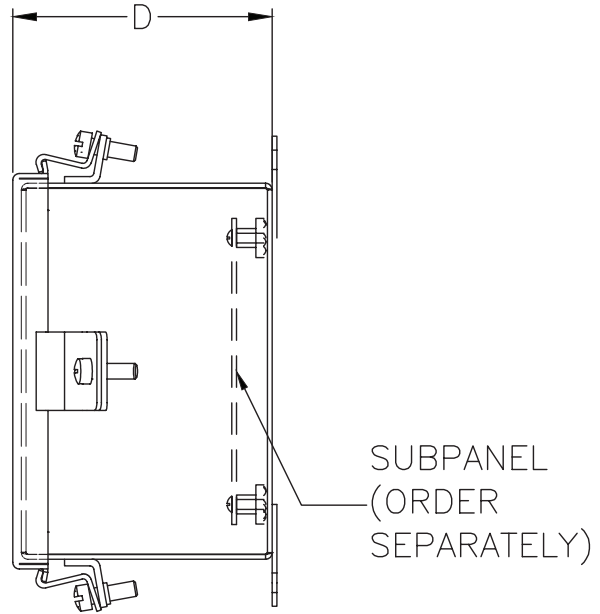
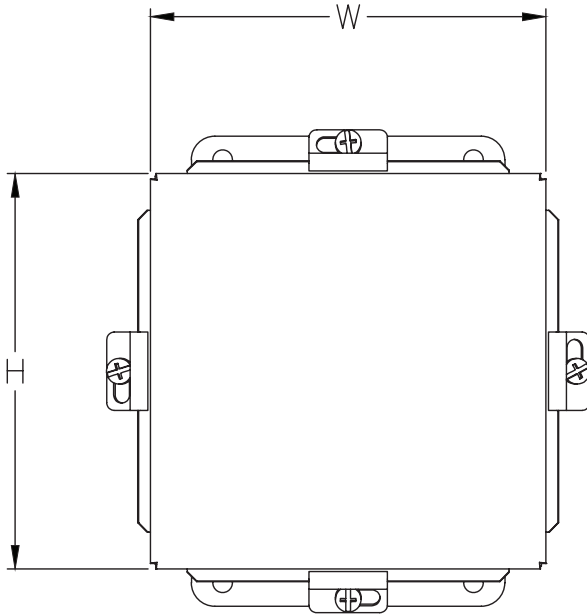
Dimensions in inches [millimeters].

Letters in table correspond to letters on dimensional drawings.

NEMA 4, 4X, 12, and 13 Aluminum Single-Door Wall-Mount




Dimensions



NOTES;

- 1.) SUBPANELS ARE 14GA STEEL
- 2.) SUBPANELS SCREWS ARE #10-32 PAN HEAD.

NEMA 1 Corner Mount Wiring Trough



S8824ATNK

Applications

Corner Troughs provide new options for wire distribution installations. Mount in any corner, taking up less room on the wall. Makes conduit installation faster by eliminating the need for conduit bending. Angled screw cover provides wide access for easier wire pulling during installation. Protects wiring in commercial and industrial applications.

Construction

- Trough and cover fabricated from 16-gauge carbon steel
- Drip shield top and smooth seamless sides, front and back
- Embossed mounting holes are conveniently located on the back
- A slip-on removable cover is securely fastened with screws located along the bottom edge

Listings

- UL 870 [File E32576]
- Meets NEMA/EEMAC 1 requirements

• Finish

- ANSI-61 gray polyester powder inside and out over phosphatized surfaces

Shipping Schedule

Same day	1 - 5 days	1 - 7 days	1 - 15 days	1 - 20 days
----------	------------	------------	-------------	-------------


Color indicates shipping lead time in business days.

NEMA 1 Corner Mount Wiring Trough

Part Number	Price	Dimensions HxDxL	Drawing Link
S6624ATNK	\$191.00	6.00 x 6.00 x 24.00 [152 x 152 x 610]	PDF
S6636ATNK	\$234.00	6.00 x 6.00 x 36.00 [152 x 152 x 914]	PDF
S6648ATNK	\$287.00	6.00 x 6.00 x 48.00 [152 x 152 x 1219]	PDF
S6660ATNK	Retired	6.00 x 6.00 x 60.00 [152 x 152 x 1524]	PDF
S6672ATNK	Retired	6.00 x 6.00 x 72.00 [152 x 152 x 1829]	PDF
S8824ATNK	\$207.00	8.00 x 8.00 x 24.00 [203 x 203 x 610]	PDF
S8836ATNK	\$239.00	8.00 x 8.00 x 36.00 [203 x 203 x 914]	PDF
S8848ATNK	\$302.00	8.00 x 8.00 x 48.00 [203 x 203 x 1219]	PDF
S8860ATNK	Retired	8.00 x 8.00 x 60.00 [203 x 203 x 1524]	PDF
S8872ATNK	Retired	8.00 x 8.00 x 72.00 [203 x 203 x 1829]	PDF
S101024ATNK	\$382.00	10.00 x 10.00 x 24.00 [254 x 254 x 610]	PDF
S101036ATNK	\$435.00	10.00 x 10.00 x 36.00 [254 x 254 x 914]	PDF
S101048ATNK	\$432.00	10.00 x 10.00 x 48.00 [254 x 254 x 1219]	PDF
S121224ATNK	Retired	12.00 x 12.00 x 24.00 [305 x 305 x 610]	PDF
S121236ATNK	Retired	12.00 x 12.00 x 36.00 [305 x 305 x 914]	PDF
S121248ATNK	Retired	12.00 x 12.00 x 48.00 [305 x 305 x 1219]	PDF
S121260ATNK	Retired	12.00 x 12.00 x 60.00 [305 x 305 x 1524]	PDF

Note: Dimensions in inches (millimeters).

NEMA 1 Corner Mount Wiring Trough with Knockouts



S8824AT

Applications

S-AT Series Corner Troughs provide new options for wire distribution installations. Mount in any corner, taking up less room on the wall. Makes conduit installation faster by eliminating the need for conduit bending. Angled screw cover provides wide access for easier wire pulling during installation. Protects wiring in commercial and industrial applications.

Construction

- Trough and cover fabricated from 16-gauge carbon steel
- Drip shield top and smooth seamless sides, front and back, prevent rain, snow and sleet from entering the enclosure
- Embossed mounting holes are conveniently located on the back
- A slip-on removable cover is securely fastened with screws located along the bottom edge
- Knockouts are provided on front and bottom of enclosure

Finish

- ANSI-61 gray polyester powder inside and out over phosphatized surfaces

Listings

- UL 870 [File E32576]
- Meets NEMA/EEMAC 1 requirements

Shipping Schedule

Same day	1 - 5 days	1 - 7 days	1 - 15 days	1 - 20 days
----------	------------	------------	-------------	-------------

Color indicates shipping lead time in business days.

NEMA 1 Corner Mount Wiring Trough with Knockouts

Part Number	Price	Dimensions HxDxL	Drawing Link
S6624AT	\$193.00	6.00 x 6.00 x 24.00 [152 x 152 x 610]	PDF
S6636AT	\$239.00	6.00 x 6.00 x 36.00 [152 x 152 x 914]	PDF
S6648AT	\$289.00	6.00 x 6.00 x 48.00 [152 x 152 x 1219]	PDF
S8824AT	\$212.00	8.00 x 8.00 x 24.00 [203 x 203 x 610]	PDF
S8836AT	\$241.00	8.00 x 8.00 x 36.00 [203 x 203 x 914]	PDF
S8848AT	\$317.00	8.00 x 8.00 x 48.00 [203 x 203 x 1219]	PDF

Note: Dimensions in inches (millimeters).

NEMA 1, 4, 4X, and 12 Hinged Cover Stainless Steel Wiring Trough

Applications

Designed to protect internal components and wiring from dust, dirt, and water. This trough can be used indoors or outdoors, as well as in corrosive environments.

Listings

- UL 870 1, 4, 4X and 12
- IEC 60529, IP66
- UL Files E32576, E470978



Construction

- Trough and cover fabricated from 304 stainless steel or carbon steel
- #3 intermediate polished finish or polyester powder coat
- Seams are continuously-welded and ground smooth
- External clamps and continuous hinge provided
- External mounting feet included
- Cover is sealed with poured-in-place gasket



Note: For current listings, please see www.automationdirect.com


Shipping Schedule

Same day 1 - 5 days 1 - 7 days 1 - 15 days 1 - 20 days

Color indicates shipping lead time in business days.

NEMA 1, 4, 4X, and 12 Hinged Cover Wiring Trough			
Stainless Steel	Price	Enclosure Overall Size HxWxD	Drawing Link
T2212CHSS	\$339.00	2.50 x 2.50 x 12.00 [64 x 64 x 305]	PDF
T2218CHSS	Retired	2.50 x 2.50 x 18.00 [64 x 64 x 457]	PDF
T2224CHSS	\$391.00	2.50 x 2.50 x 24.00 [64 x 64 x 610]	PDF
T2236CHSS	\$437.00	2.50 x 2.50 x 36.00 [64 x 64 x 914]	PDF
T2248CHSS	\$528.00	2.50 x 2.50 x 48.00 [64 x 64 x 1219]	PDF
T2260CHSS	Retired	2.50 x 2.50 x 60.00 [64 x 64 x 1524]	PDF
T2272CHSS	\$638.00	2.50 x 2.50 x 72.00 [64 x 64 x 1829]	PDF
T4412CHSS	\$393.00	4.00 x 4.00 x 12.00 [102 x 102 x 305]	PDF
T4418CHSS	Retired	4.00 x 4.00 x 18.00 [102 x 102 x 457]	PDF
T4424CHSS	\$533.00	4.00 x 4.00 x 24.00 [102 x 102 x 610]	PDF
T4430CHSS	Retired	4.00 x 4.00 x 30.00 [102 x 102 x 762]	PDF
T4436CHSS	\$641.00	4.00 x 4.00 x 36.00 [102 x 102 x 914]	PDF
T4448CHSS	\$719.00	4.00 x 4.00 x 48.00 [102 x 102 x 1219]	PDF
T4460CHSS	Retired	4.00 x 4.00 x 60.00 [102 x 102 x 1524]	PDF
T4472CHSS	\$902.00	4.00 x 4.00 x 72.00 [102 x 102 x 1829]	PDF
T6612CHSS	\$466.00	6.00 x 6.00 x 12.00 [152 x 152 x 305]	PDF
T6618CHSS	Retired	6.00 x 6.00 x 18.00 [152 x 152 x 457]	PDF
T6624CHSS	\$647.00	6.00 x 6.00 x 24.00 [152 x 152 x 610]	PDF
T6630CHSS	Retired	6.00 x 6.00 x 30.00 [152 x 152 x 762]	PDF
T6636CHSS	\$762.00	6.00 x 6.00 x 36.00 [152 x 152 x 914]	PDF
T6648CHSS	\$923.00	6.00 x 6.00 x 48.00 [152 x 152 x 1219]	PDF
T6660CHSS	Retired	6.00 x 6.00 x 60.00 [152 x 152 x 1524]	PDF
T6672CHSS	\$1,263.00	6.00 x 6.00 x 72.00 [152 x 152 x 1829]	PDF
T8812CHSS	\$627.00	8.00 x 8.00 x 12.00 [203 x 203 x 305]	PDF
T8824CHSS	\$749.00	8.00 x 8.00 x 24.00 [203 x 203 x 610]	PDF
T8836CHSS	\$952.00	8.00 x 8.00 x 36.00 [203 x 203 x 914]	PDF
T8848CHSS	\$1,189.00	8.00 x 8.00 x 48.00 [203 x 203 x 1219]	PDF
T8860CHSS	Retired	8.00 x 8.00 x 60.00 [203 x 203 x 1524]	PDF
T121224CHSS	\$1,038.00	12.00 x 12.00 x 24.00 [305 x 305 x 610]	PDF
T121236CHSS	\$1,523.00	12.00 x 12.00 x 36.00 [305 x 305 x 914]	PDF
T121248CHSS	\$1,922.00	12.00 x 12.00 x 48.00 [305 x 305 x 1219]	PDF
T121260CHSS	Retired	12.00 x 12.00 x 60.00 [305 x 305 x 1524]	PDF

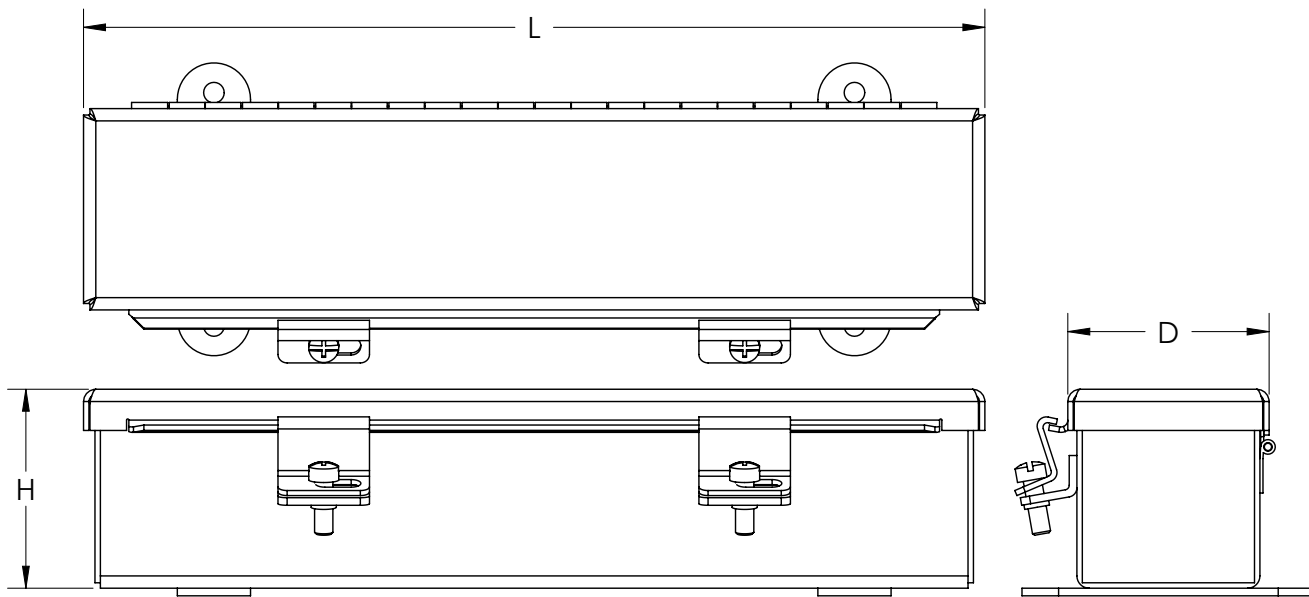
Note: Dimensions in inches [millimeters].



NEMA 1, 4, 4X, and 12 Hinged Cover Stainless Steel Wiring Trough



Dimensions



NEMA 3R Wiring Trough



Applications

These enclosures are designed to protect wiring against rain, sleet and snow in outdoor installations, or indoors against dripping water.

Construction

- Trough and cover fabricated from 16-gauge carbon steel
- Drip shield top and smooth seamless sides, front and back, prevent rain, snow and sleet from entering the enclosure
- Embossed mounting holes are conveniently located on the back
- A slip-on removable cover is securely fastened with screws located along the bottom edge
- Knockouts are provided on bottom of enclosure

Finish

- ANSI-61 gray polyester powder inside and out over phosphatized surfaces

Listings

- UL 870
- UL File E32576
- CSA File LL66078
- Meets NEMA/EEMAC 1 and 3R requirements



Shipping Schedule

Same day	1 - 5 days	1 - 7 days	1 - 15 days	1 - 20 days
----------	------------	------------	-------------	-------------

Color indicates shipping lead time in business days.

RSCG Series NEMA 3R Wiring Trough

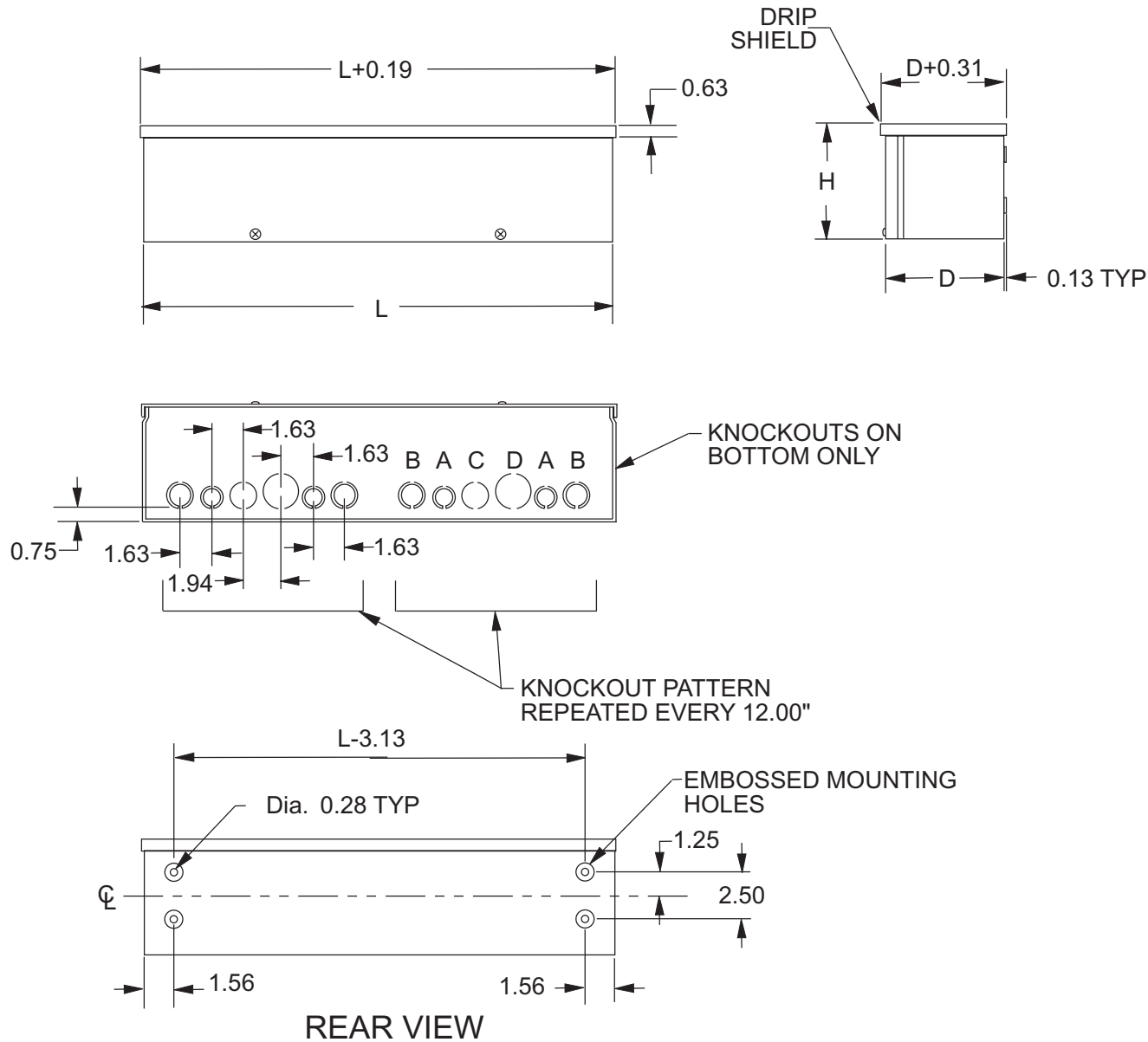
Part Number	Price	Body/Door Steel Gauge	Enclosure Size HxDxL	Knockout Pattern
RSCG040412	\$71.00	16/16	4.00 x 4.00 x 12.00 [102 x 102 x 305]	B-A-C-D-A-B repeated
RSCG040424	\$95.00	16/16	4.00 x 4.00 x 24.00 [102 x 102 x 610]	B-A-C-D-A-B repeated
RSCG040436	\$132.00	16/16	4.00 x 4.00 x 36.00 [102 x 102 x 914]	B-A-C-D-A-B repeated
RSCG040448	\$155.00	16/16	4.00 x 4.00 x 48.00 [102 x 102 x 1219]	B-A-C-D-A-B repeated
RSCG040460	Retired	16/16	4.00 x 4.00 x 60.00 [102 x 102 x 1524]	B-A-C-D-A-B repeated
RSCG060612	\$94.00	16/16	6.00 x 6.00 x 12.00 [152 x 152 x 305]	B-A-C-D-A-B repeated
RSCG060624	\$128.00	16/16	6.00 x 6.00 x 24.00 [152 x 152 x 610]	B-A-C-D-A-B repeated
RSCG060636	\$171.00	16/16	6.00 x 6.00 x 36.00 [152 x 152 x 914]	B-A-C-D-A-B repeated
RSCG060648	\$212.00	16/16	6.00 x 6.00 x 48.00 [152 x 152 x 1219]	B-A-C-D-A-B repeated
RSCG060660	Retired	16/16	6.00 x 6.00 x 60.00 [152 x 152 x 1524]	B-A-C-D-A-B repeated
RSCG060672	Retired	16/16	6.00 x 6.00 x 72.00 [152 x 152 x 1829]	B-A-C-D-A-B repeated
RSCG080824	Retired	16/16	8.00 x 8.00 x 24.00 [203 x 203 x 610]	B-A-C-D-A-B repeated
RSCG080836	Retired	16/16	8.00 x 8.00 x 36.00 [203 x 203 x 914]	B-A-C-D-A-B repeated
RSCG080848	Retired	16/16	8.00 x 8.00 x 48.00 [203 x 203 x 1219]	B-A-C-D-A-B repeated
RSCG080860	Retired	16/16	8.00 x 8.00 x 60.00 [203 x 203 x 1524]	B-A-C-D-A-B repeated
RSCG080872	Retired	16/16	8.00 x 8.00 x 72.00 [203 x 203 x 1829]	B-A-C-D-A-B repeated

Note: Dimensions in inches (millimeters).
Letters in table correspond to letters on dimensional drawings.

NEMA 3R Wiring Trough



Dimensions




KNOCKOUT SIZES

- B = 3/4" x 1" CONCENTRIC KO
- A = 1/2" x 3/4" CONCENTRIC KO
- C = 1" SOLID KO
- D = 1-1/4" SOLID KO

G19RSCG

NEMA 4 Hinged Cover Wiring Trough



T4418CH

Applications

Designed to protect internal components and wiring from dust, dirt, and water. This trough can be used indoors or outdoors, as well as in corrosive environments.

Construction

- Trough and cover fabricated from carbon steel
- Polyester powder coat
- Seams are continuously-welded and ground smooth
- External clamps and continuous hinge provided
- External mounting feet included
- Cover is sealed with poured-in-place gasket

Shipping Schedule

Same day 1 - 5 days 1 - 7 days 1-10 days 1 - 15 days 1 - 20 days

Color indicates shipping lead time in business days.

NEMA 4 Hinged Cover Wiring Trough

Carbon Steel	Price	Enclosure Overall Size HxWxD	Drawing Link
T2212CH	\$197.00	2.50 x 2.50 x 12.00 [64 x 64 x 305]	PDF
T2218CH	Retired	2.50 x 2.50 x 18.00 [64 x 64 x 457]	PDF
T2224CH	\$228.00	2.50 x 2.50 x 24.00 [64 x 64 x 610]	PDF
T2236CH	\$259.00	2.50 x 2.50 x 36.00 [64 x 64 x 914]	PDF
T2248CH	\$279.00	2.50 x 2.50 x 48.00 [64 x 64 x 1219]	PDF
T2260CH	Retired	2.50 x 2.50 x 60.00 [64 x 64 x 1524]	PDF
T2272CH	Retired	2.50 x 2.50 x 72.00 [64 x 64 x 1829]	PDF
T4412CH	\$229.00	4.00 x 4.00 x 12.00 [102 x 102 x 305]	PDF
T4418CH	Retired	4.00 x 4.00 x 18.00 [102 x 102 x 457]	PDF
T4424CH	\$289.00	4.00 x 4.00 x 24.00 [102 x 102 x 610]	PDF
T4430CH	Retired	4.00 x 4.00 x 30.00 [102 x 102 x 762]	PDF
T4436CH	\$347.00	4.00 x 4.00 x 36.00 [102 x 102 x 914]	PDF
T4448CH	\$419.00	4.00 x 4.00 x 48.00 [102 x 102 x 1219]	PDF
T4460CH	Retired	4.00 x 4.00 x 60.00 [102 x 102 x 1524]	PDF
T4472CH	Retired	4.00 x 4.00 x 72.00 [102 x 102 x 1829]	PDF
T6612CH	\$272.00	6.00 x 6.00 x 12.00 [152 x 152 x 305]	PDF
T6618CH	Retired	6.00 x 6.00 x 18.00 [152 x 152 x 457]	PDF
T6624CH	\$360.00	6.00 x 6.00 x 24.00 [152 x 152 x 610]	PDF
T6630CH	Retired	6.00 x 6.00 x 30.00 [152 x 152 x 762]	PDF
T6636CH	\$449.00	6.00 x 6.00 x 36.00 [152 x 152 x 914]	PDF
T6648CH	\$538.00	6.00 x 6.00 x 48.00 [152 x 152 x 1219]	PDF
T6660CH	Retired	6.00 x 6.00 x 60.00 [152 x 152 x 1524]	PDF
T6672CH	Retired	6.00 x 6.00 x 72.00 [152 x 152 x 1829]	PDF
T8812CH	\$328.00	8.00 x 8.00 x 12.00 [203 x 203 x 305]	PDF
T8824CH	\$436.00	8.00 x 8.00 x 24.00 [203 x 203 x 610]	PDF
T8836CH	\$555.00	8.00 x 8.00 x 36.00 [203 x 203 x 914]	PDF
T8848CH	\$693.00	8.00 x 8.00 x 48.00 [203 x 203 x 1219]	PDF
T8860CH	Retired	8.00 x 8.00 x 60.00 [203 x 203 x 1524]	PDF
T121224CH	\$605.00	12.00 x 12.00 x 24.00 [305 x 305 x 610]	PDF
T121236CH	\$782.00	12.00 x 12.00 x 36.00 [305 x 305 x 914]	PDF
T121248CH	\$988.00	12.00 x 12.00 x 48.00 [305 x 305 x 1219]	PDF
T121260CH	Retired	12.00 x 12.00 x 60.00 [305 x 305 x 1524]	PDF

Notes: Subpanels must be ordered separately.
Dimensions in inches [millimeters].

Listings

- UL 870 1, 4, 4X and 12
- IEC 60529, IP66
- UL Files E32576, E470978

Note: For current listings, please see www.Automationdirect.com



NEMA 4 Hinged Cover Wiring Trough



Dimensions

