



24 VDC Stand-Alone Relay Modules

Our single and four-socket 24 VDC stand-alone relay modules use plug-in relays for switching high current (10A) loads. Relays are included with the modules.

Modules mount on 35mm DIN rail (part #DN-R35S1) or 15mm DIN rail (part #DN-R15S1).



ZL-RLS1-24



ZL-RLS4-24

Specifications 1								
24 VDC Stand-Alone Relay Modules	Part #	Pcs/Pkg	Price/Pkg	Weight (lbs)	Part #	Pcs/Pkg	Price/Pkg	Weight (lbs)
		ZL-RLS1-24	1	\$34.50	0.10	ZL-RLS4-24	1	\$95.00
Description	Single-socketed relay with 24 VDC relay with LEDs				Four-socketed relays with 24 VDC relays with LEDs			
Mechanical Life	10,000,000 Operations at no load condition							
Electrical Life	100,000 Operations at rated resistive load							
Operating Frequency	20 cycles per minute electrical, 300 cycles per minute mechanical							
Isolation Coil to Contact	2500 VAC for 1 minute							
Isolation NC Contact to NO Contact Same Relay	1000 VAC for 1 minute							
Isolation Between Relays	N/A				1000 VAC for 1 minute			
Red LED Indicator State Relay	ON = relay energized, OFF = relay de-energized							
Operating Temperature Range	32 to 140 °F (0 to 60 °C)							
Humidity Range	45 to 85% RH							
Vibration Resistance	10 to 55 Hz dual amplitude width 1.5 mm							
Shock Resistances	1000m/s ² endurance, 100m/s ² operation							
Terminal Block Contacts	Copper alloy, tin-lead plated							
Wire Range 2	12–24 AWG Solid or Stranded Conductor							
Wire Strip Length	0.24–0.27in (6–7mm)							
Screw Torque	4.4 in-lbs (0.5 N-m)							
Replacement Relays	ZL-RELAY-24X4, Qty. 4/pkg							
Cable/Wire Clearance	0.5in (12.7mm) Required							
Approvals	File # E157382 UL, cUL 508							

Relay Specifications			
Contact		Coil	
Current Rating	30 VDC @ 10A 250 VAC @ 8A General Use	Input Voltage Rating	24 VDC (-20%/+30%)
Contact Type	1 Form C (SPDT)	Maximum Continuous Coil Voltage	31.2 VDC
Contact Voltage (per point) 2	250 VAC/30 VDC	Rated Current per Coil	16.7 mA (±10%) @ 24 VDC
Maximum Power Inductive	2000 VA General Use	Coil Resistance	1440Ω (±10%)
Maximum Power Resistive	AC 2000 VA, DC 300W	Power Consumption per Coil	0.4W
Maximum Switching Voltage	250 VAC, 110VDC	Pick Up Current Max. per Coil	15 mA
Minimum Load	10 mA @ 5VDC	Drop-Out Voltage Min.	1.2 VDC
Contact Resistance	100 mΩ Max @ 1A, 6VDC	Pick-Up Voltage Max.	19.2 VDC
Contact Material	AgNi (Silver Nickel Alloy)	Off to On/On to Off Response Time	12 ms / 8 ms

¹ These modules do not provide transient protection on the relay coil.

² Use conductors rated for 60 ° / 75 °C for relay outputs.



Note: See wiring details and dimensional drawings on our Web site at: <http://www.automationdirect.com/static/manuals/ziplinks/ziplinks.html>.



Accessories

Replacement Relays

Replacement relays are offered with a 24 VDC coil or 120VAC coil and are for use with the **ZIP**Link relay modules.

Sold in packages of 4.



ZL-RELAY-24X4
\$23.50



ZL-RELAY-120X4
\$32.00

24 VDC Relay Specifications			
Contact		Coil	
Current Rating	30 VDC @ 10A 250 VAC @ 8A General Use	Input Voltage Range	24 VDC (-20%/+30%)
		Maximum Continuous Coil Voltage	31.2 VDC
Contact Type	1 Form C (SPDT)	Rated Current per Coil	16.7 mA (±10%) @ 24 VDC
Contact Voltage (per point)	250 VAC/30VDC	Coil Resistance	1440Ω (±10%)
Maximum Power Inductive	2000 VA General Use	Power Consumption per Coil	0.4W
Maximum Power Resistive	AC 2000 VA, DC 300W	Pick Up Current Max. per Coil	15mA
Maximum Switching Voltage	250 VAC, 110 VDC	Drop-Out Voltage Min.	1.2 VDC
Minimum Load	10 mA @ 5 VDC	Pick-Up Voltage Max.	19.2 VDC
Contact Resistance	100 mΩ Max @ 1A, 6 VDC	Off to On/On to Off Response Time	12 ms / 8 ms
Contact Material	AgNi (Silver Nickel Alloy)	Weight (lbs)	0.11
120VAC Relay Specifications			
Contact		Coil	
Current Rating	30 VDC @ 10A 250 VAC @ 8A General Use	Input Voltage Range	115 VAC (-20%/+30%), 50–60 Hz
		Maximum Continuous Coil Voltage	150 VAC
Contact Type	1 Form C (SPDT)	Rated Current per Coil	7.65 mA (±10%) @ 115 VAC 50 Hz 6.30 mA (±10%) @ 115 VAC 60 Hz
Contact Voltage (per point)	250 VAC / 30 VDC	Coil Resistance	8100Ω (±10%)
Maximum Power Inductive	2000 VA General Use	Power Consumption per Coil	0.88 W @ 50 Hz 0.73 W @ 60 Hz
Maximum Power Resistive	AC 2000 VA, DC 300W	Drop-Out Voltage Min.	34.5 VAC
Maximum Switching Voltage	250 VAC, 110 VDC	Pick-Up Voltage Max.	92 VAC
Minimum Load	10 mA @ 5 VDC	Off to On / On to Off Response Time	12 ms / 8 ms
Contact Resistance	100 mΩ Max @ 1A, 6 VDC	Weight (lbs)	0.11
Contact Material	AgNi (Silver Nickel Alloy)		

Installation Accessories

Accessories			
	Part #	Pcs/Pkg	Price/Pkg
DIN Rail	DN-R35S1	10	\$39.50
Angled Support Bracket	DN-ASB1	50	\$86.00
End Bracket	DN-EB35	50	\$79.00



Accessories

Replacement Relays

Replacement 24 VDC relays are offered for use with the **ZIPLink** relay modules [ZL-RRL16F-24-1/-2](#).

Sold in packages of 4.



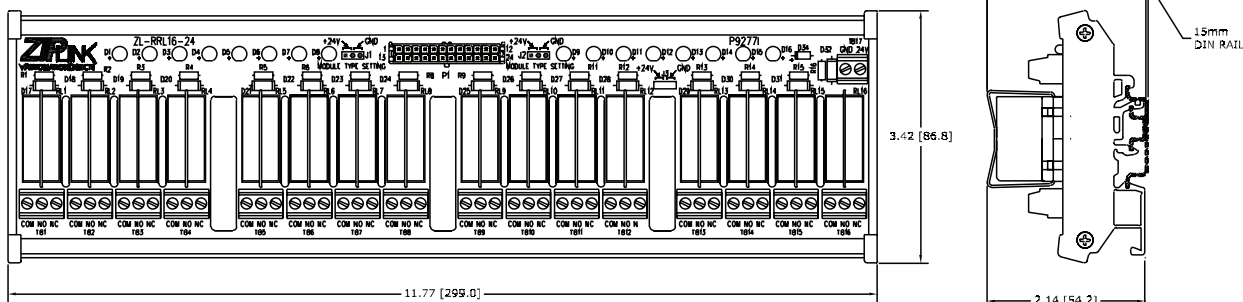
ZL-RELAY-F24X4
\$26.50

ZL-RELAY-F24x4 24 VDC Relay Specifications			
Contact		Coil	
Current Rating	30 VDC @ 8A 250 VAC @ 8A General Use	Input Voltage Range	24 VDC (-20%/+30%)
		Maximum Continuous Coil Voltage	31.2 VDC
Contact Type	1 Form C (SPDT)	Rated Current per Coil	16.7 mA (±10%) @ 24 VDC
Contact Voltage (per point)	250 VAC / 30 VDC	Coil Resistance	1440Ω (±10%)
Maximum Power Inductive	2000 VA General Use	Power Consumption per Coil	0.4W
Maximum Power Resistive	AC 2000 VA, DC 240W	Pick Up Current Max. per Coil	15 mA
Maximum Switching Voltage	250 VAC, 300 VDC	Drop-Out Voltage Min.	1.2 VDC
Minimum Load	10 mA @ 5 VDC	Pick-Up Voltage Max.	19.2 VDC
Contact Resistance	100 mΩ Max @ 1A, 6VDC	Off to On/On to Off Response Time	12 ms / 8 ms
Contact Material	AgNi (Silver Nickel Alloy)	Weight (lbs)	0.11

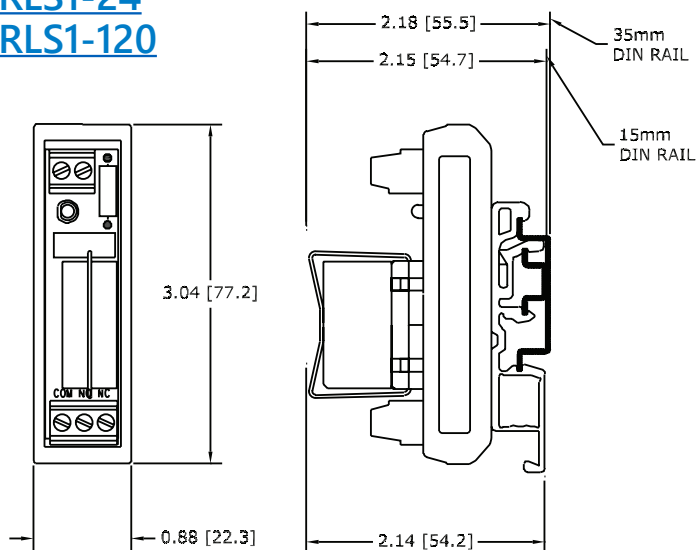


Module Dimensions

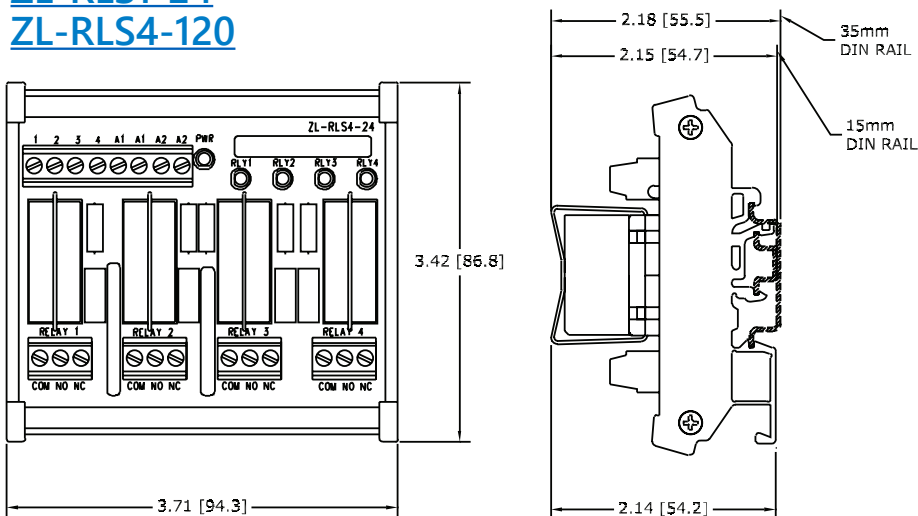
ZL-RRL16-24-1 ZL-RRL16-24-2



ZL-RLS1-24 ZL-RLS1-120



ZL-RLS1-24 ZL-RLS4-120



Note: Dimensions shown in Inches [mm]

