




# Sensor Input Modules

LED modules provide simple and logical termination for 3-wire sensors or other devices. These modules offer visual LED indication of device input status for quick troubleshooting. The LED/sensor modules are available in 16 and 32-point versions.

Modules mount on 35mm DIN rail (part #DN-R35S1) or 15mm DIN rail (part #DN-R15S1).



ZL-LTB16-24-1



ZL-LTB32-24-1

Specifications								
Sensor Input Modules	Part #	Pcs/Pkg	Price/Pkg	Weight (lbs)	Part#	Pcs/Pkg	Price/Pkg	Weight (lbs)
		ZL-LTB16-24-1	1	\$65.00	0.49	ZL-LTB32-24-1	1	\$105.00
<b>Description *</b>	16-point, 24VDC Sensor Input Module with LEDs				32-point, 24VDC Sensor Input Module with LEDs			
<b>Maximum Voltage</b>	50 VAC/VDC (-10%/+20%)							
<b>UL Voltage Rating</b>	0-30 VAC/VDC (-10%/+20%)							
<b>Nominal Current per Input</b>	I/O module max. input current per point plus 2mA for LED indicator							
<b>Maximum Current per Input</b>	500mA							
<b>Maximum Current per Power Group (P1, P2, P3, or P4)</b>	4A							
<b>Operating Temperature Range</b>	32 to 140°F (0 to 60°C)							
<b>LED Indicator Circuit</b>	2mA @ 24VDC per LED							
<b>Terminal Block Contacts</b>	Copper alloy, tin-lead plated							
<b>Wire Range (Rated Cross Section)</b>	12-24 AWG Solid or Stranded Copper Conductor (2.5 mm <sup>2</sup> )							
<b>Wire Strip Length</b>	0.24-0.27 in (6-7 mm)							
<b>Screw Torque</b>	4.4 in-lbs (0.5 N-m)							
<b>Connector Type</b>	Molex Micro-Fit 3.0, 24 pin connector Example: Receptacle 43020-2400 Pins 43031 Series, Male				3M 34000 Series IDC Connector, strain relief is required to latch to header. Example: Socket 3417-7640, Strain relief 3448-3040			
<b>Connecting Cables (Sold Separately)</b>	See Wiring Selection Guides at the beginning of this section. See Connection Cable specifications tables at the end of this section.				See Wiring Selection Guides at the beginning of this section. See Connection Cable specifications tables at the end of this section.			
<b>Cable/Wire Clearance</b>	0.5 in (12.7 mm) Required							
<b>Mounting Restrictions</b>	None							
<b>Approvals</b>	File # E139594, UL, cUL, CE, EN 61131-2:2007							

\*Connecting cables are for internal wiring only.

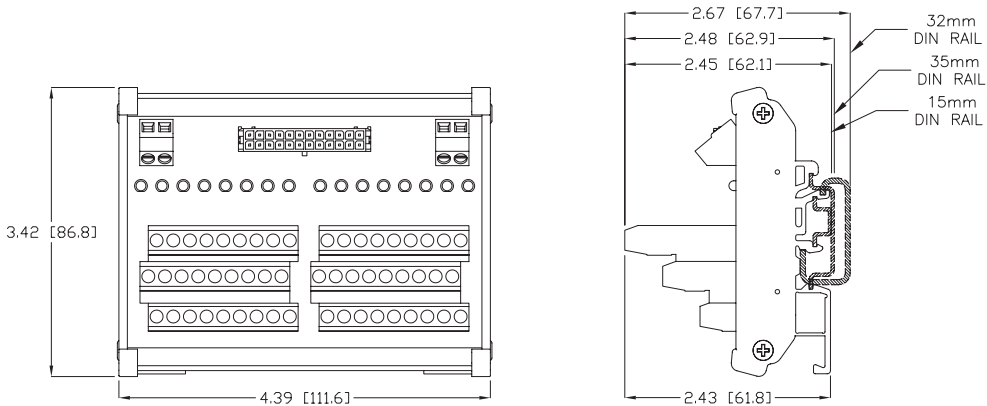


NOTE: SEE WIRING DETAILS AND DIMENSIONAL DRAWINGS ON OUR WEB SITE AT:  
<http://www.automationdirect.com/static/manuals/ziplinks/ziplinks.html>.

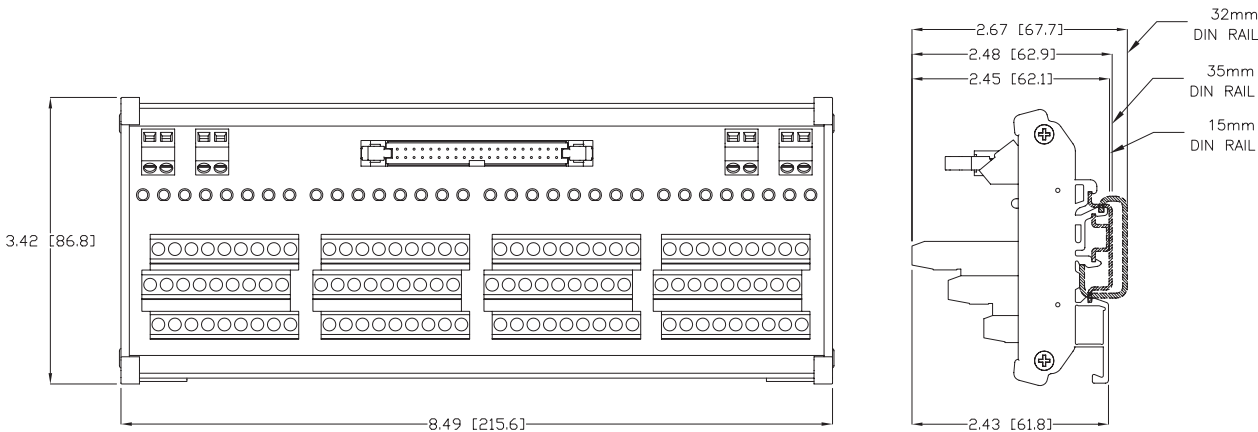


# Module Dimensions

## ZL-LTB16-24-1



## ZL-LTB32-24-1



0.098" [2.5 mm]

0.114" [2.9 mm]

All terminal block insertion point opening dimensions are the same.