

wiha Tool Sets

Tools that work for you

Pliers Tray Sets


Wiha Classic Grip Pliers Tray Sets feature soft vinyl oil and solvent-resistant hand grips for comfort and control when working in any environment. Available in 5-piece and 8-piece configurations, these sets include various pliers and cutters to handle diverse tasks. Constructed from premium quality tool steel with induction hardened jaws for superior sharpness and longevity, each tool features a manganese phosphate finish for corrosion and rust protection. The tools come conveniently stored in a soft modular foam tray with high visibility tool call-outs for easy identification and secure, space-saving storage. Wiha modular foam trays are made of durable laminated tri-layer foam and will fit in most toolboxes and pull-out tool drawers.

Features



- Available in 5-piece and 8-piece configurations for various applications
- Tray size: 1/2 drawer (15.5 x 11.0 x 1.5 in)
- Soft vinyl oil and solvent resistant grips for comfort and leverage
- Induction hardened jaws and cutting edges for superior longevity
- Manganese phosphate finish for corrosion and rust protection
- Premium quality tool steel for strength and durability
- Durable laminated tri-layer foam tray with high visibility tool call-outs
- Fits in most toolboxes and pull-out tool drawers



Clearly labeled sizes for quick identification



Elegant organization with easy-access cutouts

Pliers Tray Sets					
Part Number	Number of Pieces	Part Image	Type	Set Includes	Price
<u>WT34682</u>	8		Combination Long Nose Diagonal	(2) long nose pliers (6.3 in, 8 in), (1) BiCut SuperCut cutters 8.0 in, (1) angled diagonal cutters 8.0 in, (1) high leverage combination pliers 9.0 in, (1) cable cutters 8.0 in, (1) diagonal cutters 5.5 in, (1) mechanic's diagonal cutters 5.0 in, (1) half drawer size foam tray (15.5 x 11.0 x 1.5 in)	\$190.00
<u>WT34691</u>	5		Tongue and Groove	(3) tongue and groove adjustable pliers (7.0 in, 10.0 in, 12.0 in), (1) automatic grip tongue and groove pliers 10.0 in, (1) pliers wrench 10.25 in, (1) half drawer size foam tray (15.5 x 11.0 x 1.5 in)	\$180.00

wiha Tray Sets

Tools that work for you

Overview

Wiha modular foam tray sets provide professional-grade tool organization that maximizes efficiency and workspace optimization. Each set is housed in durable laminated tri-layer foam trays designed to fit seamlessly in most toolboxes and pull-out tool drawers. Available in multiple size configurations, these modular trays allow multiple units to fit within a single standard tool drawer—maximizing storage capacity while maintaining easy access to frequently used tools.

The soft foam construction protects tools from damage while custom-fit compartments keep each tool securely in place, preventing movement during transport or storage. High visibility tool callouts are printed directly on each tray, making it easy to identify missing tools at a glance and ensuring every tool returns to its designated location. This systematic organization reduces time spent searching for tools, improves inventory management, and creates a cleaner, more professional workspace. Whether outfitting a new toolbox or upgrading existing storage, Wiha foam tray sets deliver the organization and durability professionals demand.

Features

- Durable laminated tri-layer foam construction
- Hard shell top layer provides impact resistance and easy wipe-clean maintenance
- High visibility tool callouts printed on each tray for quick identification and inventory management
- Custom-fit compartments secure each tool in place and prevent movement during transport
- Modular foam tray system with standardized sizes fits most toolboxes and pull-out tool drawers
- Multiple size configurations available:
 - 1/8 drawer (15.5 x 6.5 x 1.25 in)
 - 1/4 drawer (11.0 x 7.75 x 1.25 in)
 - 1/2 drawer (15.5 x 11.0 x 1.5 in)
 - Full drawer (22.0 X 15.5 X 1.25 in)
- Soft foam protects tools from scratches and damage
- Space-saving design maximizes drawer capacity and accessibility



**Wipeable Hard Shell
Top Layer**

Custom-Fit Compartments



**High-Visibility Tool
Callouts**

1/8 drawer



1/4 drawer (2)



1/2 drawer



Full drawer

