

KS 71 Optical Elements Specifications

Optical Elements Technical Specifications												
Part Number	Color	Drawing Link	Description	Voltage	Current	Starting Current	Operating Temp/ Protection	Life Duration	Flash Frequency	Housing Material	Weight g [oz]	
64110000	Red	PDF	Incandescent Permanent Light Element with B15d Bayonet Socket	12-240 V Depends on bulb selection. (bulb sold separately)	Depends on bulb selection. (bulb sold separately)	-	-20 to 60°C [-4 to 140°F] IP65	up to 5,000h	-	Polycarbonate	55 [1.94]	
64120000	Green	PDF										
64130000	Yellow	PDF										
64140000	Clear	PDF										
64150000	Blue	PDF										
64410075	Red	PDF	LED Permanent Light Element	24V AC/DC	max. 30mA	max. 500mA	-20 to 50°C [-4 to 122°F] IP65	up to 100,000h	-	Polycarbonate	58 [2.05]	
64420075	Green	PDF			max. 25mA							
64430075	Yellow	PDF			max. 30mA							
64440075	Clear	PDF			max. 25mA							
64450075	Blue	PDF			max. 25mA							
64445055	Multi	PDF		24VDC	max. 120mA			up to 50,000h				63 [2.22]
64410067	Red	PDF		115VAC	max. 20mA	-	-20 to 50°C [-4 to 122°F] IP65	up to 100,000h	-	Polycarbonate	58 [2.05]	
64420067	Green	PDF										
64430067	Yellow	PDF										
64440067	Clear	PDF										
64450067	Blue	PDF										
64412055	Red	PDF	LED Flashing Light Element	24VDC	35mA	max. 500mA	-20 to 50°C [-4 to 122°F] IP65	up to 50,000h	1Hz on for 2x10 ms	Polycarbonate	75 [2.65]	
64422055	Green	PDF										
64432055	Yellow	PDF										
64442055	Clear	PDF										
64452055	Blue	PDF										
64310055	Red	PDF	Xenon Flashing Light Element	24VDC	125mA	max. 500mA	-20 to 50°C [-4 to 122°F] IP65	up to 4,000,000 flashes	1Hz on for 10 ms	Polycarbonate	73 [2.57]	
64320055	Green	PDF										
64330055	Yellow	PDF										
64340055	Clear	PDF										
64350055	Blue	PDF										
64310067	Red	PDF		115VAC	22mA	-	-20 to 50°C [-4 to 122°F] IP65	up to 4,000,000 flashes	1Hz on for 10 ms	Polycarbonate	74 [2.61]	
64320067	Green	PDF										
64330067	Yellow	PDF										
64340067	Clear	PDF										
64350067	Blue	PDF										
64411075	Red	PDF	LED Blinking Light Element	24V AC/DC	max. 30mA	max. 500mA	-20 to 50°C [-4 to 122°F] IP65	up to 100,000h	1Hz on for 550 ms	Polycarbonate	58 [2.05]	
64421075	Green	PDF			max. 25mA							
64431075	Yellow	PDF			max. 30mA							
64441075	Clear	PDF			max. 25mA							
64451075	Blue	PDF			max. 25mA							
64411067	Red	PDF		115VAC	max. 20mA	-	-20 to 50°C [-4 to 122°F] IP65	up to 100,000h	1Hz on for 550 ms	Polycarbonate	58 [2.05]	
64421067	Green	PDF										
64431067	Yellow	PDF										
64441067	Clear	PDF										
64451067	Blue	PDF										
64413075	Red	PDF	LED Rotating Light Element	24V AC/DC	max. 40mA	max. 500mA	-20 to 50°C [-4 to 122°F] IP65	up to 100,000h	120 rotations per minute	Polycarbonate	67 [2.36]	
64423075	Green	PDF										
64433075	Yellow	PDF										
64443075	Clear	PDF										
64453075	Blue	PDF										



Terminal Pin Activation of Multi-Color LED Permanent Light Element

Pin 1	Pin 2	Pin 3	Function
24V	-	-	Red
-	24V	-	Green
24V	24V	-	Yellow
-	-	24V	Blue
24V	24V	24V	White
24V	-	24V	Violet
-	24V	24V	Turquoise

Bulbs for Incandescent Permanent Optical Element

Part Number	Description	Wattage	Voltage	Life Duration
95584035	Bulb for incandescent light	5W	24VDC	up to 5,000h
95584038			230VAC	
95584057	BA15d Bayonet Socket		115VAC	



KS 71 Audible Elements Specifications

KS 71 Audible Elements Specifications			
Part Number	64580075	64580077	64585055
Price	\$58.00	\$69.00	\$116.00
Drawing Link	PDF	PDF	PDF
Description	Buzzer Element		Multi-functional Siren
Voltage	24V AC/DC	115VAC	24VDC
Current Consumption	≤ 25mA		≤ 80mA
Tone Frequency	1.7 kHz		1.6 to 3.4 kHz
Maximum Volume	85dB		100dB
Tone Type	Continuous/Pulse Selectable		Up to 7 tones externally triggered
Life Duration	> 5000h		
Operating Temperature	-4 to 122°F [-20 to 50°C]		
Weight	74g [2.61 oz]	82g [2.89 oz]	77g [2.72 oz]
Housing Material	Polycarbonate		ABS, Polycarbonate

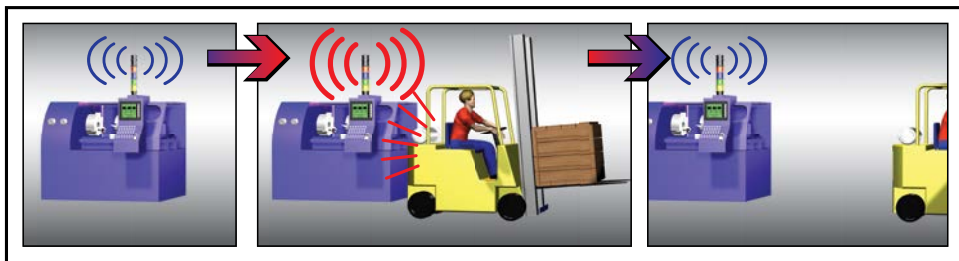
Note: Refer to insert for wiring diagram.
 Number of tones available are limited by number of elements in stack.

Siren Element with Self-Adjusting Sound Output

- Automatic sound output adjustment between 80 and 100 dB
- Sound output is about 5 dB louder than the background noise level
- Continual measurement of the ambient noise level
- Ideal for applications with changing ambient sound levels



KS 71 Self-Adjusting Siren Element				
Part Number	Price	Drawing Link	Technical Specifications	
64581055	\$152.00	PDF	Housing	Polycarbonate
			Tone type	Pulse tone
			Tone frequency	2.5 kHz
			Sound output	80dB - max. 100dB
			Operating Voltage	24VDC
			Starting Current	< 500mA
			Current consumption	≤ 150mA
			Life Duration	> 5000h
			Weight	125g [4.41 oz]
			Temperature Range	-4 to 122°F [-20 to 50°C]



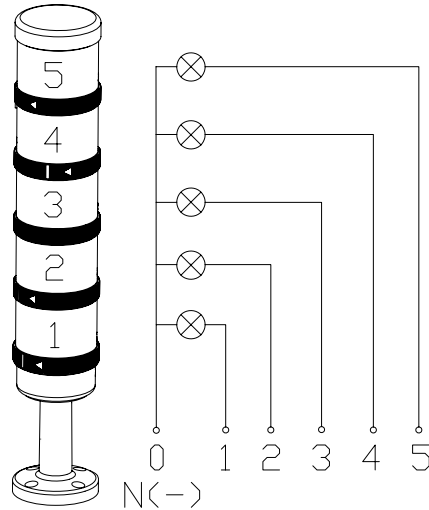
The siren element adjusts its sound output through continual measurement of the ambient noise level. The emitted tone is about 5dB louder than the background noise level. The warning signal can always be heard without being irritatingly loud for people in the siren's vicinity.

KS 71 Terminal Elements Specifications

KS 71 Terminal Element Specifications				
Part Number	<u>64082000</u>	<u>64080000</u>	<u>64083000</u>	<u>64081000</u>
Price	\$31.50	\$31.50	\$31.50	\$31.50
Drawing Link	PDF	PDF	PDF	PDF
Description	Screw terminal element with cap and seal	Screwless terminal element with cap and seal	Screw terminal element with cap	Screwless terminal element with cap
Mounting	Base and Bracket Mounting		Tube Mounting	
Connection	max. 2.5 mm ² - single wire M3 Clamps	max. 2.5 mm ² CAGE CLAMP® technology	max. 2.5 mm ² - single wire M3 Clamps	max. 2.5 mm ² CAGE CLAMP® technology
Cable Entry	Cable diameter max. 14mm [0.55 in]			
Operating Temperature	-20 to 50°C [-4 to 122°F]			
Torque	max 0.4 N·m	-	max 0.4 N·m	-
Gauge	AWG 18 to AWG 14			
Weight	83g [2.93 oz]	75g [2.65 oz]	84g [2.96 oz]	77g [2.72 oz]
Housing Material	Polyamide Glass Fiber-Reinforced			









Screw terminal element
M3 clamps
(including cap)










64080000

Terminal element with
CAGE CLAMP® technology
(including cap and seal)

KS 71 Mounting Hardware Specifications

KS 71 Mounting Hardware Specifications							
Part Number	Price	Description	Drawing Link	Operating Temp	Material	Weight g [oz]	
	97584510	\$13.50	Tube, 100 mm [3.94 in]	PDF	-20 to 50°C [-4 to 122°F]	Anodized Aluminum	30 [1.06]
	97584025	\$17.00	Tube, 250 mm [9.84 in]	PDF			73 [2.57]
	97584040	\$22.50	Tube, 400 mm [15.75 in]	PDF			120 [4.23]
	97584060	\$30.00	Tube, 600 mm [23.62 in]	PDF			180 [6.35]
	97584080	\$38.50	Tube, 800 mm [31.49 in]	PDF			236 [8.32]
	97584003	\$52.00	Tube, 1000 mm [39.37 in]	PDF			296 [10.44]
	96000018	\$56.00	Tube with clamp	PDF	-	Polyamide Tube Steel Clamp	175 [6.17]
	97584010	\$28.00	Base with integrated tube	PDF	-20 to 50°C [-4 to 122°F]	Polyamide Glass-Reinforced	63 [2.22]
	97584090	\$14.50	Plastic base for 25mm [0.98 in] diameter tube	PDF	-20 to 50°C [-4 to 122°F]	Polyamide Glass-Reinforced	40 [1.41]
	97584091	\$22.50	Metal base for 25mm [0.98 in] diameter tube	PDF	-20 to 50°C [-4 to 122°F]	Anodized Aluminum	110 [3.88]
	96000031	\$9.50	Plastic tube for foldaway base	PDF	-20 to 50°C [-4 to 122°F]	Polythylene	13 [0.46]

KS 71 Brackets & Contact Boxes Specifications

Brackets & Contact Boxes Technical Specifications						
Part Number	Price	Description	Drawing Link	Temp. Range	Material	Weight g [oz]
 <u>97584001</u>	\$20.00	Contact box with side cable exit, with mounting material	<u>PDF</u>	-30 to 60°C [-22 to 140°F]	Polyamide	71 [2.50]
 <u>97584004</u>	\$55.00	Contact box with magnetic base and side cable exit	<u>PDF</u>	-30 to 60°C [-22 to 140°F]	Polyamide	316 [11.15]
 <u>97584085</u>	\$15.00	Bracket for 1-sided mounting, including rubber seals	<u>PDF</u>	-20 to 60°C [-4 to 140°F]	Polyamide	78 [2.75]
 <u>97584086</u>	\$17.00	Bracket for 2-sided mounting, including rubber seals	<u>PDF</u>	-20 to 60°C [-4 to 140°F]	Polyamide	76 [2.68]
 <u>96000001</u>	\$18.00	Bracket for base mounting with cable gland	<u>PDF</u>	-20 to 50°C [-4 to 122°F]	Polyamide	57 [2.01]
 <u>96000002</u>	\$18.00	Bracket for surface mounting with cable gland	<u>PDF</u>	-20 to 50°C [-4 to 122°F]	Polyamide	40 [1.41]
 <u>96000014</u>	\$22.00	Bracket for base mounting with concealed cable entry, including rubber seals	<u>PDF</u>	-20 to 50°C [-4 to 122°F]	Polyamide	80 [2.82]

Foldaway Base for KS 71 and KS 50

Features

- The signal tower can be folded away while still connected
- Minimizes packaging costs and optimizes machine transportation
- Simple mounting and cable entry – for up to 14 mm diameter cables
- Vertical alignment of signal towers even on sloping surfaces
- Positioning in 7.5° steps, markings for 30, 45, 60, or 90 degrees

Foldaway Base for KS 71 and KS 50				
Part Number	Price	Drawing Link	Technical Specifications	
96000030	\$60.00	PDF	Material	Polyamide Glass Fiber-Reinforced
			Cable Diameter	Max. 14mm [0.55 in]
			Assembly	Includes rubber seals
			Fixing	Vertical or horizontal positioning
			Weight	165g [5.82 oz]



KS 71 Adapters Specifications

KS 71 Adapters Specifications					
Part Number	Price	Drawing Link	Description	Temperature Range	Weight g [oz]
96000004	\$6.00	PDF	Cable gland for surface mounting	-20 to 50°C [-4 to 122°F]	10 [0.35]
96000025	\$56.00	PDF	Adapter for single hole mounting	-20 to 50°C [-4 to 122°F]	165 [5.82]
97584002	\$10.50	PDF	Adapter for tube mounting	-20 to 50°C [-4 to 122°F]	81 [2.86]



[96000004](#)



[96000025](#)



[97584002](#)

Configuring Your KombiSIGN 71 Stack Light

STEP 1

Select the required optical elements for your application



Optical Signal Elements

- Incandescent Permanent Light
- LED Permanent Light
- LED Flashing Light
- LED Blinking Light
- LED Rotating Light
- Xenon Flashing Light

Audible Signal Elements

- Buzzer Element
- Siren Element

STEP 2

Select the optional audible elements for your application

Plain Base Mount **Tube Base Mount**




STEP 3

Select the correct terminal element for your mounting option (includes cap)

 Screw terminal Order no. 64082000	 CAGE CLAMP® terminal Order no. 64080000	 Screw terminal Order no. 64083000	 CAGE CLAMP® terminal Order no. 64081000
---	---	---	---

STEP 4

Where appropriate, select a base and the desired tube length (only for tube mounting)


 Tube with clamp Order no. 96000018	 Adapter for single hole mounting Order no. 96000025	 Base with integrated tube Order no. 97584010	<p>Tube Ø 25 mm, all anodized</p> <p>Order no.</p> <p>100 mm long 97584510</p> <p>250 mm long 97584025</p> <p>400 mm long 97584040</p> <p>600 mm long 97584060</p> <p>800 mm long 97584080</p> <p>1000 mm long 97584003</p> <p>Base for Tube, plastic Order no. 97584090</p> <p>Base for Tube, metal Order no. 97584091</p> <p>Foldaway Base Order no. 96000030</p> <p>Tube Ø 25 mm, plastic, only for Foldaway Base, 45 mm long Order no. 96000031</p>
--	---	---	---

STEP 5

Where appropriate, select the bracket and the contact box.

 Contact box with side cable exit Order no. 97584001	 Bracket for base mounting Order no. 96000002	 Contact box with side cable exit Order no. 97584001	 Contact box with magnetic base and side cable exit Order no. 97584004
 Bracket for 1-sided mounting Order no. 97584085	 Bracket for 2-sided mounting Order no. 97584086	 Bracket for base mounting with concealed cable entry Order no. 96000014	 Bracket for tube mounting Order no. 96000001

KS 71 Elements Quick Selection Guide

STEP 1 - Optical Elements Quick Selection Guide										
Type of Light	Part Number	Color	Operating Voltage	Price	Type of Light	Part Number	Color	Operating Voltage	Price	
Incandescent Permanent*	64110000	Red	Depends on bulb selection (bulb sold separately)	\$24.00	Xenon Flashing Light	64310055	Red	24VDC	\$115.00	
	64120000	Green		\$24.00		64320055	Green		\$115.00	
	64130000	Yellow		\$24.00		64330055	Yellow		\$115.00	
	64140000	Clear		\$24.00		64340055	Clear		\$115.00	
	64150000	Blue		\$24.00		64350055	Blue		\$115.00	
Incandescent Bulbs	95584035		24V AC/DC	\$8.75		64310067	Red	115VAC	\$100.00	
	95584038		230VAC	\$8.75		64320067	Green		\$100.00	
	95584057		115V AC/DC	\$8.75		64330067	Yellow		\$100.00	
LED Permanent	64410075	Red	24V AC/DC	\$58.00		64340067	Clear		24V AC/DC	\$100.00
	64420075	Green		\$58.00		64350067	Blue			\$100.00
	64430075	Yellow		\$58.00	64411075	Red	\$77.00			
	64440075	Clear		\$89.00	64421075	Green	\$77.00			
	64450075	Blue		\$89.00	64431075	Yellow	\$77.00			
	64445055**	Multi	24VDC	\$233.00	64441075	Clear	\$101.00			
	64410067	Red	115VAC	\$69.00	64451075	Blue	\$101.00			
	64420067	Green		\$69.00	64411067	Red	\$80.00			
	64430067	Yellow		\$69.00	64421067	Green	\$80.00			
	64440067	Clear		\$101.00	64431067	Yellow	\$80.00			
64450067	Blue	\$101.00		64441067	Clear	\$112.00				
LED Flashing Light	64412055	Red	24VDC	\$140.00	64451067	Blue	\$112.00			
	64422055	Green		\$140.00	64413075	Red	\$129.00			
	64432055	Yellow		\$140.00	64423075	Green	\$129.00			
	64442055	Clear		\$219.00	64433075	Yellow	\$129.00			
	64452055	Blue		\$219.00	64443075	Clear	\$199.00			
					64453075	Blue	\$199.00			

* Bulbs are required for permanent incandescent optical element.
 ** The multicolor element can be combined with up to 2 additional signal elements.

STEP 2 - Audible Elements Selection

Part Number	Description	Voltage	Tone Frequency	Max. Volume @ 1m	Price
64580075	Buzzer element	24V AC/DC	1.75 kHz	85dB	\$58.00
64580077		115VAC			\$69.00
64585055	Multi-functional siren, external trigger	24VDC	1.6 / 3.4 kHz	100dB	\$116.00
64581055	Siren element with self-adjusting sound output	24VDC	2.5 kHz	100dB	\$152.00

STEP 5 - Contact Boxes & Brackets Selection

Mounting Option	Part Number	Description	Price
Plain Base Mount	97584001	Contact box with side exit cable	\$20.00
	96000002	Bracket for base mounting	\$18.00
	97584085	Bracket for 1-sided mounting	\$15.00
	97584086	Bracket for 2-sided mounting	\$17.00
Tube Base Mount	97584001	Contact box with side exit cable	\$20.00
	97584004	Contact box w/ magnetic base and side cable exit	\$55.00
	96000014	Bracket for base mounting w/ concealed cable entry	\$22.00
	96000001	Bracket for tube mounting	\$18.00

STEP 3 - Terminal Elements Selection

Part Number	Description	Mounting	Price
64082000	Screw terminal with M3 clamps	base bracket	\$31.50
64080000	Terminal element with CAGE CLAMP® technology		\$31.50
64083000	Screw terminal with M3 clamps	tube	\$31.50
64081000	Terminal element with CAGE CLAMP® technology		\$31.50

STEP 4 - Tube Mounting/Accessories Selection

Part Number	Description	Price
97584510	Anodized tube, 100mm [3.94 in] long	\$13.50
97584025	Anodized tube, 250mm [9.84 in] long	\$17.00
97584040	Anodized tube, 400mm [15.75 in] long	\$22.50
97584060	Anodized tube, 600mm [23.62 in] long	\$30.00
97584080	Anodized tube, 800mm [31.49 in] long	\$38.50
97584003	Anodized tube, 1000mm [39.37 in] long	\$52.00
96000018	Tube with clamp	\$56.00
96000025	Adapter for single-hole mounting	\$56.00
97584010	Base with integrated tube	\$28.00
97584090	Plastic base for 25mm [0.98 in] diameter tube	\$14.50
97584091	Metal base for 25mm [0.98 in] diameter tube	\$22.50
96000031	Plastic tube for foldaway base	\$9.50
97584002	Adapter for tube mounting	\$10.50
96000004	Cable gland for surface mounting	\$6.00
96000030	Foldaway base	\$60.00