


ViewMarq 4-Line Message Displays


Description

ViewMarq models MD4-0412T and MD4-0424T are 4-line, tri-color, 9.5-inch maximum character size LED message displays. Model MD4-0412T is a 4-line x 12 character display. Model MD4-0424T is a 4-line x 24 character display. Each supports red, amber and green characters, embedded string and numeric variables and scrolling (right, left, up and down). There are (1) RS-232 port, (1) RS-485 port and (1) 10/100 BaseT Ethernet port for configuration and external message control. They support serial ASCII, Modbus RTU, and Modbus TCP protocols. The extruded aluminum housing is NEMA 4 / NEMA 12 (Indoor only) rated. They are UL 508 listed and CE marked. Included are wall mount and chain mount bracket assemblies, 1/2 and 3/4 inch cable glands for input wiring and one seven foot Ethernet patch cable. The required configuration software (MD-PGMSW) can be downloaded for free or purchased on CD.



MD4-0412T

\$916.00



MD4-0424T

\$1,551.00

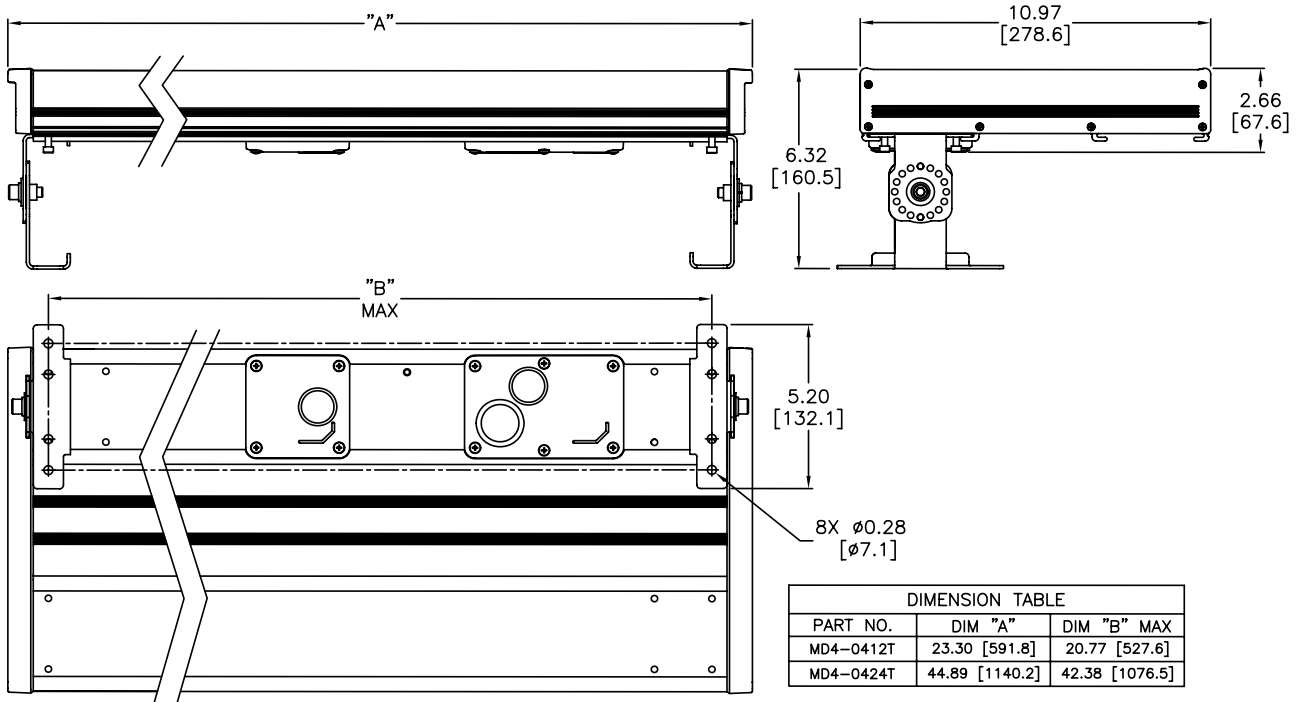
Features

- Low power consumption, high-efficiency switch mode power supply
- Wall mount / cabinet top mount and chain mount - brackets included.
- Free, easy-to-use configuration software package
- The display is fully configurable through the ViewMarq software for ease of use.
- Messages can be sent by an ASCII serial string or through Modbus RTU or Modbus TCP.
- Serial RS-232/485 and Ethernet Modbus TCP communications can be used at the same time.
- Store and trigger up to 200 messages



Dimensions

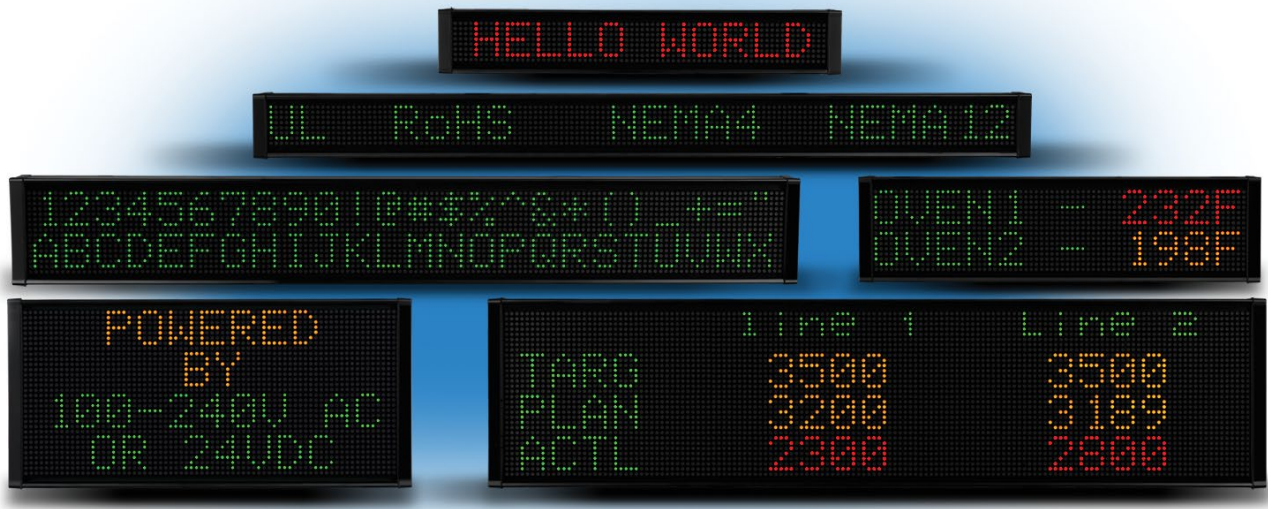
Units: inches [mm]



ViewMarq Message Displays Specifications

ViewMarq 4-Line Message Displays Specifications		
Part Number	MD4-0412T	MD4-0424T
Description	4 Line X 12 Characters	4 Line X 24 Characters
Display		
• Type	LED matrix: Tri-color (Green, Red, Amber)	
• LED Life	100,000 hours	
• LED Pitch	0.19 in [5 mm]	
• Center to Center Spacing of each LED	0.27 in [7 mm]	
• Number of Lines	4 (Based on 5 x 7 pixel sized characters)	
• Text Height	1.25 in, 2 in, 4 in, 6 in, 8 in (Depends on character set selected)	
• Character Set	Printable ASCII	
• Approximate Viewing Distance	400 ft	
AC Electrical		
• Input Voltage	100-240 VAC (+10% / -15%), 50 / 60 Hz	
• Maximum Current	2A	2A
• Power Consumption (MAX)	74W	123W
• Maximum Inrush Current (Cold and Hot)	24A	9.5A
• Input Fuse Protection (Internal)	Yes (not user replaceable)	
• Output Protection for Overcurrent, Over Voltage and Over Temperature	Yes – Self Resetting	
• Insulation Resistance	> 10 MOhms @ 500 VAC	
DC Electrical		
• Input Voltage	24 VDC (+10% / -15%)	
• Maximum Current	3.5A	4A
• Maximum Inrush Current (Cold and Hot)	10.5A	12A
• Input Fuse Protection (Internal)	Yes (not user replaceable)	
• Reverse Polarity Protection	Yes	
Communication		
• Serial Communications	Serial RS-232, RS-485 both ASCII and Modbus, 2400 – 38.4KB - Slave only	
• Ethernet Communications	Modbus TCP, 10/100BaseT - Server only	
Dimensions / Weight		
• Enclosure Approximate Weight	12.1 lbs [5.5 kg]	22.5 lbs [10.2 kg]
Environmental		
• Storage Temperature	-30 to +85 °C (-22 to +185 °F)	
• Operating Temperature	0 to 60 °C (32 to +140 °F)	
• Humidity	5 – 95% non-condensing	
• Enclosure Ratings	NEMA 12 indoor only, NEMA 4 indoor only	
• Vibration	IEC 60068-2-6 (Test Fc)	
• Shock	IEC 60068-2-27 (Test Ea)	
• Noise Immunity	EN61131-2:2007	
• Agency Approvals	UL508 (E157382), NEMA 4, NEMA 12, RoHS, REACH CE (EN61131-2:2007) - Pollution Degree 2, Overvoltage Category II	

ViewMarq Message Displays



Overview

ViewMarq is an LED Message Display utilizing the latest LED and communications technologies for industry. It utilizes both serial and Ethernet communications. The display can be connected to a PLC or any device capable of sending serial ASCII, Modbus RTU, or Modbus TCP communications. It can accept commands over Modbus and Modbus TCP, or serial ASCII.

Applications

The ViewMarq is used to display real time factory floor data or to display PLC triggered messages. The message display is controlled by any of the following:

- ASCII input strings through the RS-232 or RS-485 port
- Modbus RTU messages through the RS-232 or RS-485 port
- Modbus TCP messages through the Ethernet port

Features

- Low power consumption, high-efficiency switch mode power supply
- Wall mount / cabinet top mount and chain mount - brackets included
- Free, easy-to-use configuration software package
- The display is fully configurable through the ViewMarq software for ease of use.
- Messages can be sent by an ASCII serial string or through Modbus RTU or Modbus TCP
- Store and trigger up to 200 messages

Compliances

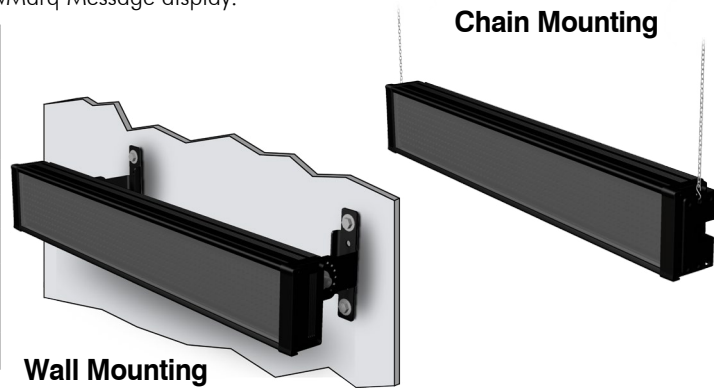
- UL508, file number E157382
- CE
- NEMA 12 - Indoor use
- NEMA 4 - Indoor use
- RoHS

ViewMarq Message Display Mounting Options

Mounting Options

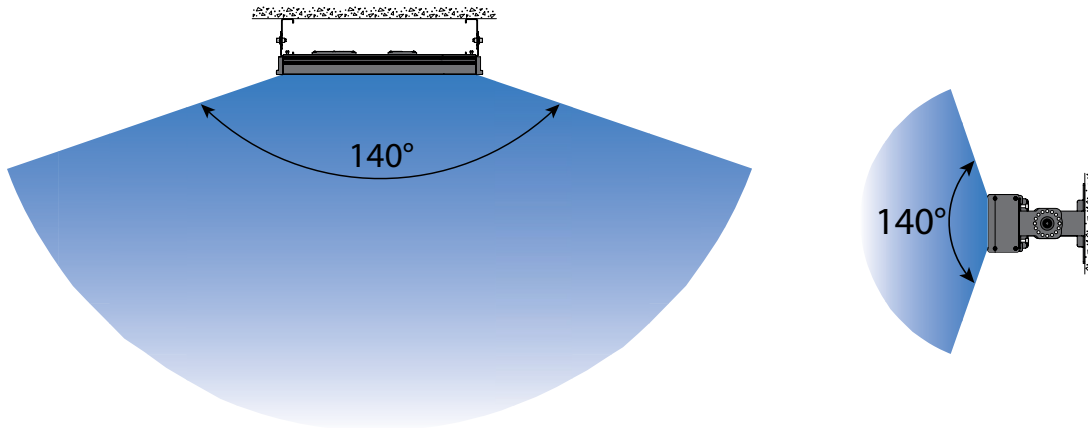
Two sets of mounting brackets are included with each ViewMarq Message display.

ViewMarq LED Display Mounting Specifications			
Part Numbers	Weight	Weight with Wall Mount Brackets	Weight with Chain Mount Brackets
MD4-0112T	4.9 lbs (2.2 kg)	6.1 lbs (2.8 kg)	5.4 lbs (2.5 kg)
MD4-0124T	9.0 lbs (4.1 kg)	10.2 lbs (4.6 kg)	9.6 lbs (4.4 kg)
MD4-0212T	7.3 lbs (3.3 kg)	8.5 lbs (3.9 kg)	7.8 lbs (3.5 kg)
MD4-0224T	13.1 lbs (6.0 kg)	14.3 lbs (6.5 kg)	13.6 lbs (6.2 kg)
MD4-0412T	12.1 lbs (5.5 kg)	13.3 lbs (6.0 kg)	12.6 lbs (5.7 kg)
MD4-0424T	22.5 lbs (10.2 kg)	23.7 lbs (10.8 kg)	23.0 lbs (10.5 kg)



Viewing Angle

The ViewMarq display should be mounted for the optimum viewing angle.



Viewing Distances

ViewMarq Message Displays Viewing Distances			
Part Numbers	Font Size	Minimum Recommended Viewing Distance	Maximum Recommended Viewing Distance
MD4-0112T MD4-0124T MD4-0212T MD4-0224T MD4-0412T MD4-0424T	1-1/4 in	6 ft (1.8m)	60 ft (18m)
MD4-0112T MD4-0124T MD4-0212T MD4-0224T MD4-0412T MD4-0424T	2 in	10 ft (3.0m)	100 ft (31m)
MD4-0212T MD4-0224T MD4-0412T MD4-0424T	4 in	20 ft (6.1m)	200 ft (61m)
MD4-0412T MD4-0424T	6 in	20 ft (6.1m)	300 ft (91m)
MD4-0412T MD4-0424T	8 in	20 ft (6.1m)	400 ft (122m)
MD4-0412T MD4-0424T	10 in	20 ft (6.1m)	500 ft (152m)

ViewMarq Message Display Replacement Parts

The optional replacement parts can be used to replace damaged, worn or lost ViewMarq message display components.

Replacement parts at a glance:

ViewMarq Message Display Replacement Parts		
Part Number	Description	Price
MD-BRK-1	Replacement wall mounting bracket assemblies for ViewMarq message display units, 2 per pack	\$36.00
MD-BRK-2	Replacement chain mount brackets for ViewMarq message display units, 2 per pack	\$18.00
MD-TERM-SET	Replacement terminal block set for ViewMarq message display units. Includes (1) 2-terminal DC power connector, (1) 3-terminal AC power connector, (1) 10-terminal connector (future), and (1) 6-terminal serial communications connector.	\$16.00
MD-PWR-COV	Replacement power connection cover for ViewMarq message display units. Includes (1) cover and (1) 1/2 inch NPT cable gland.	\$38.00
MD-COM-COV	Replacement communications cover for ViewMarq message display units. Includes (1) cover and (3) 1/2 inch NPT cable glands and (1) 3/4 inch NPT cable gland and 6mm and 10mm hole plugs.	\$16.00


Wall Mount Bracket
Part No. MD-BRK-1



Chain Mount Brackets
Part No. MD-BRK-2



Terminal Block Set
Part No. MD-TERM-SET



Power Back Cover w/ Cable Gland
Part No. MD-PWR-COV



Communication Back Cover w/ Cable Glands
Part No. MD-COM-COV



