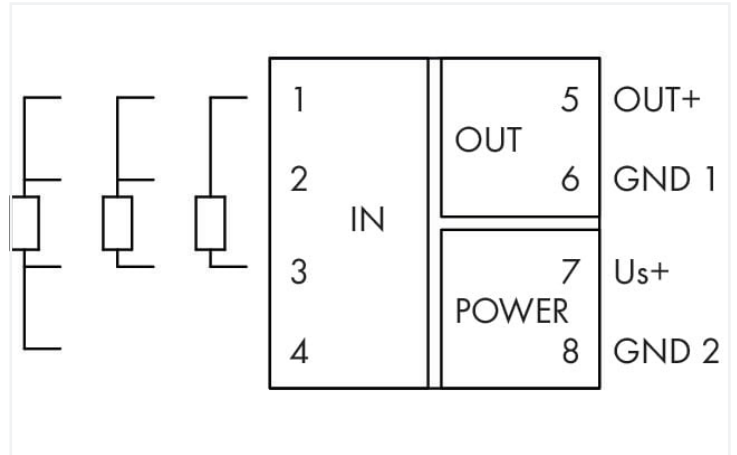



Data Sheet | Item Number: 857-800

Temperature signal conditioner for RTD sensors; Current and voltage output signal; Configuration via DIP switch; Supply voltage: 24 VDC; 6 mm module width; light gray



<https://www.wago.com/857-800>



Color: ■ light gray

857-800
DIP Switch Adjustability

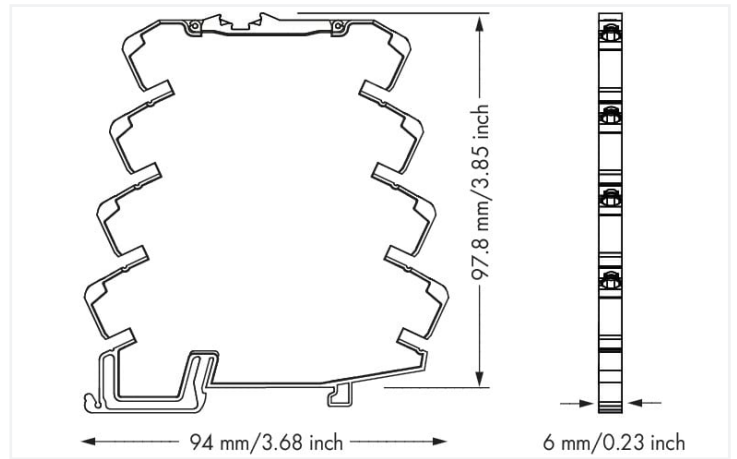
DIP Switch S1

Wire Connection	Sensor Type	Output Signal	Measurement Range Underflow	Measurement Range Overflow	Wire Break	Short Circuit
1 2 3 4 5	PT100 PT200 PT500 PT1000 1 kΩ 4.5 kΩ	4...20 mA 0...10 mA 2...10 mA 0...10 V 2...10 V 0...5 V 1...5 V	Lower limit of output range -18%	Upper limit of output range +2.5%	Upper limit of output range +5%	Lower limit of output range

DIP Switch S2

Start Temperature		End Temperature									
1	2	3	4	5	6	7	8	9	10	11	12
-200	-238									75	167
										80	176
										85	185
										90	194
										95	203
										100	212
										110	230
										120	248
										130	266
										140	284
										150	302
										160	320
										170	338
										180	356
										190	374
										200	392
										210	410
										220	428
										230	446
										240	464
										250	482
										260	500
										270	518
										280	536
										290	554
										300	572
										310	590
										320	608
										330	626
										340	644
										350	662
										360	680
										370	698
										380	716
										390	734
										400	752
										410	770
										420	788
										430	806
										440	824
										450	842
										460	860
										470	878
										480	896
										490	914
										500	932
										510	950
										520	968
										530	986
										540	1004
										550	1022
										560	1040
										570	1058
										580	1076
										590	1094
										600	1112
										610	1130
										620	1148
										630	1166
										640	1184
										650	1202
										660	1220
										670	1238
										680	1256
										690	1274
										700	1292
										710	1310
										720	1328
										730	1346
										740	1364
										750	1382
										760	1400
										770	1418
										780	1436
										790	1454
										800	1472
										810	1490
										820	1508
										830	1526
										840	1544
										850	1562

The minimum distance from the start temperature to the end temperature may not fall short of 50K degrees on the Celsius (C) scale or 122K degrees on the Fahrenheit (F) scale.



Dimensions in mm

Short description:

WAGO's temperature signal conditioner records Pt100, Pt200, Pt500, and Pt1000 sensors, as well as resistors up to 4.5 kOhm, converting the temperature signal into a standard analog signal at the output. **Features:**

- For Pt100, Pt200, Pt500 and Pt1000 sensors, as well as resistors up to 4.5 kOhm
- 2-, 3- and 4-wire connection technology
- Calibrated measurement range switching
- Detects a sensor wire break/short circuit
- Detects measurement range underflow/overflow
- Clipping capability for analog signal limitation to output end values
- 3-way electrical isolation with 2.5 kV test voltage

Technical data	
Configuration	
Configuration options	DIP switch
Input	
Input signal type	Pt sensors Resistance

Input (RTD sensors)

Sensor types (RTD)	Pt100 Pt200 Pt500 Pt1000
Sensor connection	2-wire; 3-wire; 4-wire (switchable)
Sensor power supply (RTD) max.	≤ 0.5 mA
Temperature measurement range (RTD)	-200 ... 850 °C

Input (resistors)

Input range (resistor)	0 ... 1 kΩ; 0 ... 4.5 kΩ
------------------------	--------------------------

Output (analog)

Output signal type	Current Voltage
Output signal (voltage)	0 ... 5 V 1 ... 5 V 0 ... 10 V 2 ... 10 V
Output signal (current)	0 ... 10 mA 2 ... 10 mA 0 ... 20 mA 4 ... 20 mA
Load impedance (voltage output)	≥ 2 kΩ
Load impedance (current output)	≤ 600 Ω

Signal processing

Step response (typ.)	180 ms (2-wire) 360 ms (3-wire)
----------------------	------------------------------------

Measurement error

Transmission error (typ.)	≤ 0.1 % at full measurement span
Transmission error for the set measurement range	≤ ((10 K/set measurement range [K]) + 0.1) %
Temperature coefficient	≤ 0.02 %/K

Power supply

Power supply type	24 VDC
Nominal supply voltage U_S	DC 24 V
Supply voltage range	±30 %
Current consumption at nominal supply voltage	≤ 40 mA

Safety and protection

Protection type	IP20
-----------------	------

Test voltage

Test voltage (input/output/supply)	AC 2.5 kV; 50 Hz; 1 min
------------------------------------	-------------------------

Connection data

Connection technology	Push-in CAGE CLAMP®
Solid conductor	0.08 ... 2.5 mm ² / 28 ... 14 AWG
Fine-stranded conductor	0.34 ... 2.5 mm ² / 22 ... 14 AWG
Strip length	9 ... 10 mm / 0.35 ... 0.39 inches

Physical data

Width	6 mm / 0.236 inches
Height	94 mm / 3.701 inches
Depth from upper-edge of DIN-rail	97.8 mm / 3.85 inches

Mechanical data

Mounting type	DIN-35 rail
---------------	-------------

Material data

Color	light gray
Insulation material (main housing)	Polyamide (PA66)
Flammability class per UL94	V0
Fire load	0.363 MJ
Weight	35.3 g

Environmental requirements

Ambient temperature (operation)	-25 ... +70 °C
Ambient temperature (storage)	-40 ... +85 °C
Relative humidity	5 ... 95 % (no condensation permissible)
Operating altitude (max.)	2000 m

Standards and specifications

Conformity marking	CE
EMC immunity to interference	EN 61000-6-2
EMC emission of interference	EN 61000-6-4
Standards/specifications	DNV

Commercial data

Product Group	6 (INTERFACE ELECTRONIC)
eCl@ss 10.0	27-21-01-29
eCl@ss 9.0	27-20-02-06
ETIM 9.0	EC002919
ETIM 8.0	EC002919
PU (SPU)	1 pcs
Packaging type	Bag
Country of origin	DE
GTIN	4045454470128
Customs tariff number	85437090300

Environmental Product Compliance

CAS-No.	1303-86-2 1317-36-8 7439-92-1 75980-60-8 79-94-7
REACH Candidate List Substance	2,2',6,6'-tetrabromo-4,4'-isopropylidenediphenol Diboron trioxide Lead Lead monoxide Phosphine oxide, diphenyl(2,4,6-trimethylbenzoyl)-
RoHS Compliance Status	Compliant,With Exemption
RoHS Exemption	6(c) 7(a) 7(c)-I 7(c)-II
SCIP notification number (Austria)	18d0a87d-bb35-4b42-bba2-e1971d4739b1
SCIP notification number (Belgium)	1f2fe9d0-536a-4644-aa00-574d7a086709
SCIP notification number (Bulgaria)	6eb8b90b-e755-4cdf-9d9f-85f513b2f530
SCIP notification number (Czech Republic)	03108352-4dba-454f-a6f1-d4e09f8cc18d
SCIP notification number (Denmark)	26a58e4c-5504-4e78-9b49-eb746565ddd1
SCIP notification number (Finland)	4e48f299-96d8-4f28-9c0f-d3b571642d51

Environmental Product Compliance

SCIP notification number (France)	13292952-78df-4879-8c6e-21dcd8da9daf
SCIP notification number (Germany)	4f8414b3-3970-470e-8a6d-e6b490c7716a
SCIP notification number (Hungary)	c7c0edf4-0baa-4704-bf79-5e09253a732b
SCIP notification number (Italy)	63af3c96-c94e-457c-94e9-0491f5c3e31f
SCIP notification number (Netherlands)	fe840f60-0242-44fe-9a9d-212ece7599cf
SCIP notification number (Poland)	ea6a54b1-1413-4f99-b8a2-510158b8a5d9
SCIP notification number (Romania)	202d51cb-6c22-4e4c-a67c-2542b8e82bd1
SCIP notification number (Sweden)	95ed46b3-c0f7-472f-987f-304709c7024f

Approvals / Certificates

General approvals **Declarations of conformity and manufacturer's declarations**



Approval	Standard	Certificate Name
EAC GZO Almaty Standart	TP TC 020/2011	EAC CoC 03081
UL Underwriters Laboratories Inc. (ORDINARY LOCATIONS)	UL 508	E175199 Sec.4

Approval	Standard	Certificate Name
EU-Declaration of Conformity WAGO GmbH & Co. KG	-	-

Approvals for marine applications

Approvals for hazardous areas



Approval	Standard	Certificate Name
BV Bureau Veritas S.A.	Rules for class. of Steel Ships	40179_B0
DNV DNV Germany GmbH	DNV-CG-0339, Aug. 2021	TAA00001D1



Approval	Standard	Certificate Name
CCC CNEX	CNCA-C23-01	2020312310000210 (Ex ec IIC T4 Gc)
IECEx TUEV Nord Cert GmbH	-	IECEX TUN14.0030X
UKEx WAGO GmbH & Co. KG	EN 60079-0	WAGO22UKEX004X
UL Underwriters Laboratories Inc. (HAZARDOUS LOCATIONS)	ANSI/ISA 12.12.01	E198726

Downloads

Environmental Product Compliance

Compliance Search

Environmental Product Compliance 857-800

Documentation

Manual	
WAGO Temperature Signal Conditioners	↓

Bid Text			
857-800	19.02.2019	xml 5.96 KB	↓
857-800	20.02.2019	docx 16.85 KB	↓

Instruction Leaflet			
CCC Ex (Additional information)	26.04.2023	pdf 140.99 KB	↓
Messumformer und Trennverstärker		pdf 2194.14 KB	↓

CAD/CAE-Data

CAD data	
2D/3D Models 857-800	↓

CAE data	
EPLAN Data Portal 857-800	↓
WSCAD Universe 857-800	↓
ZUKEN Portal 857-800	↓

1 Compatible Products

1.1 Optional Accessories

1.1.1 Installation

1.1.1.1 Mounting accessories



Item No.: 249-117

Screwless end stop; 10 mm wide; for DIN-rail 35 x 15 and 35 x 7.5; gray

Item No.: 249-197

Screwless end stop; 14 mm wide; for DIN-rail 35 x 15 and 35 x 7.5; gray

Item No.: 249-116

Screwless end stop; 6 mm wide; for DIN-rail 35 x 15 and 35 x 7.5; gray

1.1.2 Interface module

1.1.2.1 Interface adapters



Item No.: 857-980

Interface adapter; 16-pole; analog

1.1.3 Jumper

1.1.3.1 Jumper



[Item No.: 281-482](#)

Jumper; 2-way; insulated; gray



[Item No.: 859-410/000-006](#)

Jumper; for jumper slot; 10-way; insulated; blue



[Item No.: 859-410](#)

Jumper; for jumper slot; 10-way; insulated; light gray



[Item No.: 859-410/000-005](#)

Jumper; for jumper slot; 10-way; insulated; red



[Item No.: 859-410/000-029](#)

Jumper; for jumper slot; 10-way; insulated; yellow



[Item No.: 859-402/000-006](#)

Jumper; for jumper slot; 2-way; insulated; blue



[Item No.: 859-402](#)

Jumper; for jumper slot; 2-way; insulated; light gray



[Item No.: 859-402/000-005](#)

Jumper; for jumper slot; 2-way; insulated; red



[Item No.: 859-402/000-029](#)

Jumper; for jumper slot; 2-way; insulated; yellow



[Item No.: 859-403/000-006](#)

Jumper; for jumper slot; 3-way; insulated; blue



[Item No.: 859-403](#)

Jumper; for jumper slot; 3-way; insulated; light gray



[Item No.: 859-403/000-005](#)

Jumper; for jumper slot; 3-way; insulated; red



[Item No.: 859-403/000-029](#)

Jumper; for jumper slot; 3-way; insulated; yellow



[Item No.: 859-404/000-006](#)

Jumper; for jumper slot; 4-way; insulated; blue



[Item No.: 859-404](#)

Jumper; for jumper slot; 4-way; insulated; light gray



[Item No.: 859-404/000-005](#)

Jumper; for jumper slot; 4-way; insulated; red



[Item No.: 859-404/000-029](#)

Jumper; for jumper slot; 4-way; insulated; yellow



[Item No.: 859-405/000-006](#)

Jumper; for jumper slot; 5-way; insulated; blue



[Item No.: 859-405](#)

Jumper; for jumper slot; 5-way; insulated; light gray



[Item No.: 859-405/000-005](#)

Jumper; for jumper slot; 5-way; insulated; red



[Item No.: 859-405/000-029](#)

Jumper; for jumper slot; 5-way; insulated; yellow



[Item No.: 859-406/000-006](#)

Jumper; for jumper slot; 6-way; insulated; blue



[Item No.: 859-406](#)

Jumper; for jumper slot; 6-way; insulated; light gray



[Item No.: 859-406/000-005](#)

Jumper; for jumper slot; 6-way; insulated; red



[Item No.: 859-406/000-029](#)

Jumper; for jumper slot; 6-way; insulated; yellow



[Item No.: 859-407/000-006](#)

Jumper; for jumper slot; 7-way; insulated; blue



[Item No.: 859-407](#)

Jumper; for jumper slot; 7-way; insulated; light gray



[Item No.: 859-407/000-005](#)

Jumper; for jumper slot; 7-way; insulated; red



[Item No.: 859-407/000-029](#)

Jumper; for jumper slot; 7-way; insulated; yellow



[Item No.: 859-408/000-006](#)

Jumper; for jumper slot; 8-way; insulated; blue



[Item No.: 859-408](#)

Jumper; for jumper slot; 8-way; insulated; light gray



[Item No.: 859-408/000-005](#)

Jumper; for jumper slot; 8-way; insulated; red



[Item No.: 859-408/000-029](#)

Jumper; for jumper slot; 8-way; insulated; yellow



[Item No.: 859-409/000-006](#)

Jumper; for jumper slot; 9-way; insulated; blue



[Item No.: 859-409](#)

Jumper; for jumper slot; 9-way; insulated; light gray



[Item No.: 859-409/000-005](#)

Jumper; for jumper slot; 9-way; insulated; red



[Item No.: 859-409/000-029](#)

Jumper; for jumper slot; 9-way; insulated; yellow

1.1.4 Marking

1.1.4.1 Marker

Item No.: 793-5501

WMB marking card; as card; for terminal block width 5 - 17.5 mm; stretchable 5 - 5.2 mm; plain; snap-on type; white

Item No.: 793-502

WMB marking card; as card; MARKED; 1 ... 10 (10x); not stretchable; Horizontal marking; snap-on type; white

Item No.: 793-566

WMB marking card; as card; MARKED; 1 ... 50 (2x); not stretchable; Horizontal marking; snap-on type; white

Item No.: 793-503

WMB marking card; as card; MARKED; 11 ... 20 (10x); not stretchable; Horizontal marking; snap-on type; white

Item No.: 793-504

WMB marking card; as card; MARKED; 21 ... 30 (10x); not stretchable; Horizontal marking; snap-on type; white

Item No.: 793-505

WMB marking card; as card; MARKED; 31 ... 40 (10x); not stretchable; Horizontal marking; snap-on type; white

Item No.: 793-506

WMB marking card; as card; MARKED; 41 ... 50 (10x); not stretchable; Horizontal marking; snap-on type; white

Item No.: 793-501

WMB marking card; as card; not stretchable; plain; snap-on type; white

Item No.: 2009-115

WMB-Inline; for Smart Printer; 1500 pieces on roll; stretchable 5 - 5.2 mm; plain; snap-on type; white

1.1.4.2 Marking strip

Item No.: 2009-110

Marking strips; for Smart Printer; on reel; not stretchable; plain; snap-on type; white

1.1.5 Power supply

1.1.5.1 Power supply

Item No.: 787-2852

Switched-mode power supply; 1-phase; 24 VDC output voltage; 1 A output current

1.1.6 Terminal blocks

1.1.6.1 Supply module

Item No.: 857-979

Supply and through module

1.1.6.2 Through terminal block

Item No.: 857-979

Supply and through module

1.1.7 Tool

1.1.7.1 Operating tool




Item No.: 210-720

Operating tool; Blade: 3.5 x 0.5 mm; with a partially insulated shaft; multicoloured


Installation Notes

Configuring



Configuration via DIP switch

Commoning



Commoning, not discrete wiring – Same outline allows use of a single in-line, push-in jumper.