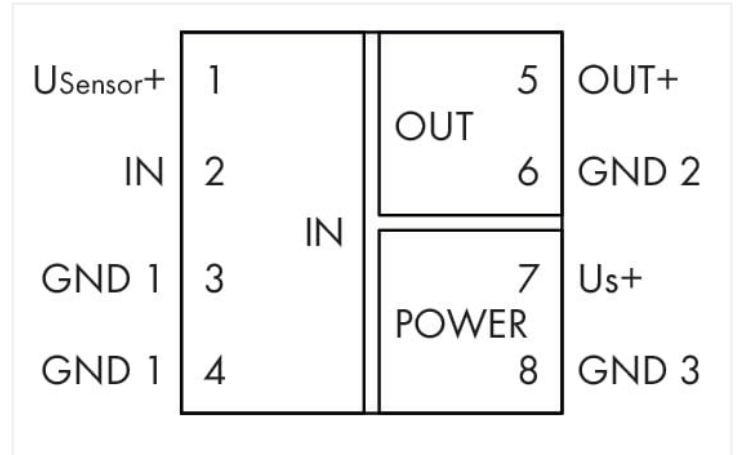


Data Sheet | Item Number: 857-420

Isolation amplifier; Current input signal; Current and voltage output signal; Supply voltage: 24 VDC; 6 mm module width; 2,50 mm²

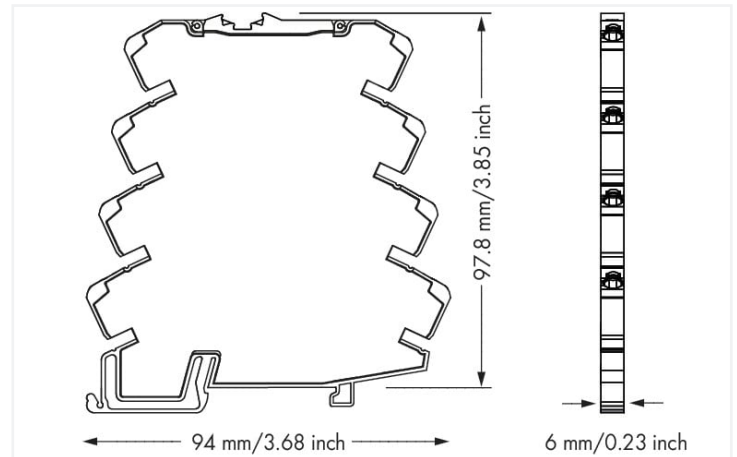
<https://www.wago.com/857-420>



857-420
DIP Switch Adjustability

• = ON Default

DIP Switch S1 (6-fold)						Input Signal	Output Signal
1	2	3	4	5	6		
						n.c.	0...20 mA
				•		0...20 mA	4...20 mA
					•	0...20 mA	0...10 V
				•	•	0...20 mA	2...10 V
				•	•	0...20 mA	0...5 V
				•	•	0...20 mA	1...5 V
				•		4...20 mA	0...20 mA
					•	4...20 mA	4...20 mA
				•	•	4...20 mA	0...10 V
				•	•	4...20 mA	2...10 V
				•	•	4...20 mA	0...5 V
				•	•	4...20 mA	1...5 V



Dimensions in mm

Short description:

WAGO's isolation amplifier provides the power required for 2- or 3-wire field transmitters and electrically isolates analog signals.

Features:

- Power supply to SMART transmitters
- Calibrated measurement range switching
- 3-way electrical isolation with 2.5 kV test voltage

Technical data

Configuration

Configuration options	DIP switch
-----------------------	------------

Input

Input signal type	Current
Input signal (current)	0 ... 20 mA 4 ... 20 mA (calibrated, switchable)
Input resistance (current input)	≤ 50 Ω
Sensor supply	U _v = 18 V; 30 mA
Input current (max.)	50 mA

Output (analog)

Output signal type	Current Voltage
Output signal (voltage)	0 ... 5 V 1 ... 5 V 0 ... 10 V 2 ... 10 V (calibrated, switchable)
Output signal (current)	0 ... 20 mA 4 ... 20 mA (kalibriert, umschaltbar)
Load impedance (voltage output)	≥ 2 kΩ
Load impedance (current output)	≤ 600 Ω
Offset	≤ 20 μA
Residual ripple	≤ 10 mV (rms)

Signal processing

Limit frequency	100 Hz
Step response (typ.)	3.5 ms

Measurement error

Transmission error (typ.)	≤ 0.1 % of upper-range value
Temperature coefficient	≤ 0.01 %/K

Power supply

Power supply type	24 VDC
Nominal supply voltage U_S	DC 24 V
Supply voltage range	±30 %
Current consumption at nominal supply voltage	≤ 45 mA

Safety and protection

Protection type	IP20
-----------------	------

Test voltage

Test voltage (input/output/supply)	AC 2.5 kV; 50 Hz; 1 min
------------------------------------	-------------------------

Connection data

Connection technology	Push-in CAGE CLAMP®
Solid conductor	0.08 ... 2.5 mm ² / 28 ... 14 AWG
Fine-stranded conductor	0.34 ... 2.5 mm ² / 22 ... 14 AWG
Strip length	9 ... 10 mm / 0.35 ... 0.39 inches

Physical data

Width	6 mm / 0.236 inches
Height	94 mm / 3.701 inches
Depth from upper-edge of DIN-rail	97.8 mm / 3.85 inches

Mechanical data

Mounting type	DIN-35 rail
---------------	-------------

Material data

Insulation material (main housing)	Polyamide (PA66)
Flammability class per UL94	V0
Fire load	0.543 MJ
Weight	37 g

Environmental requirements

Ambient temperature (operation)	-25 ... +70 °C
Ambient temperature (storage)	-40 ... +85 °C
Relative humidity	5 ... 95 % (no condensation permissible)
Operating altitude (max.)	2000 m

Standards and specifications

Conformity marking	CE
Standards/specifications	DNV

Commercial data

Product Group	6 (INTERFACE ELECTRONIC)
eCl@ss 10.0	27-21-01-20
eCl@ss 9.0	27-21-01-20
ETIM 9.0	EC002653
ETIM 8.0	EC002653
PU (SPU)	1 pcs
Packaging type	Bag
Country of origin	DE
GTIN	4045454471330
Customs tariff number	85437090300

Environmental Product Compliance

CAS-No.	1303-86-2 1317-36-8 7439-92-1 75980-60-8
REACH Candidate List Substance	Diboron trioxide Lead Lead monoxide Phosphine oxide, diphenyl(2,4,6-trimethylbenzoyl)-
RoHS Compliance Status	Compliant,With Exemption
RoHS Exemption	6(c) 7(a) 7(c)-I 7(c)-II
SCIP notification number (Austria)	47593164-c4bd-4ccc-a4b1-02255ba1b769
SCIP notification number (Belgium)	45855355-0f1b-4c01-b8f3-b149d72a420f
SCIP notification number (Bulgaria)	d43a9b05-a8b7-4ef7-80dd-e2efca7e95c1
SCIP notification number (Czech Republic)	425b7eca-3492-436c-95af-5799c6c41572
SCIP notification number (Denmark)	8de4bab4-8162-41ba-8861-d43ecc914994
SCIP notification number (Finland)	8f7a5e13-6852-41de-863e-78c9a289130f
SCIP notification number (France)	bda94e16-8a03-4402-aa8e-d55ee9091c70
SCIP notification number (Germany)	b822bbec-8555-4354-a97a-7f2f11cfcfda
SCIP notification number (Hungary)	41bf7e6b-f8ec-412f-9d54-28407803d56e
SCIP notification number (Italy)	b9660c43-5cf3-4c7e-8d86-9df3263a64f3
SCIP notification number (Netherlands)	0458d684-8c64-4839-8eb2-d3294e4930b7
SCIP notification number (Poland)	658b5e51-6300-4938-a3f6-cc1d085898b9
SCIP notification number (Romania)	66fd79cb-9d5b-4eb6-8763-01185619c07b
SCIP notification number (Sweden)	ac690304-f0b1-4d15-8d80-e050a9c76b65

Approvals / Certificates

General approvals



Approval	Standard	Certificate Name
EAC GZO Almaty Standart	TP TC 020/2011	EAC CoC 03081
UL Underwriters Laboratories Inc. (ORDINARY LOCATIONS)	UL 508	E175199 Sec.4

Declarations of conformity and manufacturer's declarations

Approval	Standard	Certificate Name
EU-Declaration of Conformity WAGO GmbH & Co. KG	-	-

Approvals for marine applications



Approval	Standard	Certificate Name
DNV DNV Germany GmbH	DNV-CG-0339, Aug. 2021	TAA00001D1
PRS Polski Rejestr Statków	-	TE/1098/880590/23

Approvals for hazardous areas



Approval	Standard	Certificate Name
UL Underwriters Laboratories Inc. (HAZARDOUS LOCATIONS)	ANSI/ISA 12.12.01	E198726

Downloads

Environmental Product Compliance

Compliance Search	
Environmental Product Compliance 857-420	↓

Documentation

Bid Text			
857-420	19.02.2019	xml 5.33 KB	↓
857-420	20.02.2019	docx 16.65 KB	↓

Instruction Leaflet	
Messumformer und Trennverstärker	pdf 1415.25 KB ↓

CAD/CAE-Data

CAD data
2D/3D Models 857-420 ↓

CAE data
EPLAN Data Portal 857-420 ↓
WSCAD Universe 857-420 ↓
ZUKEN Portal 857-420 ↓

1 Compatible Products

1.1 Optional Accessories

1.1.1 Installation

1.1.1.1 Mounting accessories



Item No.: 249-117

Screwless end stop; 10 mm wide; for DIN-rail 35 x 15 and 35 x 7.5; gray

Item No.: 249-197

Screwless end stop; 14 mm wide; for DIN-rail 35 x 15 and 35 x 7.5; gray

Item No.: 249-116

Screwless end stop; 6 mm wide; for DIN-rail 35 x 15 and 35 x 7.5; gray

1.1.2 Interface module

1.1.2.1 Interface adapters



Item No.: 857-980

Interface adapter; 16-pole; analog

1.1.3 Jumper

1.1.3.1 Jumper



Item No.: 281-482

Jumper; 2-way; insulated; gray



Item No.: 859-410/000-006

Jumper; for jumper slot; 10-way; insulated; blue



Item No.: 859-410

Jumper; for jumper slot; 10-way; insulated; light gray



Item No.: 859-410/000-005

Jumper; for jumper slot; 10-way; insulated; red



Item No.: 859-410/000-029

Jumper; for jumper slot; 10-way; insulated; yellow



Item No.: 859-402/000-006

Jumper; for jumper slot; 2-way; insulated; blue



Item No.: 859-402

Jumper; for jumper slot; 2-way; insulated; light gray



Item No.: 859-402/000-005

Jumper; for jumper slot; 2-way; insulated; red



Item No.: 859-402/000-029

Jumper; for jumper slot; 2-way; insulated; yellow



Item No.: 859-403/000-006

Jumper; for jumper slot; 3-way; insulated; blue



Item No.: 859-403

Jumper; for jumper slot; 3-way; insulated; light gray



Item No.: 859-403/000-005

Jumper; for jumper slot; 3-way; insulated; red



Item No.: 859-403/000-029

Jumper; for jumper slot; 3-way; insulated; yellow



Item No.: 859-404/000-006

Jumper; for jumper slot; 4-way; insulated; blue



Item No.: 859-404

Jumper; for jumper slot; 4-way; insulated; light gray



Item No.: 859-404/000-005

Jumper; for jumper slot; 4-way; insulated; red



Item No.: 859-404/000-029

Jumper; for jumper slot; 4-way; insulated; yellow



Item No.: 859-405/000-006

Jumper; for jumper slot; 5-way; insulated; blue



Item No.: 859-405

Jumper; for jumper slot; 5-way; insulated; light gray



Item No.: 859-405/000-005

Jumper; for jumper slot; 5-way; insulated; red



Item No.: 859-405/000-029

Jumper; for jumper slot; 5-way; insulated; yellow



Item No.: 859-406/000-006

Jumper; for jumper slot; 6-way; insulated; blue



Item No.: 859-406

Jumper; for jumper slot; 6-way; insulated; light gray



Item No.: 859-406/000-005

Jumper; for jumper slot; 6-way; insulated; red



Item No.: 859-406/000-029

Jumper; for jumper slot; 6-way; insulated; yellow



Item No.: 859-407/000-006

Jumper; for jumper slot; 7-way; insulated; blue



Item No.: 859-407

Jumper; for jumper slot; 7-way; insulated; light gray



Item No.: 859-407/000-005

Jumper; for jumper slot; 7-way; insulated; red

1.1.3.1 Jumper



Item No.: 859-407/000-029

Jumper; for jumper slot; 7-way; insulated; yellow

Item No.: 859-408/000-006

Jumper; for jumper slot; 8-way; insulated; blue

Item No.: 859-408

Jumper; for jumper slot; 8-way; insulated; light gray

Item No.: 859-408/000-005

Jumper; for jumper slot; 8-way; insulated; red



Item No.: 859-408/000-029

Jumper; for jumper slot; 8-way; insulated; yellow

Item No.: 859-409/000-006

Jumper; for jumper slot; 9-way; insulated; blue

Item No.: 859-409

Jumper; for jumper slot; 9-way; insulated; light gray

Item No.: 859-409/000-005

Jumper; for jumper slot; 9-way; insulated; red



Item No.: 859-409/000-029

Jumper; for jumper slot; 9-way; insulated; yellow

1.1.4 Marking

1.1.4.1 Marker



Item No.: 793-5501

WMB marking card; as card; for terminal block width 5 - 17.5 mm; stretchable 5 - 5.2 mm; plain; snap-on type; white

Item No.: 793-502

WMB marking card; as card; MARKED; 1 ... 10 (10x); not stretchable; Horizontal marking; snap-on type; white

Item No.: 793-566

WMB marking card; as card; MARKED; 1 ... 50 (2x); not stretchable; Horizontal marking; snap-on type; white

Item No.: 793-503

WMB marking card; as card; MARKED; 11 ... 20 (10x); not stretchable; Horizontal marking; snap-on type; white



Item No.: 793-504

WMB marking card; as card; MARKED; 21 ... 30 (10x); not stretchable; Horizontal marking; snap-on type; white

Item No.: 793-505

WMB marking card; as card; MARKED; 31 ... 40 (10x); not stretchable; Horizontal marking; snap-on type; white

Item No.: 793-506

WMB marking card; as card; MARKED; 41 ... 50 (10x); not stretchable; Horizontal marking; snap-on type; white

Item No.: 793-501

WMB marking card; as card; not stretchable; plain; snap-on type; white



Item No.: 2009-115

WMB-Inline; for Smart Printer; 1500 pieces on roll; stretchable 5 - 5.2 mm; plain; snap-on type; white

1.1.4.2 Marking strip



Item No.: 2009-110

Marking strips; for Smart Printer; on reel; not stretchable; plain; snap-on type; white

1.1.5 Power supply

1.1.5.1 Power supply



Item No.: 787-2852

Switched-mode power supply; 1-phase; 24 VDC output voltage; 1 A output current

1.1.6 Terminal blocks

1.1.6.1 Supply module



Item No.: 857-979

Supply and through module

1.1.6.2 Through terminal block



Item No.: 857-979

Supply and through module

1.1.7 Tool

1.1.7.1 Operating tool




Item No.: 210-720

Operating tool; Blade: 3.5 x 0.5 mm; with a partially insulated shaft; multicoloured


Installation Notes

Configuring



Configuration via DIP switch

Commoning



Commoning, not discrete wiring – Same outline allows use of a single in-line, push-in jumper.