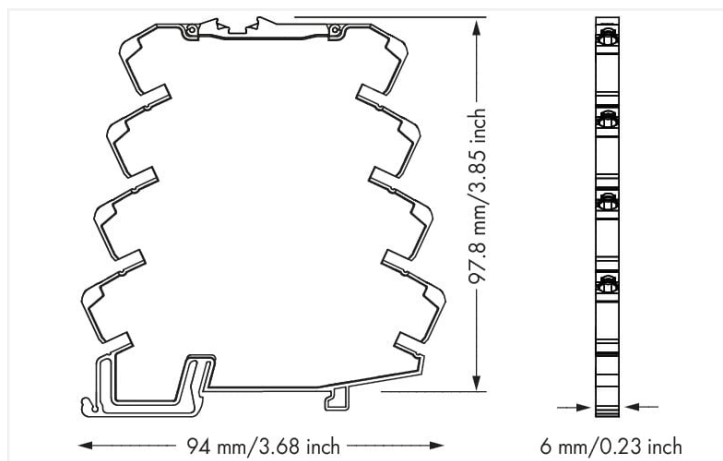
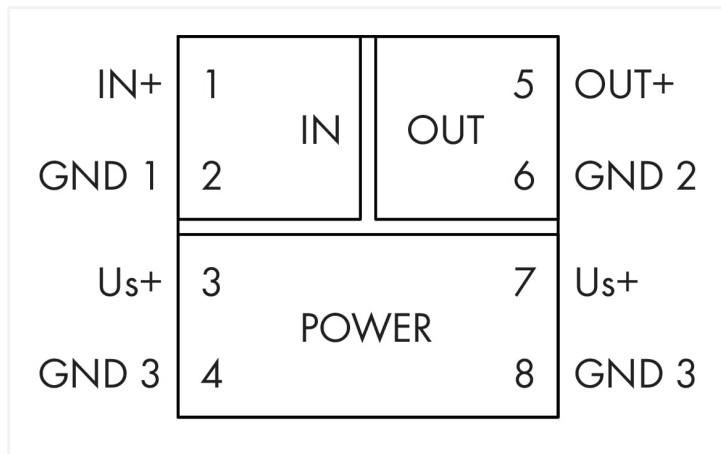


Data Sheet | Item Number: 857-411

Isolation amplifier; Current input signal; Current output signal; Supply voltage: 24 VDC; 6 mm module width; 2,50 mm²

<https://www.wago.com/857-411>



Dimensions in mm

Short description:

WAGO's pre-configured signal conditioner converts, amplifies, filters and electrically isolates analog standard signals.

Features:

- Input/output: current or voltage signal
- 3-way electrical isolation with 3 kV test voltage

Notes

Safety Information

Input and output must be safely isolated from any hazardous live parts!

Note

The 3 (Us+), 7 (Us+), 4 (GND 3) and 8 (GND 3) connections are internally commoned. Current carrying capacity between 3/4 and 7/8 connections: 1 A (max.)

Use shielded signal lines!

Only use shielded signal lines for analog input and output signals. Only then can you ensure that the accuracy and interference immunity specified for the device can be achieved, even in the presence of interference acting on the signal cable.

Technical data

Configuration

Configuration options: Pre-configured

Input

Input signal type	Current
Input signal (current)	0 ... 20 mA 4 ... 20 mA
Input resistance (current input)	≤ 50 Ω
Input current (max.)	50 mA
Input voltage (max.)	30 V

Output (analog)

Output signal type	Current
Output signal (current)	0 ... 20 mA 4 ... 20 mA
Load impedance (current output)	≤ 600 Ω

Signal processing

Limit frequency	100 Hz
Step response (typ.)	3.5 ms

Measurement error

Transmission error (typ.)	≤ 0.1 % of upper-range value
Temperature coefficient	≤ 0.01 %/K

Power supply

Power supply type	24 VDC (SELV)
Nominal supply voltage U_s	DC 24 V
Supply voltage range	±30 %
Current consumption at nominal supply voltage	≤ 30 mA

Operating data

Current consumption	≤ 40 mA
---------------------	---------

Safety and protection

Rated Voltage	300 V
Protection type	IP20

Test voltage

Test voltage (input/output/supply)	AC 3 kV; 50 Hz; 1 min
------------------------------------	-----------------------

Insulation coordination

Overvoltage category	II
Pollution degree	2
Insulation type (input IN 2.1/relay output)	Functional insulation
Insulation type (adjacent devices)	Reinforced insulation (safe isolation)

Connection data

Connection technology	Push-in CAGE CLAMP®
Solid conductor	0.08 ... 2.5 mm ² / 28 ... 14 AWG
Fine-stranded conductor	0.34 ... 2.5 mm ² / 22 ... 14 AWG
Strip length	9 ... 10 mm / 0.35 ... 0.39 inches

Physical data

Width	6 mm / 0.236 inches
Height	94 mm / 3.701 inches
Depth from upper-edge of DIN-rail	97.8 mm / 3.85 inches

Mechanical data

Mounting type	DIN-35 rail
---------------	-------------

Material data

Insulation material (main housing)	Polyamide (PA66)
Flammability class per UL94	V0
Fire load	0.543 MJ
Weight	36.1 g

Environmental requirements

Ambient temperature (operation)	-25 ... +70 °C
Ambient temperature (storage)	-40 ... +85 °C
Processing temperature	-25 ... +50 °C
Temperature range of connection cable	$\geq (T_{\text{ambient}} + 25 \text{ K})$
Relative humidity	5 ... 95 % (no condensation permissible)
Operating altitude (max.)	2000 m

Standards and specifications

Conformity marking	CE
EMC immunity to interference	EN 61000-6-2
EMC emission of interference	EN 61000-6-4
Standards/specifications	EN 61010-1 UL 508

Commercial data

Product Group	6 (INTERFACE ELECTRONIC)
eCl@ss 10.0	27-21-01-20
eCl@ss 9.0	27-21-01-20
ETIM 9.0	EC002653
ETIM 8.0	EC002653
PU (SPU)	1 pcs
Packaging type	Bag
Country of origin	DE
GTIN	4045454471224
Customs tariff number	85437090300

Environmental Product Compliance

CAS-No.	1303-86-2 1317-36-8 7439-92-1 75980-60-8
REACH Candidate List Substance	Diboron trioxide Lead Lead monoxide Phosphine oxide, diphenyl(2,4,6-trimethylbenzoyl)-
RoHS Compliance Status	Compliant,With Exemption
RoHS Exemption	6(c) 7(a) 7(c)-I 7(c)-II
SCIP notification number (Austria)	e1a379a9-9a12-43c5-ba97-78cd431a5012
SCIP notification number (Belgium)	a3504f54-5762-4675-86e4-06b3a5cee394
SCIP notification number (Bulgaria)	329d10ce-3573-4f6f-967f-f227f641d686
SCIP notification number (Czech Republic)	ccbda9d3-1048-44d4-b2ae-66419bd577c0
SCIP notification number (Denmark)	2e5f76a3-2103-4880-b174-4de45b1ae8e4
SCIP notification number (Finland)	32b6734a-1a59-449b-93fd-5bd651f6e1b1
SCIP notification number (France)	162cb9fc-1c93-4dec-8237-9d60232fce19
SCIP notification number (Germany)	d027a0a8-794c-4140-8453-02e9ad261de5
SCIP notification number (Hungary)	e3e4fe82-951e-453c-8d9a-1e47f1e3b45c
SCIP notification number (Italy)	69b859ca-7aa5-448e-9028-7034acee6015

Environmental Product Compliance

SCIP notification number (Netherlands)	4cbf5e0d-e6fb-4d36-8761-6888a0c18909
SCIP notification number (Poland)	64e2711a-5664-4183-950a-3a8d9900da84
SCIP notification number (Romania)	672a7a97-23dc-4e7b-9b3a-6261443cdd1a
SCIP notification number (Sweden)	da991a9a-9ad1-499b-aab2-d2200958a2cc

Approvals / Certificates

General approvals



Approval	Standard	Certificate Name
EAC GZO Almaty Standart	TP TC 020/2011	EAC CoC 03081
UL Underwriters Laboratories Inc. (ORDINARY LOCATIONS)	UL 508	E175199 Sec.4

Declarations of conformity and manufacturer's declarations

Approval	Standard	Certificate Name
EU-Declaration of Conformity WAGO GmbH & Co. KG	-	-
UK-Declaration of Conformity WAGO GmbH & Co. KG	-	-

Approvals for marine applications



Approval	Standard	Certificate Name
BV Bureau Veritas S.A.	Rules for class. of Steel Ships	40179_B0
DNV DNV Germany GmbH	DNV-CG-0339, Aug. 2021	TAA00001D1
PRS Polski Rejestr Statków	-	TE/1098/880590/23

Approvals for hazardous areas



Approval	Standard	Certificate Name
ATEX TUEV Nord Cert GmbH	EN 60079-0	TUEV14ATEX112692X (II 3G Ex ec IIC T4 Gc)
CCC CNEX	CNCA-C23-01	2020312310000210 (Ex ec IIC T4 Gc)
IECEx TUEV Nord Cert GmbH	-	IECEx TUN14.0030X
UKEx WAGO GmbH & Co. KG	EN 60079-0	WAGO22UKEX004X
UL Underwriters Laboratories Inc. (HAZARDOUS LOCATIONS)	ANSI/ISA 12.12.01	E198726

Downloads

Environmental Product Compliance

Compliance Search

Environmental Product
Compliance 857-411



Documentation

Bid Text			
857-411	18.07.2019	xml 5.25 KB	↓
857-411	18.07.2019	docx 17.87 KB	↓
857-411	18.07.2019	pdf 72.03 KB	↓

Instruction Leaflet			
CCC Ex (Additional information)	26.04.2023	pdf 140.99 KB	↓
Messumformer und Trennverstärker	V 1.2.1 21.01.2020	pdf 1589.43 KB	↓

CAD/CAE-Data

CAD data	
2D/3D Models 857-411	↓

CAE data	
EPLAN Data Portal 857-411	↓
WSCAD Universe 857-411	↓
ZUKEN Portal 857-411	↓

1 Compatible Products

1.1 Optional Accessories

1.1.1 Installation

1.1.1.1 Mounting accessories



[Item No.: 249-117](#)

Screwless end stop; 10 mm wide; for DIN-rail 35 x 15 and 35 x 7.5; gray

[Item No.: 249-197](#)

Screwless end stop; 14 mm wide; for DIN-rail 35 x 15 and 35 x 7.5; gray

[Item No.: 249-116](#)

Screwless end stop; 6 mm wide; for DIN-rail 35 x 15 and 35 x 7.5; gray

1.1.2 Interface module

1.1.2.1 Interface adapters



[Item No.: 857-980](#)

Interface adapter; 16-pole; analog

1.1.3 Jumper

1.1.3.1 Jumper



[Item No.: 281-482](#)

Jumper; 2-way; insulated; gray



[Item No.: 859-410/000-006](#)

Jumper; for jumper slot; 10-way; insulated; blue



[Item No.: 859-410](#)

Jumper; for jumper slot; 10-way; insulated; light gray



[Item No.: 859-410/000-005](#)

Jumper; for jumper slot; 10-way; insulated; red



[Item No.: 859-410/000-029](#)

Jumper; for jumper slot; 10-way; insulated; yellow



[Item No.: 859-402/000-006](#)

Jumper; for jumper slot; 2-way; insulated; blue



[Item No.: 859-402](#)






























Jumper; for jumper slot; 2-way; insulated; light gray



[Item No.: 859-402/000-005](#)










Jumper; for jumper slot; 2-way; insulated; red

1.1.3.1 Jumper

 <p>Item No.: 859-402/000-029 Jumper; for jumper slot; 2-way; insulated; yellow</p>	 <p>Item No.: 859-403/000-006 Jumper; for jumper slot; 3-way; insulated; blue</p>	 <p>Item No.: 859-403 Jumper; for jumper slot; 3-way; insulated; light gray</p>	 <p>Item No.: 859-403/000-005 Jumper; for jumper slot; 3-way; insulated; red</p>
 <p>Item No.: 859-403/000-029 Jumper; for jumper slot; 3-way; insulated; yellow</p>	 <p>Item No.: 859-404/000-006 Jumper; for jumper slot; 4-way; insulated; blue</p>	 <p>Item No.: 859-404 Jumper; for jumper slot; 4-way; insulated; light gray</p>	 <p>Item No.: 859-404/000-005 Jumper; for jumper slot; 4-way; insulated; red</p>
 <p>Item No.: 859-404/000-029 Jumper; for jumper slot; 4-way; insulated; yellow</p>	 <p>Item No.: 859-405/000-006 Jumper; for jumper slot; 5-way; insulated; blue</p>	 <p>Item No.: 859-405 Jumper; for jumper slot; 5-way; insulated; light gray</p>	 <p>Item No.: 859-405/000-005 Jumper; for jumper slot; 5-way; insulated; red</p>
 <p>Item No.: 859-405/000-029 Jumper; for jumper slot; 5-way; insulated; yellow</p>	 <p>Item No.: 859-406/000-006 Jumper; for jumper slot; 6-way; insulated; blue</p>	 <p>Item No.: 859-406 Jumper; for jumper slot; 6-way; insulated; light gray</p>	 <p>Item No.: 859-406/000-005 Jumper; for jumper slot; 6-way; insulated; red</p>
 <p>Item No.: 859-406/000-029 Jumper; for jumper slot; 6-way; insulated; yellow</p>	 <p>Item No.: 859-407/000-006 Jumper; for jumper slot; 7-way; insulated; blue</p>	 <p>Item No.: 859-407 Jumper; for jumper slot; 7-way; insulated; light gray</p>	 <p>Item No.: 859-407/000-005 Jumper; for jumper slot; 7-way; insulated; red</p>
 <p>Item No.: 859-407/000-029 Jumper; for jumper slot; 7-way; insulated; yellow</p>	 <p>Item No.: 859-408/000-006 Jumper; for jumper slot; 8-way; insulated; blue</p>	 <p>Item No.: 859-408 Jumper; for jumper slot; 8-way; insulated; light gray</p>	 <p>Item No.: 859-408/000-005 Jumper; for jumper slot; 8-way; insulated; red</p>
 <p>Item No.: 859-408/000-029 Jumper; for jumper slot; 8-way; insulated; yellow</p>	 <p>Item No.: 859-409/000-006 Jumper; for jumper slot; 9-way; insulated; blue</p>	 <p>Item No.: 859-409 Jumper; for jumper slot; 9-way; insulated; light gray</p>	 <p>Item No.: 859-409/000-005 Jumper; for jumper slot; 9-way; insulated; red</p>
 <p>Item No.: 859-409/000-029 Jumper; for jumper slot; 9-way; insulated; yellow</p>			

1.1.4 Marking

1.1.4.1 Marker

 <p>Item No.: 793-5501 WMB marking card; as card; for terminal block width 5 - 17.5 mm; stretchable 5 - 5.2 mm; plain; snap-on type; white</p>	 <p>Item No.: 793-502 WMB marking card; as card; MARKED; 1 ... 10 (10x); not stretchable; Horizontal marking; snap-on type; white</p>	 <p>Item No.: 793-566 WMB marking card; as card; MARKED; 1 ... 50 (2x); not stretchable; Horizontal marking; snap-on type; white</p>	 <p>Item No.: 793-503 WMB marking card; as card; MARKED; 11 ... 20 (10x); not stretchable; Horizontal marking; snap-on type; white</p>
 <p>Item No.: 793-504 WMB marking card; as card; MARKED; 21 ... 30 (10x); not stretchable; Horizontal marking; snap-on type; white</p>	 <p>Item No.: 793-505 WMB marking card; as card; MARKED; 31 ... 40 (10x); not stretchable; Horizontal marking; snap-on type; white</p>	 <p>Item No.: 793-506 WMB marking card; as card; MARKED; 41 ... 50 (10x); not stretchable; Horizontal marking; snap-on type; white</p>	 <p>Item No.: 793-501 WMB marking card; as card; not stretchable; plain; snap-on type; white</p>
 <p>Item No.: 2009-115 WMB-Inline; for Smart Printer; 1500 pieces on roll; stretchable 5 - 5.2 mm; plain; snap-on type; white</p>			

1.1.4.2 Marking strip



Item No.: 2009-110

Marking strips; for Smart Printer; on reel; not stretchable; plain; snap-on type; white

1.1.5 Power supply

1.1.5.1 Power supply



Item No.: 787-2852

Switched-mode power supply; 1-phase; 24 VDC output voltage; 1 A output current

1.1.6 Terminal blocks

1.1.6.1 Supply module



Item No.: 857-979

Supply and through module

1.1.6.2 Through terminal block



Item No.: 857-979

Supply and through module

1.1.7 Tool

1.1.7.1 Operating tool




Item No.: 210-720

Operating tool; Blade: 3.5 x 0.5 mm; with a partially insulated shaft; multicoloured

Installation Notes

Commoning



Commoning, not discrete wiring – Same outline allows use of a single in-line, push-in jumper.