



# SC9 Manifold Series



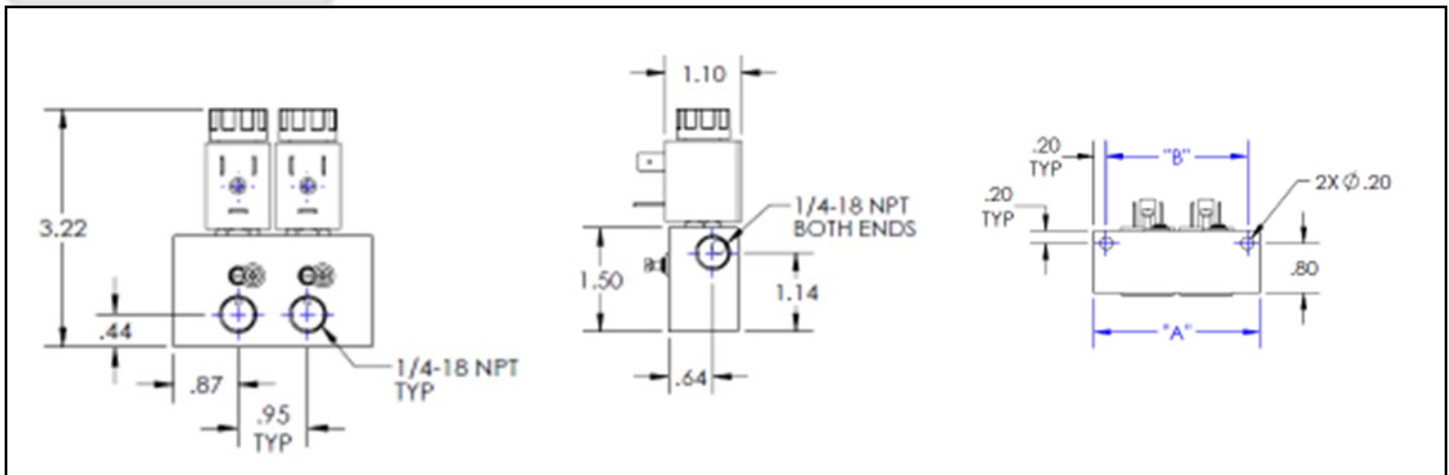
**1/4" NPT  
Brass Manifold  
2-Way Direct Acting  
Normally Closed  
2 - 6 Stations  
Metering**



Materials	Seals:	FKM, Nitrile, EPDM, PTFE, FFKM also available
	Orifice:	Stainless Steel
Electrical	Standard Housing:	DIN 43650 Form B
	Optional Housings:	18" Leads
	Standard Voltages:	24, 120, 240AC 60Hz; 50Hz available; 12, 24 DC; Contact GC Valves Customer Service for Additional Voltages.
	Voltage Tolerance:	±10% of applicable voltage
	Coil Class:	F
Operating Temperature	Ambient (Nominal):	32°F to 125°F
Mounting	Position:	Any
Approvals*	Agencies:	cURus, CE

\*Not Available for all variations

## Dimensions

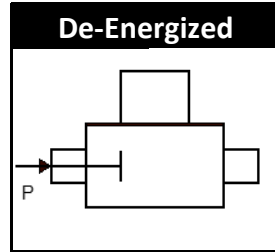
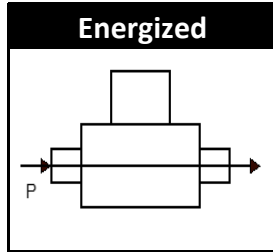
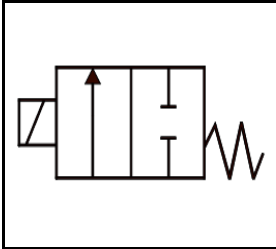




# SC9-1/4" NPT, Brass, 2 - 6 Station Manifold, Metering



## Valve Selection List - 2 - 6 Station



Pipe Size	Stations	Manifold 2 Station		Orifice Size	Cv	Operating Pressure Differential (PSI)				Max. Fluid Temp.	Seal Material	Power Consumption		Model Code (24V/60HZ - DIN) Shown	
						Min.	Maximum		°F			AC : vA	DC : Watts		
							AC	DC							AC
NPT		A	B	mm.			Air/Gas	Water							
1/4	2	2.68"	2.28"	2.4	0.140	0	203	87	203	87	230	FKM	6.5	4	SC921YN24VBBA5F
				2.4	0.140	0	203	87	203	87	295	EPDM	6.5	4	SC921YN24CBBA5F
				2.4	0.140	0	203	87	203	87	180	NITRILE	6.5	4	SC921YN24NBBA5F
				2.4	0.140	0	203	87	203	87	366	PTFE	6.5	4	SC921YN24TBBA5F
				2.4	0.140	0	203	87	203	87	295	FFKM	6.5	4	SC921YN24ABBA5F
1/4	3	3.62"	3.22"	2.4	0.140	0	203	87	203	87	230	FKM	6.5	4	SC931YN24VBBA5F
				2.4	0.140	0	203	87	203	87	295	EPDM	6.5	4	SC931YN24CBBA5F
				2.4	0.140	0	203	87	203	87	180	NITRILE	6.5	4	SC931YN24NBBA5F
				2.4	0.140	0	203	87	203	87	366	PTFE	6.5	4	SC931YN24TBBA5F
				2.4	0.140	0	203	87	203	87	295	FFKM	6.5	4	SC931YN24ABBA5F
1/4	4	4.57"	4.17"	2.4	0.140	0	203	87	203	87	230	FKM	6.5	4	SC941YN24VBBA5F
				2.4	0.140	0	203	87	203	87	295	EPDM	6.5	4	SC941YN24CBBA5F
				2.4	0.140	0	203	87	203	87	180	NITRILE	6.5	4	SC941YN24NBBA5F
				2.4	0.140	0	203	87	203	87	366	PTFE	6.5	4	SC941YN24TBBA5F
				2.4	0.140	0	203	87	203	87	295	FFKM	6.5	4	SC941YN24ABBA5F
1/4	5	5.51"	5.12"	2.4	0.140	0	203	87	203	87	230	FKM	6.5	4	SC951YN24VBBA5F
				2.4	0.140	0	203	87	203	87	295	EPDM	6.5	4	SC951YN24CBBA5F
				2.4	0.140	0	203	87	203	87	180	NITRILE	6.5	4	SC951YN24NBBA5F
				2.4	0.140	0	203	87	203	87	366	PTFE	6.5	4	SC951YN24TBBA5F
				2.4	0.140	0	203	87	203	87	295	FFKM	6.5	4	SC951YN24ABBA5F
1/4	6	6.46"	6.06"	2.4	0.140	0	203	87	203	87	230	FKM	6.5	4	SC961YN24VBBA5F
				2.4	0.140	0	203	87	203	87	295	EPDM	6.5	4	SC961YN24CBBA5F
				2.4	0.140	0	203	87	203	87	180	NITRILE	6.5	4	SC961YN24NBBA5F
				2.4	0.140	0	203	87	203	87	366	PTFE	6.5	4	SC961YN24TBBA5F
				2.4	0.140	0	203	87	203	87	295	FFKM	6.5	4	SC961YN24ABBA5F

Other orifice options and pressures available



# SC9-1/4" NPT, Brass, 2 - 6 Station Manifold, Metering



## Part Numbering

1	2	3	4	5	6	7	8	9	10	11	12	13	14	15
<b>S</b>	<b>C</b>	<b>9</b>	<b>2</b>	<b>1</b>	<b>Y</b>	<b>N</b>	<b>2</b>	<b>4</b>	<b>V</b>	<b>B</b>	<b>B</b>	<b>A</b>	<b>5</b>	<b>F</b>
Series		Stations	Operating Mode	Housing	Coil	Voltage		Seal Material	Body Material	Pipe Size	Orifice Size	Option		
C9 Direct Acting NPT Threads		2 3 4 5 6	1: 2Way	Y: DIN G: Leads	N: F Class	02: 120/60 04: 240/60 24: 24/60 15: 12 VDC 16: 24 VDC		V: FKM C: EPDM N: Nitrile T: PTFE A: FFKM**	B: Brass	B: 1/4"	A1: 1.0mm A2: 1.2mm A3: 1.6mm A4: 2.0mm <b>A5: 2.4mm</b> A6*: 3.0mm	F: Meter		

\*Additional lead time may apply

\*\*Not available for all variations

## Coil Data

AC Coil Family	
Voltage Code	Coil Number
YN02	C944
GN02	C944L
YN04	C802
GN04	C802L
YN24	C987
GN24	C987L

DC Coil Family	
Voltage Code	Coil Number
YN15	C999
GN15	C999L
YN16	C926
GN16	C926L

## Kit Data

Operator	
Seal	Part Number
V	KSC9102VBA5
C	KSC9102CBA5
N	KSC9102NBA5
T	KSC9102TBA5
A	KSC9102ABA5

Orifice Size	Cv	Min.	Operating Pressure Differential (PSI)			
			Maximum			
			Air/Gas		Water	
mm.			AC	DC	AC	DC
1.0	0.035	0	580	580	580	580
1.2	0.046	0	580	360	580	360
1.6	0.840	0	435	160	435	160
2.0	0.112	0	261	116	261	116
2.4	0.140	0	203	87	203	87
3.0	0.280	0	116	36	116	36