

Type K Thermocouple Extension Wire

Overview

- Available in Shielded and Unshielded
- PVC, Fiberglass, FEP, and Silica insulations
- 20AWG and 16AWG
- Cut to length (1 ft. increments, 20 ft. minimum length)
- Standard ASTM/ANSI color codes

Thermocouple Extension Wire											
Part Number	Gauge, AWG	Conductors	Conductor Insulation	Shield and Drain Wire	Jacket Material	Limits of Error**	Continuous Temperature Range	Nominal Size (inches)	Wt (lb)	Minimum Cut Length (ft)*	Price per foot
<u>THMWK-20-1U-P-1</u>	20	2, solid	PVC Red = Negative Yellow = Positive	None	PVC, Yellow	Standard	-20°F to 221°F (-29°C to 105°C)	0.095 x 0.158	0.02	20	\$0.45
<u>THMWK-20-1U-G-1</u>	20	2, solid	Fiberglass braid Red = Negative Yellow = Positive	None	Fiberglass Braid, Brown w/ Yellow tracer	Standard	32°F to 900°F (0°C to 482°C)	0.059 x 0.097	0.01	20	\$0.55
<u>THMWK-20-1S-P-1</u>	20	2, twisted, solid	PVC Red = Negative Yellow = Positive	Aluminum Mylar shield and copper 22AWG drain wire	PVC, Yellow	Standard	-20°F to 221°F (-29°C to 105°C)	0.170 O.D.	0.03	20	\$0.63
<u>THMWK-20-1U-F-1</u>	20	2, twisted, solid	Extruded FEP Red = Negative Yellow = Positive	None	Extruded FEP, Brown	Standard	-20°F to 400°F (-29°C to 204°C)	0.068/0.116	0.02	20	\$0.94
<u>THMWK-20-1U-HG-1</u>	20	2, twisted, solid	Braided Fiberglass Yarn Red = Negative Yellow = Positive	None	Fiberglass, Brown	Standard	32°F to 1300°F*** (0°C to 704°C)	0.084/0.142	0.02	20	\$0.78
<u>THMWK-20-1U-S-1</u>	20	2, twisted, solid	Braided Vitreous Silica White/Red Stripe = Negative Solid White = Positive	None	Braided Vitreous Silica, Grey	Standard	32°F, to 1800°F (0°C to 982°C)****	0.098/0.162	0.02	20	\$2.09
<u>THMWK-16-1U-P-1</u>	16	2, twisted, solid	Extruded PVC Red = Negative Yellow = Positive	None	Extruded PVC, Yellow	Standard	-20°F to 221°F (-29°C to 105°C)	0.109/0.188	0.04	20	\$1.12

* See web store for maximum cut lengths

** Per ASTM E230 / E230M-12

*** 1600°F single exposure

****2000°F single exposure

Note: Special connectors and terminal blocks are required to connect thermocouples to a control device. Both are available from www.automationdirect.com

Note: Maximum recommended distance between thermocouple and control device is 100 feet.








Please Note: Our prices on instrumentation cable are closely tied to the market price for copper. This allows us to offer the best savings possible if conditions are favorable; however, it also means that our prices may increase if market conditions warrant.

Type J Thermocouple Extension Wire

Overview

- Available in Shielded and Unshielded
- PVC, Fiberglass, and FEP
- 20AWG and 16AWG
- Cut to length (1 ft. increments, 20 ft. minimum length)
- Standard ASTM/ANSI color codes


Thermocouple Extension Wire											
Part Number	Gauge, AWG	Conductors	Conductor Insulation	Shield and Drain Wire	Jacket Material	Limits of Error**	Continuous Temperature Range	Nominal Size (inches)	Wt (lb)	Minimum Cut Length (ft) *	Price per foot
											
<u>THMWJ-20-1U-P-1</u>	20	2, solid	PVC Red = Negative White = Positive	None	PVC, Black	Standard	-20°F to 221°F (-29°C to 105°C)	0.095 x 0.158	0.02	20	\$0.30
											
<u>THMWJ-20-1U-G-1</u>	20	2, solid	Fiberglass braid Red = Negative White = Positive	None	Fiberglass braid, Brown	Standard	32°F to 900°F (0°C to 482°C)	0.059 x 0.097	0.01	20	\$0.40
											
<u>THMWJ-20-1S-P-1</u>	20	2, twisted, solid	PVC Red = Negative White = Positive	Aluminum Mylar shield and copper 22AWG drain wire	PVC, Black	Standard	-20°F to 221°F (-29°C to 105°C)	0.170 O.D.	0.03	20	\$0.46
											
<u>THMWJ-20-1U-F-1</u>	20	2, solid	Extruded FEP Red = Negative White = Positive	None	Extruded FEP, Brown	Standard	-20°F to 400°F (-29°C to 204°C)	0.068/0.116	0.02	20	\$0.71
											
<u>THMWJ-16-1U-P-1</u>	16	2, solid	Extruded PVC Red = Negative White = Positive	None	Extruded PVC, Black	Standard	-20°F to 221°F (-29°C to 105°C)	0.109/0.188	0.02	20	\$0.71

* See web store for maximum cut lengths

** Per ASTM E230 / E230M-12

Note: Special connectors and terminal blocks are required to connect thermocouples to a control device. Both are available from www.automationdirect.com

Note: Maximum recommended distance between thermocouple and control device is 100 feet.






Please Note: Our prices on instrumentation cable are closely tied to the market price for copper. This allows us to offer the best savings possible if conditions are favorable; however, it also means that our prices may increase if market conditions warrant.

Type T Thermocouple Extension Wire

Overview

- Available in Shielded and Unshielded
- PVC and Fiberglass insulations
- 20AWG
- Cut to length (1 ft. increments, 20 ft. minimum length)
- Standard ASTM/ANSI color codes


Thermocouple Extension Wire											
Part Number	Gauge, AWG	Conductors	Conductor Insulation	Shield and Drain Wire	Jacket Material	Limits of Error**	Continuous Temperature Range	Nominal Size (inches)	Wt (lb)	Minimum Cut Length (ft) *	Price per foot
											
THMWT-20-1U-P-1	20	2, solid	PVC Red = Negative Blue = Positive	None	PVC, Blue	Standard	-20°F to 221°F (-29°C to 105°C)	0.059 x 0.097	0.02	20	\$0.34
											
THMWT-20-1U-G-1	20	2, solid	Fiberglass braid Red = Negative Blue = Positive	None	Fiberglass braid, Brown w/ Blue tracer	Standard	32°F to 900°F (0°C to 482°C)	0.059 x 0.097	0.01	20	\$0.40
											
THMWT-20-1S-P-1	20	2, twisted, solid	PVC Red = Negative Blue = Positive	Aluminum Mylar shield and copper 22AWG drain wire	PVC, Blue	Standard	-20°F to 221°F (-29°C to 105°C)	0.059 x 0.097	0.03	20	\$0.51

* See web store for maximum cut lengths

** Per ASTM E230 / E230M-12

Note: Special connectors and terminal blocks are required to connect thermocouples to a control device. Both are available from www.automationdirect.com

Note: Maximum recommended distance between thermocouple and control device is 100 feet.









Please Note: Our prices on instrumentation cable are closely tied to the market price for copper. This allows us to offer the best savings possible if conditions are favorable; however, it also means that our prices may increase if market conditions warrant.

UL Listed Type K & J Thermocouple Extension Wire

Overview

- UL Listed PLTC-UL13
- Available in Shielded and Unshielded
- PVC and FEP insulations
- 20AWG and 16AWG
- Cut to length (1 ft. increments, 20 ft. minimum length)
- Standard ASTM/ANSI color codes

Thermocouple Extension Wire											
Part Number	Gauge, AWG	Conductors	Conductor Insulation	Shield and Drain Wire	Jacket Material	Limits of Error**	Continuous Temperature Range	Nominal Size (inches)	Wt (lb)	Minimum Cut Length (ft)*	Price per foot
											
THMWK-UL-20-1U-P-1	20	2, twisted, solid	Extruded PVC	None	Extruded PVC, Yellow	Standard	-20°F to 105°F (-29°C to 41°C)	0.136/0.198	0.02	20	\$0.72
											
THMWK-UL-20-1S-F-1	20	2, twisted, solid	Extruded FEP	Aluminum Mylar shield and copper 22AWG drain wire	Extruded FEP, Yellow	Standard	32°F to 392°F (0°C to 200°C)	0.150	0.04	20	\$0.74
											
THMWK-UL-16-1S-F-1	16	2, twisted, solid	Extruded FEP	Aluminum Mylar shield and copper 18AWG drain wire	Extruded FEP, Yellow	Standard	32°F to 392°F (0°C to 200°C)	0.188	0.05	20	\$2.00
											
THMWK-UL-16-1S-P-1	16	2, twisted, solid	Extruded PVC	Aluminum Mylar shield and copper 20AWG drain wire	Extruded PVC, Yellow	Standard	-20°F to 221°F (-29°C to 105°C)	0.256	0.05	20	\$1.34
											
THMWJ-UL-20-1U-P-1	20	2, solid	Extruded PVC	None	Extruded PVC, Black	Standard	32°F to 200°F (0°C to 93°C)	0.136/0.198	0.02	20	\$0.35
											
THMWJ-UL-20-1S-F-1	20	2, solid	Extruded FEP	Aluminum Mylar shield and copper 22AWG drain wire	Extruded FEP, Black	Standard	32°F to 200°F (0°C to 93°C)	0.150	0.04	20	\$0.95
											
THMWJ-UL-16-1S-F-1	16	2, solid	Extruded FEP	Aluminum Mylar shield and copper 18AWG drain wire	Extruded FEP, Black	Standard	-20°F to 200°F (-29°C to 93°C)	0.184	0.05	20	\$1.52
											
THMWJ-UL-16-1S-P-1	16	2, solid	Extruded PVC	Aluminum Mylar shield and copper 18AWG drain wire	Extruded PVC, Black	Standard	32°F to 105°F (0°C to 40°C)	0.256	0.05	20	\$0.89

* See web store for maximum cut lengths

** Per ASTM E230 / E230M-12

Note: Special connectors and terminal blocks are required to connect thermocouples to a control device. Both are available from www.automationdirect.com

Note: Maximum recommended distance between thermocouple and control device is 100 feet.



Please Note: Our prices on instrumentation cable are closely tied to the market price for copper. This allows us to offer the best savings possible if conditions are favorable; however, it also means that our prices may increase if market conditions warrant.