

TE Wire & Cable - TC & RTD

AutomationDirect offers Thermocouple Extension Cable with either an Overall Shield (OS) or with Individually Shielded Pairs with an Overall Shield (SPOS) in both Type K and Type J. These cables allow the convenience of connecting multiple field sensors to operating instrumentation or PLC input cards with one run versus having to install multiple extension wires. With an operating temperature range of -30°C to 105°C (-22°F to 221°F) and a rugged PVC jacket these cables are designed to take on the toughest application. The alphanumeric print on the twisted pairs make identifying the pairs for installation and troubleshooting easy. Available in bulk lengths or cut to length starting at a low 20-foot minimum, AutomationDirect's Thermocouple Extension Cable is a great solution for those applications where multiple temperature sensors need to be connected to a control system.

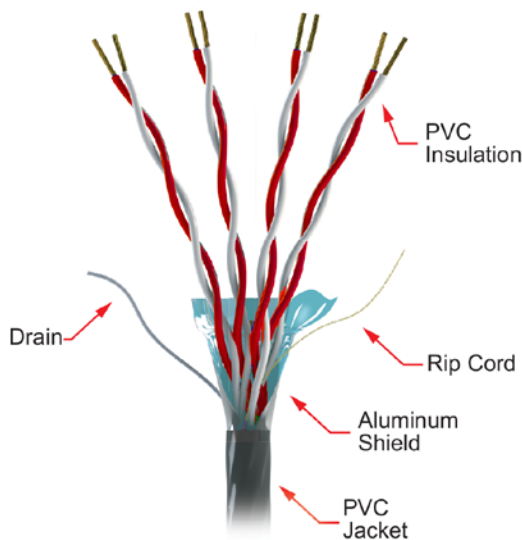
Features

- 2, 4, & 8 pair thermocouple extension cable
- UL PLTC rated
- 105C PVC Jacket
- NEC Article 725 Hazardous Locations(Class I, Div 2)
- Overall Cable Shield & Individual and Overall Cable Shields
- 20 gauge solid thermocouple alloy
- Sequentially numbered twisted pairs
- Low 20 foot minimum length
- Made in the USA

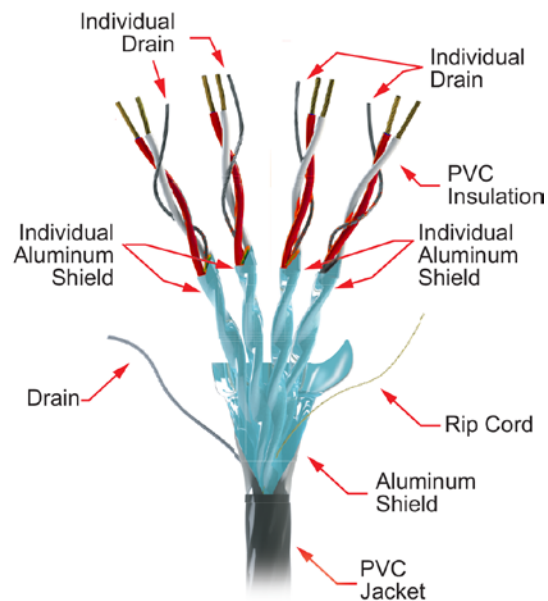


Click on the above thumbnail or go to <https://www.automationdirect.com/VID-WD-0016> for a short introduction on our cut to length cable

Overall Cable Shield





Individual and Overall Cable Shields



Thermocouple Extension Cable - Twisted Pair - Overall Shield

Thermocouple Extension Cable Twisted Pair Shielded Specifications			
Conductor Gauge & Stranding	20AWG Solid	Print Legend*	TE WIRE & CABLE (UL) TYPE PLTC 105C 20 AWG THCPL EXTN TYPE xx WWW.TEWIRE.COM
Voltage Rating	300V	Flame Rating	Passes VW-1 Flame Test Passes IEEE 383 Flame Test
Jacket Material	Sunlight resistant PVC (polyvinyl chloride)	Applicable Standards	UL Standard 13 Type PLTC UL Standard 2250 Type ITC NEC Article 725 (Type PLTC) Hazardous Locations: NEC Article 725 (Class I, Div 2)
Conductor Insulation	PVC		
Conductor Markings	Alphanumeric print @ 4-inch intervals		
Temperature Rating	-30°C to 105°C (-22°F to 221°F)		
Shield and Drain Wire	Overall aluminum polyester foil shield with a 20AWG tinned copper drain wire		
Min. Bend Radius	10x diameter		

* XX = Number of shielded pairs

Thermocouple Extension Cable Twisted Pair Shielded Selection										
Part Number	Number of Pairs	AWG	Conductor Insulation Thickness (Mils)	Conductor Approx. O.D. (Inches)	Overall Jacket Thickness (Mils)	Nominal O.D. (Inches ±10%)	Installed Bend Radius (Inches)	Minimum Cut Length (ft)*	Approximate Weight (lb/ft)	Price per foot
										
THMWK-20-2S-P-1	2	20	0.016	0.070	0.042	0.331	4.0	20	0.07	\$1.17
THMWK-20-4S-P-1	4	20				0.377	4.5		0.08	\$1.84
THMWK-20-8S-P-1	8	20				0.493	6.0		0.15	\$3.10
										
THMWJ-20-2S-P-1	2	20	0.016	0.070	0.042	0.331	4.0	20	0.07	\$0.87
THMWJ-20-4S-P-1	4	20				0.377	4.5		0.08	\$1.26
THMWJ-20-8S-P-1	8	20				0.492	6.0		0.15	\$2.68

* See web store for maximum cut lengths





Please Note: Our prices on instrumentation cable are closely tied to the market price for copper. This allows us to offer the best savings possible if conditions are favorable; however, it also means that our prices may increase if market conditions warrant.

Thermocouple Extension Cable - Twisted Pair - Individual/Overall Shield

Thermocouple Extension Cable Twisted Pair Individual/Overall Shield Specifications			
Conductor Gauge & Stranding	20AWG Solid	Min. Bend Radius	10x diameter
Voltage Rating	300V	Print Legend*	TE WIRE & CABLE (UL) TYPE PLTC 105C 20 AWG THCPL EXTN TYPE xx WWW.TEWIRE.COM
Jacket Material	Sunlight resistant PVC (polyvinyl chloride)	Flame Rating	Passes VW-1 Flame Test Passes IEEE 383 Flame Test
Conductor Insulation	PVC	Applicable Standards	UL Standard 13 Type PLTC UL Standard 2250 Type ITC NEC Article 725 (Type PLTC) Hazardous Locations: NEC Article 725 (Class I, Div 2)
Conductor Markings	Alphanumeric print @ 4-inch intervals		
Temperature Rating	-30°C to 105°C (-22°F to 221°F)		
Cable Overall Shield and Drain Wire	Individual and overall aluminum polyester foil shield with a 20AWG tinned copper drain wire		
Individual Pairs Shield and Drain Wire	Aluminum polyester foil shield with a 22AWG tinned copper drain wire		

* XX = Number of shielded pairs

Thermocouple Extension Cable Twisted Pair Individual/Overall Shield Selection										
Part Number	Number of Pairs	AWG	Conductor Insulation Thickness (Mils)	Conductor Approx. O.D. (Inches)	Overall Jacket Thickness (Mils)	Nominal O.D. (Inches ±10%)	Installed Bend Radius (Inches)	Minimum Cut Length (ft)*	Approximate Weight (lb/ft)	Price per foot
										
THMWK-20-2SS-P-1	2	20	0.016	0.070	0.042	0.349	4.25	20	0.07	\$1.26
THMWK-20-4SS-P-1	4	20				0.456	5.5		0.12	\$2.23
THMWK-20-8SS-P-1	8	20				0.579	7.0		0.20	\$3.70
										
THMWJ-20-2SS-P-1	2	20	0.016	0.070	0.042	0.349	4.25	20	0.07	\$1.03
THMWJ-20-4SS-P-1	4	20				0.455	5.5		0.12	\$1.65
THMWJ-20-8SS-P-1	8	20				0.579	7.0		0.20	\$2.94

* See web store for maximum cut lengths



Please Note: Our prices on instrumentation cable are closely tied to the market price for copper. This allows us to offer the best savings possible if conditions are favorable; however, it also means that our prices may increase if market conditions warrant.