

# NEMA 4, 4X, 12 and 13 Stainless Steel Single-Door Wall Mount with Window (Ultimate Series)



## Construction

- Bodies and doors fabricated from 14 or 16 gauge 304 stainless steel
- Plasma welded seams
- Poured-in-place polyurethane gasket
- Collar studs provided for mounting optional subpanels
- Grounding provisions provided
- Concealed hinges
- Polycarbonate viewing window
- Increased tub openings to accommodate larger size [optional] subpanels
- Optional subpanels must be ordered separately
- Swing-out panel kits WAJCDFK and WANADFK will not work with these enclosures
- Doors are interchangeable and easily removable [open to 90° to remove door]
- 1/4 turn semi-flush oil tight latches are supplied to hold door securely closed
- Mounting holes in rear of enclosure body
- Optional N412MFKSS mounting foot kit is required to maintain the NEMA Types 4, 4X, 12 and 13 ratings. Mounting foot kit must be ordered separately.
- **Uses N41214TSS series latches**

## Finish

- All exterior surfaces have a smooth-grained finish
- Painted steel subpanels are white polyester powder over phosphatized surfaces
- Galvanized and stainless subpanels are a conductive finish [unpainted]
- **Uses N41214TSS series latches**

## Listings

- UL 508, Types 4, 4x, 12, and 13 [UL file E64791]
- CSA Certified, Types 4, 4x, 12, and 13 [CSA file LL66078]
- Meets NEMA/EEMAC Types 4, 4x, 12, and 13 requirements
- Wall mounting brackets required to maintain UL/CSA external mounting requirements.



## Application

Designed to house and protect electrical and electronic components from harsh, dirty environments. For use in installations where dust, dirt, oil, water or other contaminants are present. Streamlined styling, window, and an attractive, durable finish complement any high-tech electronic equipment.

### Enclosure Shipping Schedule

Same day	1 - 7 days	1 - 10 days
----------	------------	-------------

Color indicates shipping lead time in business days.

FOR CURRENT LISTINGS,

PLEASE SEE WWW.AUTOMATIONDIRECT.COM

## NEMA 4, 4X, 12 and 13 Stainless Steel Single-Door Wall Mount with Window (Ultimate Series)

304 Stainless Steel	Price	Enclosure Size HxWxD	Steel Gauge	Painted Steel Subpanel	Stainless Steel Subpanel	Galvanized Subpanel	Swing-Out Panel
N412121206WSSC	\$684.00	12.00 x 12.00 x 6.92 [305 x 305 x 176]	16	NP1212C	-	NP1212CG	HFWNSP1212C
N412121208WSSC	\$730.00	12.00 x 12.00 x 8.92 [305 x 305 x 227]	16	NP1212C	-	NP1212CG	HFWNSP1212C
N412161206WSSC	\$758.00	16.00 x 12.00 x 6.92 [406 x 305 x 176]	16	NP1612C	NP1612SSC	NP1612CG	HFWNSP1612C
N412161208WSSC	\$825.00	16.00 x 12.00 x 8.92 [406 x 305 x 227]	16	NP1612C	NP1612SSC	NP1612CG	HFWNSP1612C
N412161210WSSC	\$858.00	16.00 x 12.00 x 10.92 [406 x 305 x 277]	16	NP1612C	NP1612SSC	NP1612CG	HFWNSP1612C
N412201606WSSC	\$920.00	20.00 x 16.00 x 6.92 [508 x 406 x 176]	16	NP2016C	NP2016SSC	NP2016CG	HFWNSP2016C
N412201608WSSC	\$984.00	20.00 x 16.00 x 8.92 [508 x 406 x 227]	16	NP2016C	NP2016SSC	NP2016CG	HFWNSP2016C
N412201610WSSC	\$1,023.00	20.00 x 16.00 x 10.92 [508 x 406 x 277]	16	NP2016C	NP2016SSC	NP2016CG	HFWNSP2016C
N412202006WSSC	\$1,008.00	20.00 x 20.00 x 6.92 [508 x 508 x 176]	16	NP2020C	NP2020SSC	NP2020CG	HFWNSP2020C
N412202008WSSC	\$1,084.00	20.00 x 20.00 x 8.92 [508 x 508 x 227]	16	NP2020C	NP2020SSC	NP2020CG	HFWNSP2020C
N412202010WSSC	\$1,161.00	20.00 x 20.00 x 10.92 [508 x 508 x 277]	16	NP2020C	NP2020SSC	NP2020CG	HFWNSP2020C
N412202012WSSC	\$1,280.00	20.00 x 20.00 x 12.92 [508 x 508 x 328]	16	NP2020C	NP2020SSC	NP2020CG	HFWNSP2020C
N412242006WSSC	\$1,138.00	24.00 x 20.00 x 6.92 [610 x 508 x 176]	16	NP2420C	NP2420SSC	NP2420CG	HFWNSP2420C

Notes: Subpanels must be ordered separately.

Dimensions in inches [millimeters].

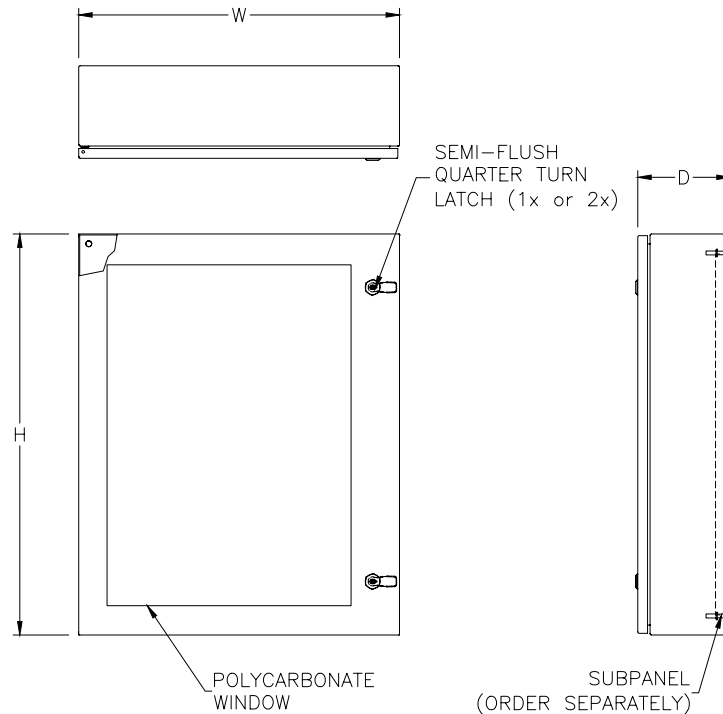
Letters in table correspond to letters on dimensional drawings.

# NEMA 4, 4X, 12 and 13 Stainless Steel Single-Door Wall Mount with Window (Ultimate Series)

NEMA 4, 4X, 12 and 13 Stainless Steel Single-Door Wall Mount with Window (Ultimate Series) – [cont.]							
304 Stainless Steel	Price	Enclosure Size HxWxD	Steel Gauge	Painted Steel Subpanel	Stainless Steel Subpanel	Galvanized Subpanel	Swing-Out Panel
N412242008WSSC	\$1,196.00	24.00 x 20.00 x 8.92 [610 x 508 x 227]	16	NP2420C	NP2420SSC	NP2420CG	HFWNSP2420C
N412242010WSSC	\$1,280.00	24.00 x 20.00 x 10.92 [610 x 508 x 277]	14	NP2420C	NP2420SSC	NP2420CG	HFWNSP2420C
N412242012WSSC	\$1,344.00	24.00 x 20.00 x 12.92 [610 x 508 x 328]	14	NP2420C	NP2420SSC	NP2420CG	HFWNSP2420C
N412242406WSSC	\$1,302.00	24.00 x 24.00 x 6.92 [610 x 610 x 176]	14	NP2424C	NP2424SSC	NP2424CG	HFWNSP2424C
N412242408WSSC	\$1,333.00	24.00 x 24.00 x 8.92 [610 x 610 x 227]	14	NP2424C	NP2424SSC	NP2424CG	HFWNSP2424C
N412242410WSSC	\$1,400.00	24.00 x 24.00 x 10.92 [610 x 610 x 277]	14	NP2424C	NP2424SSC	NP2424CG	HFWNSP2424C
N412242412WSSC	\$1,279.00	24.00 x 24.00 x 12.92 [610 x 610 x 328]	14	NP2424C	NP2424SSC	NP2424CG	HFWNSP2424C
N412242416WSSC	\$1,406.00	24.00 x 24.00 x 16.92 [610 x 610 x 430]	14	NP2424C	NP2424SSC	NP2424CG	HFWNSP2424C
N412242420WSSC	\$1,546.00	24.00 x 24.00 x 20.92 [610 x 610 x 531]	14	NP2424C	NP2424SSC	NP2424CG	HFWNSP2424C
N412302406WSSC	\$1,427.00	30.00 x 24.00 x 6.92 [762 x 610 x 176]	14	NP3024C	NP3024SSC	NP3024CG	HFWNSP3024C
N412302408WSSC	\$1,523.00	30.00 x 24.00 x 8.92 [762 x 610 x 227]	14	NP3024C	NP3024SSC	NP3024CG	HFWNSP3024C
N412302410WSSC	\$1,599.00	30.00 x 24.00 x 10.92 [762 x 610 x 277]	14	NP3024C	NP3024SSC	NP3024CG	HFWNSP3024C
N412302412WSSC	\$1,687.00	30.00 x 24.00 x 12.92 [762 x 610 x 328]	14	NP3024C	NP3024SSC	NP3024CG	HFWNSP3024C
N412302420WSSC	\$1,701.00	30.00 x 24.00 x 20.92 [762 x 610 x 531]	14	NP3024C	NP3024SSC	NP3024CG	HFWNSP3024C

Notes: Subpanels must be ordered separately.  
 Dimensions in inches [millimeters].  
 Letters in table correspond to letters on dimensional drawings.

## Dimensions in [mm]



### NOTES:

1. TWO HINGES PROVIDED WHEN H=36" WITH EACH ENCLOSURE.
2. ENCLOSURES SMALLER THAN 24"x24" ONLY HAVE ONE LATCH.

See our website: [www.AutomationDirect.com](http://www.AutomationDirect.com) for complete engineering drawings.

# Enclosure Subpanels

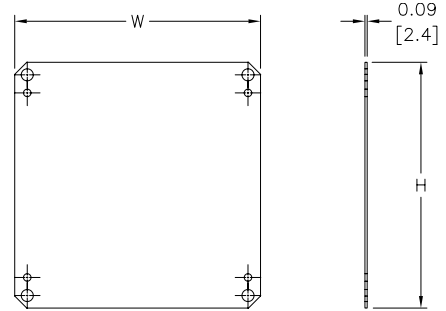


## Subpanels for Ultimate Series Wall Mount Enclosures

- 12 gauge steel
- Subpanels with dimensions 30" x 30" and larger are flanged on all sides. Smaller subpanels are flanged on two sides
- Painted steel subpanels are white polyester powder over phosphatized surfaces
- Galvanized subpanels have a conductive finish (no paint)



### Dimensions in [mm]



Panels listed fit all styles of N412 Ultimate Series wall mount enclosures, including slope top and disconnect enclosures.

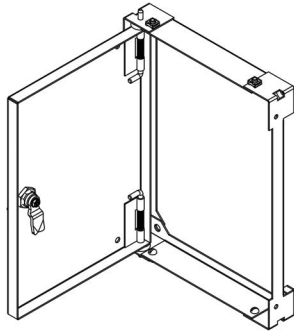
**NOTE:** NPxxxxC subpanels will not fit in older NEMA 4/12 enclosures (purchased prior to 3-23-05) that do not have a C suffix. For example: Subpanel NP1212C will not fit enclosures N412121206 or N412121206SS.

Enclosure Shipping Schedule	
Same day	1 - 7 days
Color indicates shipping lead time in business days.	

Subpanels for Ultimate Series Wall Mount Enclosures							
Painted Steel	Price	Galvanized	Price	304 Stainless Steel	Price	Nominal Enclosure Size HxW*	Subpanel Size AxB
NP1212C	\$16.00	NP1212CG	\$16.00	—		12 x 12	10.20 x 10.20 [259 x 259]
NP1612C	\$19.50	NP1612CG	\$19.50	NP1612SSC	\$101.00	16 x 12	14.20 x 10.20 [361 x 259]
NP1616C	\$26.50	NP1616CG	\$26.50	NP1616SSC	\$70.00	16 x 16	14.20 x 14.20 [361 x 361]
NP2016C	\$26.50	NP2016CG	\$26.50	NP2016SSC	\$70.00	16 x 20 20 x 16	18.20 x 14.20 [462 x 361]
NP2020C	\$33.00	NP2020CG	\$33.00	NP2020SSC	\$93.00	20 x 20	18.20 x 18.20 [462 x 462]
NP2416C	\$37.00	NP2416CG	\$37.00	NP2416SSC	\$105.00	24 x 16	22.20 x 14.20 [564 x 361]
NP2420C	\$45.00	NP2420CG	\$45.00	NP2420SSC	\$119.00	24 x 20	22.20 x 18.20 [564 x 462]
NP2424C	\$47.50	NP2424CG	\$47.50	NP2424SSC	\$128.00	24 x 24	22.20 x 22.20 [564 x 564]
NP3020C	\$60.00	NP3020CG	\$60.00	—		30 x 20	28.20 x 18.20 [716 x 462]
NP3024C	\$57.00	NP3024CG	\$57.00	NP3024SSC	\$155.00	30 x 24	28.20 x 22.20 [716 x 564]
NP3030C	\$97.00	NP3030CG	\$97.00	NP3030SSC	\$276.00	30 x 30	28.20 x 28.20 [716 x 716]
NP3624C	\$75.00	NP3624CG	\$75.00	NP3624SSC	\$213.00	36 x 24	34.20 x 22.20 [869 x 564]
NP3630C	\$99.00	NP3630CG	\$99.00	NP3630SSC	\$263.00	36 x 30	34.20 x 28.20 [869 x 716]
NP3636C	\$117.00	NP3636CG	\$117.00	NP3636SSC	\$318.00	36 x 36	34.20 x 34.20 [869 x 869]
NP4024C	\$99.00	NP4024CG	\$99.00	—		40 x 24	38.20 x 22.20 [970 x 564]
NP4230C	\$126.00	—		—		42 x 32	40.20 x 28.20 [1021 x 716]
NP4236C	\$148.00	NP4236CG	\$148.00	NP4236SSC	\$411.00	42 x 36	40.20 x 34.20 [1021 x 869]
NP4824C	\$107.00	NP4824CG	\$107.00	—		48 x 24	46.20 x 22.20 [1173 x 564]
NP4836C	\$168.00	NP4836CG	\$168.00	NP4836SSC	\$446.00	48 x 36	46.20 x 34.20 [1173 x 869]
NP6036C	\$188.00	NP6036CG	\$188.00	NP6036SSC	\$535.00	60 x 36	58.20 x 34.20 [1478 x 869]

**Notes:** Dimensions in inches [millimeters].  
 Letters in table correspond to letters on dimensional drawing.  
 \*Disconnect enclosures will be up to 2 inches [51mm] wider than width dimensions in this table.

# Swing-Out Panels for Ultimate Series Enclosures



For N412 Ultimate Series Wall Mount Enclosures except N412-1PTC, -3PTC, -SS1PTC, -SS3PTC, -SSA1PTC, and -SSA3PTC

- Maximum swing 107 degrees
- Convenient access to sub enclosure is provided via 1/4 turn pull-tab
- On solid doors, the clearance from the swing panel face to the interior door face is 1-1/4", and 1" on window doors (when the door is closed)
- The kit includes the swing panel, brackets and hardware necessary for a tub flange install. Swing out panels meet Type 1 with enclosure door open
- Painted steel subpanels are painted white polyester powder over phosphated surfaces
- Fabricated from 14 gauge steel
- Mounting hardware is furnished with each panel

Enclosure Shipping Schedule
1 -10 days
Color indicates shipping lead time in business days.

*Notes: HFWNSPxxxxC swing-out panels will not fit in older NEMA 4/12 enclosures (purchased prior to 3-23-05) that do not have a C suffix. For example: Swing-out panel HFWNSP1212C will not fit enclosures N41212126 or N412121206SS.*



Swing-Out Panels for Ultimate Series Enclosures				
Part Number	Price	Panel Size CxE	Overall Dimensions HxW	Nominal Enclosure Nominal Size
HFWNSP1212C	\$85.00	9.75 x 9.75 [248 x 248]	10.50 x 10.62 [267 x 270]	12 x 12
HFWNSP1612C	\$89.00	13.75 x 9.75 [349 x 248]	14.50 x 10.62 [368 x 270]	16 x 12
HFWNSP1616C	\$93.00	13.75 x 13.75 [349 x 349]	14.50 x 14.62 [368 x 37]	16 x 16
HFWNSP1620C	\$98.00	13.75 x 17.75 [349 x 451]	14.50 x 18.62 [368 x 473]	16 x 20
HFWNSP2016C	\$98.00	17.75 x 13.75 [451 x 349]	18.50 x 14.62 [470 x 371]	20 x 16
HFWNSP2020C	\$104.00	17.75 x 17.75 [451 x 451]	18.50 x 18.62 [470 x 473]	20 x 20
HFWNSP2024C	\$110.00	17.75 x 21.75 [451 x 552]	18.50 x 22.62 [470 x 575]	20 x 24
HFWNSP2416C	\$103.00	21.75 x 13.75 [552 x 349]	22.50 x 14.62 [572 x 371]	24 x 16
HFWNSP2420C	\$110.00	21.75 x 17.75 [552 x 451]	22.50 x 18.62 [572 x 473]	24 x 20
HFWNSP2424C	\$117.00	21.75 x 21.75 [552 x 552]	22.50 x 22.62 [572 x 575]	24 x 24
HFWNSP3020C	\$119.00	27.75 x 17.75 [705 x 451]	28.50 x 18.62 [724 x 473]	30 x 20
HFWNSP3024C	\$128.00	27.75 x 21.75 [705 x 552]	28.50 x 22.62 [724 x 575]	30 x 24
HFWNSP3030C	\$141.00	27.75 x 27.75 [705 x 705]	28.50 x 28.62 [724 x 727]	30 x 30
HFWNSP3624C	\$139.00	33.75 x 21.75 [857 x 552]	34.50 x 22.62 [876 x 575]	36 x 24
HFWNSP3630C	\$155.00	33.75 x 27.75 [857 x 705]	34.50 x 28.62 [876 x 727]	36 x 30
HFWNSP3636C	\$171.00	33.75 x 33.75 [857 x 857]	34.50 x 34.62 [876 x 879]	36 x 36

*Notes: Dimensions in inches [millimeters].  
Letters in table correspond to letters on dimensional drawings.  
If used in a two-door enclosure, a center panel support must be ordered.*

## Dimensions

in [mm]

See our website: [www.AutomationDirect.com](http://www.AutomationDirect.com) for complete engineering drawings.

