

NEMA 4X, 12 and 13 Stainless Steel Single-Door Wall Mount with 1-Point Handle (Ultimate Series)



Application

The Hubbell/Wiegmann N412-SS stainless steel series, with its streamlined design, is a perfect fit for mounting electrical or high-tech electronic equipment in a variety of indoor and outdoor settings. It is typically used in the following areas where corrosion-resistant protection is needed: food processing plants, pharmaceutical manufacturing facilities, petrochemical plants, pulp and paper processing, and waste water treatment facilities.

Construction

- Bodies and doors fabricated from 14 gauge type 304 or 316L stainless steel
- Print pocket is provided
- Doors are sealed with poured-in-place polyurethane gasket
- Concealed hinges
- Increased tub openings to accommodate larger size [optional] subpanels
- Collar studs for mounting optional subpanels
- Grounding provisions provided
- Optional subpanels must be ordered separately
- Swing-out panel kits WAJCDFK and WANADFK will not work with these enclosures.
- Doors are interchangeable and easily removable [open to 90° to remove door]
- 1-point 316L stainless steel keylocking/padlocking combo handle
- Mounting holes in rear of enclosure
- Optional N412MFKSS mounting foot kit required to maintain the NEMA Types 4X, 12 and 13 ratings]. Mounting foot kit must be ordered separately

Finish

- All exterior surfaces have a smooth grained finish
- Painted steel subpanels are painted white polyester powder over phosphatized surfaces
- Galvanized and stainless subpanels are a conductive finish [unpainted]

Listings

- UL 508, Types 4X, 12, and 13 [UL file E64791]
- CSA Certified, Types 12 and 13 [CSA file LL66078]
- Meets NEMA/EEMAC Types 4x, 12, and 13 requirements
- Wall mounting brackets required to maintain UL/CSA external mounting requirements.



FOR CURRENT LISTINGS, PLEASE SEE WWW.AUTOMATIONDIRECT.COM

Enclosure Shipping Schedule		
Same day	1 - 7 days	1 - 10 days
Color indicates shipping lead time in business days.		

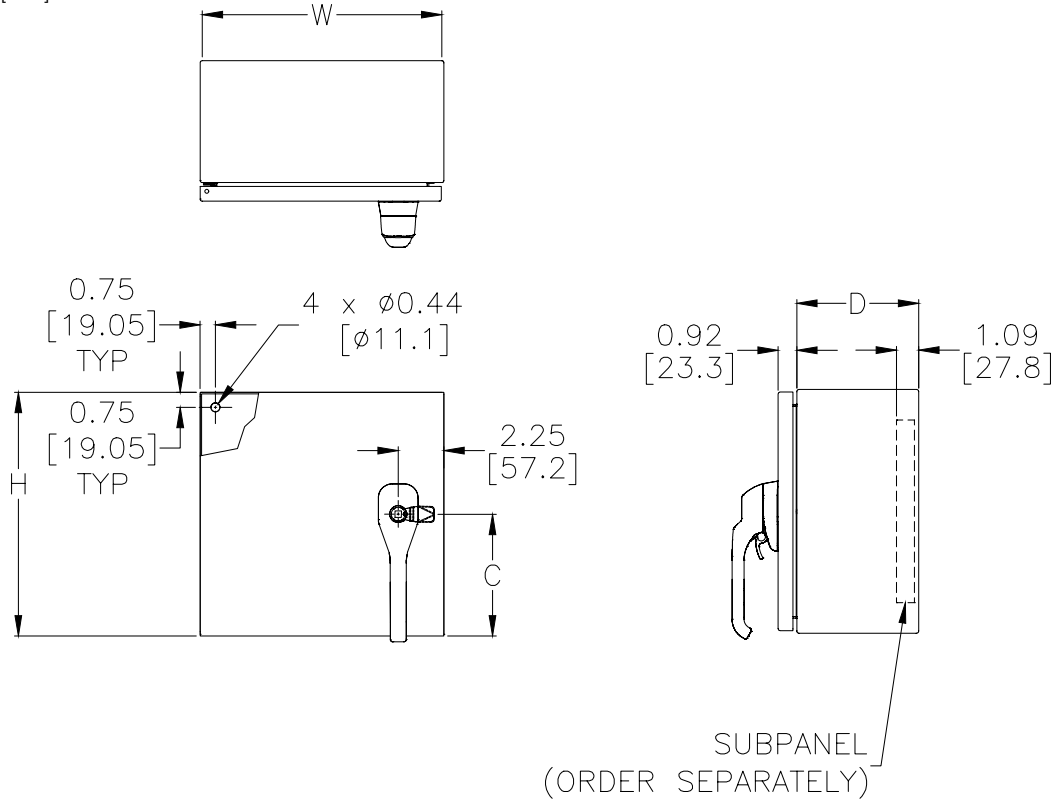
NEMA 4X, 12 and 13 Stainless Steel Single-Door Wall Mount with 1-Point Handle (Ultimate Series)									
304 Stainless Steel	Price	316L Stainless Steel	Price	Enclosure Size HxWxD	C	Painted Steel Subpanel	Stainless Steel Subpanel	Galvanized Subpanel	Swing-Out Panel
N412121206SS1PTC	\$618.00	N412121206SSA1PTC	\$814.00	12x12x6 [305x305x152]	6 [152]	NP1212C	—	NP1212CG	HFWNSP1212C
N412161206SS1PTC	\$665.00	N412161206SSA1PTC	\$851.00	16x12x6 [406x305x152]	6 [152]	NP1612C	NP1612SSC	NP1612CG	HFWNSP1612C
N412161208SS1PTC	\$694.00	N412161208SSA1PTC	\$979.00	16x12x8 [406x305x203]	8 [203]	NP1612C	NP1612SSC	NP1612CG	HFWNSP1612C
N412161606SS1PTC	\$722.00	N412161606SSA1PTC	\$1,006.00	16x16x6 [406x406x152]	8 [203]	NP1616C	NP1616SSC	NP1616CG	HFWNSP1616C
N412161608SS1PTC	\$771.00	N412161608SSA1PTC	\$1,161.00	16x16x8 [406x406x203]	8 [203]	NP1616C	NP1616SSC	NP1616CG	HFWNSP1616C
N412162008SS1PTC	\$846.00	N412162008SSA1PTC	\$1,071.00	16x20x8 [406x508x203]	8 [203]	NP2016C	NP2016SSC	NP2016CG	HFWNSP1620C
N412201606SS1PTC	\$798.00	N412201606SSA1PTC	\$950.00	20x16x6 [508x406x152]	10 [254]	NP2016C	NP2016SSC	NP2016CG	HFWNSP2016C
N412201608SS1PTC	\$826.00	N412201608SSA1PTC	\$1,071.00	20x16x8 [508x406x203]	10 [254]	NP2016C	NP2016SSC	NP2016CG	HFWNSP2016C
N412202006SS1PTC	\$867.00	N412202006SSA1PTC	\$1,005.00	20x20x6 [508x508x152]	10 [254]	NP2020C	NP2020SSC	NP2020CG	HFWNSP2020C
N412202008SS1PTC	\$899.00	N412202008SSA1PTC	\$1,226.00	20x20x8 [508x508x203]	10 [254]	NP2020C	NP2020SSC	NP2020CG	HFWNSP2020C
N412202012SS1PTC	\$1,006.00	N412202012SSA1PTC	\$1,426.00	20x20x12 [508x508x305]	10 [254]	NP2020C	NP2020SSC	NP2020CG	HFWNSP2020C

Note: Subpanels must be ordered separately. Dimensions in inches [millimeters]; letters in table correspond to letters on dimensional drawings.

NEMA 4X, 12 and 13 Stainless Steel Single-Door Wall Mount with 1-Point Handle (Ultimate Series)

Dimensions

in [mm]



NOTE:

1. LARGE PRINT POCKET [8x10] IS FURNISHED IF H=20" OR MORE AND W=20" OR MORE. OTHERWISE SMALL [6x6] PRINT POCKET IS PROVIDED.

2. TWO HINGES PROVIDED WHEN H=36". THREE HINGES PROVIDED WHEN H=36" OR GREATER. FOUR HINGES PROVIDED WHEN H=48" OR GREATER.

See our website: www.AutomationDirect.com for complete engineering drawings.

Enclosure Subpanels

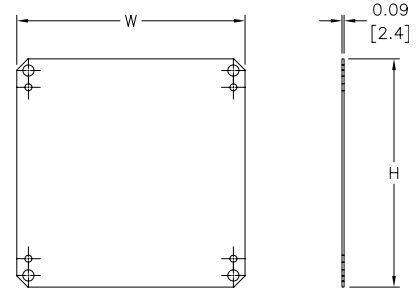


Subpanels for Ultimate Series Wall Mount Enclosures

- 12 gauge steel
- Subpanels with dimensions 30" x 30" and larger are flanged on all sides. Smaller subpanels are flanged on two sides
- Painted steel subpanels are white polyester powder over phosphatized surfaces
- Galvanized subpanels have a conductive finish (no paint)



Dimensions in [mm]



Panels listed fit all styles of N412 Ultimate Series wall mount enclosures, including slope top and disconnect enclosures.

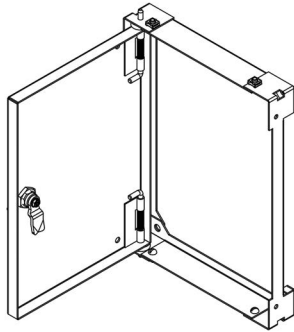
NOTE: NPxxxxC subpanels will not fit in older NEMA 4/12 enclosures (purchased prior to 3-23-05) that do not have a C suffix. For example: Subpanel NP1212C will not fit enclosures N412121206 or N412121206SS.

Enclosure Shipping Schedule	
Same day	1 - 7 days
Color indicates shipping lead time in business days.	

Subpanels for Ultimate Series Wall Mount Enclosures							
Painted Steel	Price	Galvanized	Price	304 Stainless Steel	Price	Nominal Enclosure Size HxW*	Subpanel Size AxB
NP1212C	\$16.00	NP1212CG	\$16.00	—		12 x 12	10.20 x 10.20 [259 x 259]
NP1612C	\$19.50	NP1612CG	\$19.50	NP1612SSC	\$101.00	16 x 12	14.20 x 10.20 [361 x 259]
NP1616C	\$26.50	NP1616CG	\$26.50	NP1616SSC	\$70.00	16 x 16	14.20 x 14.20 [361 x 361]
NP2016C	\$26.50	NP2016CG	\$26.50	NP2016SSC	\$70.00	16 x 20 20 x 16	18.20 x 14.20 [462 x 361]
NP2020C	\$33.00	NP2020CG	\$33.00	NP2020SSC	\$93.00	20 x 20	18.20 x 18.20 [462 x 462]
NP2416C	\$37.00	NP2416CG	\$37.00	NP2416SSC	\$105.00	24 x 16	22.20 x 14.20 [564 x 361]
NP2420C	\$45.00	NP2420CG	\$45.00	NP2420SSC	\$119.00	24 x 20	22.20 x 18.20 [564 x 462]
NP2424C	\$47.50	NP2424CG	\$47.50	NP2424SSC	\$128.00	24 x 24	22.20 x 22.20 [564 x 564]
NP3020C	\$60.00	NP3020CG	\$60.00	—		30 x 20	28.20 x 18.20 [716 x 462]
NP3024C	\$57.00	NP3024CG	\$57.00	NP3024SSC	\$155.00	30 x 24	28.20 x 22.20 [716 x 564]
NP3030C	\$97.00	NP3030CG	\$97.00	NP3030SSC	\$276.00	30 x 30	28.20 x 28.20 [716 x 716]
NP3624C	\$75.00	NP3624CG	\$75.00	NP3624SSC	\$213.00	36 x 24	34.20 x 22.20 [869 x 564]
NP3630C	\$99.00	NP3630CG	\$99.00	NP3630SSC	\$263.00	36 x 30	34.20 x 28.20 [869 x 716]
NP3636C	\$117.00	NP3636CG	\$117.00	NP3636SSC	\$318.00	36 x 36	34.20 x 34.20 [869 x 869]
NP4024C	\$99.00	NP4024CG	\$99.00	—		40 x 24	38.20 x 22.20 [970 x 564]
NP4230C	\$126.00	—		—		42 x 32	40.20 x 28.20 [1021 x 716]
NP4236C	\$148.00	NP4236CG	\$148.00	NP4236SSC	\$411.00	42 x 36	40.20 x 34.20 [1021 x 869]
NP4824C	\$107.00	NP4824CG	\$107.00	—		48 x 24	46.20 x 22.20 [1173 x 564]
NP4836C	\$168.00	NP4836CG	\$168.00	NP4836SSC	\$446.00	48 x 36	46.20 x 34.20 [1173 x 869]
NP6036C	\$188.00	NP6036CG	\$188.00	NP6036SSC	\$535.00	60 x 36	58.20 x 34.20 [1478 x 869]

Notes: Dimensions in inches [millimeters].
Letters in table correspond to letters on dimensional drawing.
*Disconnect enclosures will be up to 2 inches [51mm] wider than width dimensions in this table.

Swing-Out Panels for Ultimate Series Enclosures



For N412 Ultimate Series Wall Mount Enclosures except N412-1PTC, -3PTC, -SS1PTC, -SS3PTC, -SSA1PTC, and -SSA3PTC

- Maximum swing 107 degrees
- Convenient access to sub enclosure is provided via 1/4 turn pull-tab
- On solid doors, the clearance from the swing panel face to the interior door face is 1-1/4", and 1" on window doors (when the door is closed)
- The kit includes the swing panel, brackets and hardware necessary for a tub flange install. Swing out panels meet Type 1 with enclosure door open
- Painted steel subpanels are painted white polyester powder over phosphated surfaces
- Fabricated from 14 gauge steel
- Mounting hardware is furnished with each panel

Enclosure Shipping Schedule
1 -10 days
Color indicates shipping lead time in business days.

NOTE: HFWNSPxxxC swing-out panels will not fit in older NEMA 4/12 enclosures (purchased prior to 3-23-05) that do not have a C suffix. For example: Swing-out panel HFWNSP1212C will not fit enclosures N41212126 or N412121206SS.



Swing-Out Panels for Ultimate Series Enclosures				
Part Number	Price	Panel Size CxE	Overall Dimensions HxW	Nominal Enclosure Nominal Size
HFWNSP1212C	\$85.00	9.75 x 9.75 [248 x 248]	10.50 x 10.62 [267 x 270]	12 x 12
HFWNSP1612C	\$89.00	13.75 x 9.75 [349 x 248]	14.50 x 10.62 [368 x 270]	16 x 12
HFWNSP1616C	\$93.00	13.75 x 13.75 [349 x 349]	14.50 x 14.62 [368 x 37]	16 x 16
HFWNSP1620C	\$98.00	13.75 x 17.75 [349 x 451]	14.50 x 18.62 [368 x 473]	16 x 20
HFWNSP2016C	\$98.00	17.75 x 13.75 [451 x 349]	18.50 x 14.62 [470 x 371]	20 x 16
HFWNSP2020C	\$104.00	17.75 x 17.75 [451 x 451]	18.50 x 18.62 [470 x 473]	20 x 20
HFWNSP2024C	\$110.00	17.75 x 21.75 [451 x 552]	18.50 x 22.62 [470 x 575]	20 x 24
HFWNSP2416C	\$103.00	21.75 x 13.75 [552 x 349]	22.50 x 14.62 [572 x 371]	24 x 16
HFWNSP2420C	\$110.00	21.75 x 17.75 [552 x 451]	22.50 x 18.62 [572 x 473]	24 x 20
HFWNSP2424C	\$117.00	21.75 x 21.75 [552 x 552]	22.50 x 22.62 [572 x 575]	24 x 24
HFWNSP3020C	\$119.00	27.75 x 17.75 [705 x 451]	28.50 x 18.62 [724 x 473]	30 x 20
HFWNSP3024C	\$128.00	27.75 x 21.75 [705 x 552]	28.50 x 22.62 [724 x 575]	30 x 24
HFWNSP3030C	\$141.00	27.75 x 27.75 [705 x 705]	28.50 x 28.62 [724 x 727]	30 x 30
HFWNSP3624C	\$139.00	33.75 x 21.75 [857 x 552]	34.50 x 22.62 [876 x 575]	36 x 24
HFWNSP3630C	\$155.00	33.75 x 27.75 [857 x 705]	34.50 x 28.62 [876 x 727]	36 x 30
HFWNSP3636C	\$171.00	33.75 x 33.75 [857 x 857]	34.50 x 34.62 [876 x 879]	36 x 36

Notes: Dimensions in inches [millimeters]. Letters in table correspond to letters on dimensional drawings. If used in a two-door enclosure, a center panel support must be ordered.

Dimensions

in [mm]

See our website: www.AutomationDirect.com for complete engineering drawings.

