

CLICK I/O Module Specifications

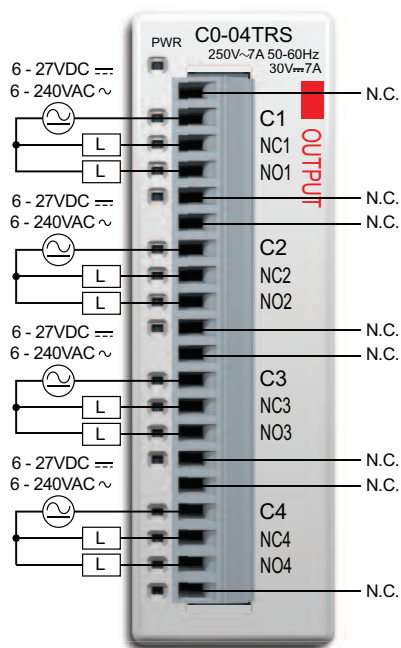
CO-04TRS



4-Point Relay Output Module

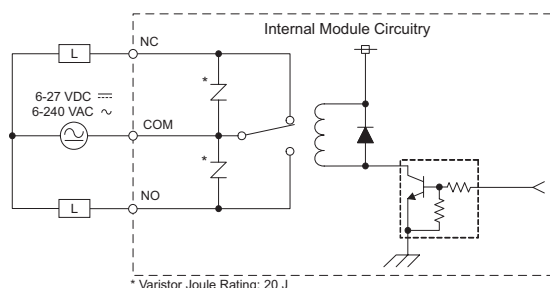
4-pt 6-240 VAC/6-27 VDC Isolated relay output module, 4 Form C (SPDT) relays, 4 isolated commons, 7 A/point, removable terminal block included (replacement ADC p/n CO-16TB).

Wiring Diagram

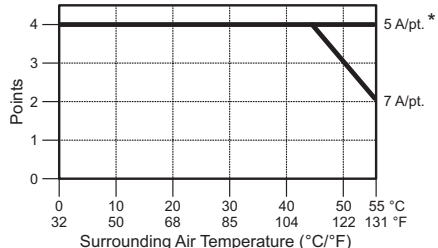


N.C. = Not Connected

Equivalent Output Circuit



Output Temperature Derating Chart



* No derating when the load current is 5A or less for each output point.

CO-04TRS Output Specifications	
Outputs per Module	4
Operating Voltage Range	6-27 VDC / 6-240 VAC
Output Voltage Range	5-30 VDC / 5-264 VAC
Output Type	Relay, form C (SPDT)
AC Frequency	47-63 Hz
Maximum Current	7 A/point, 7 A/common
Minimum Load Current	100 mA @ 5 VDC
Maximum Leakage Current	0.1 mA @ 264 VAC
Maximum Inrush Current	12 A
OFF to ON Response	< 15 ms
ON to OFF Response	< 15 ms
Status Indicators	Logic Side (4 points, red LED) Power Indicator (green LED)
Commons	4 (1 point/common) Isolated
Bus Power Required (24 VDC)	Max. 100 mA (All Outputs On)
Protection Circuit	Not built into the module - Install protection elements such as external fuse
Terminal Block Replacement	ADC p/n CO-16TB
Weight	4.4 oz (125 g)

Typical Relay Life (Operations) at Room Temperature

Voltage & Load Type	Relay Life
30 VDC, 7 A Resistive	100,000 cycles
250 VAC, 7 A Resistive	100,000 cycles
250 VAC, 4.9 A Solenoid	90,000 cycles
250 VAC, 2.9 A Solenoid	100,000 cycles
ON to OFF = 1 cycle	

ZipLink Pre-Wired PLC Connection Cables and Modules



ZL-RTB20 20-pin feed-through connector module



20-pin connector cable
ZL-CO-CBL20 (0.5 m length)
ZL-CO-CBL20-1 (1.0 m length)
ZL-CO-CBL20-2 (2.0 m length)



NOTE: THE CO-04TRS RELAY OUTPUT MODULE IS DERATED TO 2A PER POINT MAXIMUM WHEN USED WITH THE ZIPLINK WIRING SYSTEM.