

NEMA 4, 12 and 13 Single-Door Wall Mount with Window (Ultimate Series)



Application

Designed to house and protect electrical and electronic components from harsh, dirty environments. For use in installations where dust, dirt, oil, water or other contaminants are present. Streamlined styling, window, and an attractive, durable finish complement any high-tech electronic equipment.

Construction

- Bodies and doors fabricated from 14 gauge steel
- Plasma welded seams
- Poured-in-place polyurethane gasket
- Collar studs provided for mounting optional subpanels
- Grounding provisions provided
- Concealed hinges
- Polycarbonate viewing window
- Increased tub openings to accommodate larger size [optional] subpanels
- Optional subpanels must be ordered separately
- Swing-out panel kits WAJCDFK and WANADFK will not work with these enclosures
- Doors are interchangeable and easily removable [open to 90° to remove door]

- 1/4 turn semi-flush oil tight latches are supplied to hold door securely closed
- Mounting holes in rear of enclosure body
- **Uses N41214 series latches**

Finish

- ANSI 61 gray light-textured [N41212xxxxC] or RAL7035 gray textured [N41212xxxxCLG] inside and outside over phosphatized surfaces
- Painted steel subpanels are white polyester powder over phosphatized surfaces
- Galvanized and stainless subpanels are a conductive finish [unpainted]

Listings

- UL 508, Types 4, 12, and 13 [UL file E64791]
- CSA Certified, Types 4, 12, and 13 [CSA file LL66078]
- Meets NEMA/EEMAC Types 4, 12 and 13 requirements
- Wall mounting brackets required to maintain UL/CSA external mounting requirements.



Enclosure Shipping Schedule		
Same day	1 - 7 days	1 -10 days

Color indicates shipping lead time in business days.

FOR CURRENT LISTINGS, PLEASE SEE WWW.AUTOMATIONDIRECT.COM

NEMA 4, 12 and 13 Single-Door Wall Mount with Window (Ultimate Series)										
ANSI 61 Gray Light-Textured	Price	RAL7035 Gray Textured	Price	Enclosure Size HxWxD	C	E	Painted Steel Subpanel	Stainless Steel Subpanel	Galvanized Subpanel	Swing-Out Panel
N412121206WC	\$259.00	N412121206WCLG	\$259.00	12.00 x 12.00 x 6.92 [305 x 305 x 176]	6 [152]	—	NP1212C	—	NP1212CG	HFWNSP1212C
N412121208WC	\$276.00	N412121208WCLG	\$276.00	12.00 x 12.00 x 8.92 [305 x 305 x 227]	6 [152]	—	NP1212C	—	NP1212CG	HFWNSP1212C
N412161206WC	\$277.00	N412161206WCLG	\$277.00	16.00 x 12.00 x 6.92 [406 x 305 x 176]	8 [203]	—	NP1612C	NP1612SSC	NP1612CG	HFWNSP1612C
N412161208WC	\$290.00	N412161208WCLG	\$290.00	16.00 x 12.00 x 8.2 [406 x 305 x 227]	8 [203]	—	NP1612C	NP1612SSC	NP1612CG	HFWNSP1612C
N412161210WC	\$302.00	N412161210WCLG	\$302.00	16.00 x 12.00 x 10.92 [406 x 305 x 277]	8 [203]	—	NP1612C	NP1612SSC	NP1612CG	HFWNSP1612C
N412201606WC	\$319.00	N412201606WCLG	\$319.00	20.00 x 16.00 x 6.92 [508 x 406 x 176]	10 [254]	—	NP2016C	NP2016SSC	NP2016CG	HFWNSP2016C
N412201608WC	\$337.00	N412201608WCLG	\$337.00	20.00 x 16.00 x 8.92 [508 x 406 x 227]	10 [254]	—	NP2016C	NP2016SSC	NP2016CG	HFWNSP2016C
N412201610WC	\$350.00	N412201610WCLG	\$350.00	20.00 x 16.00 x 10.92 [508 x 406 x 277]	10 [254]	—	NP2016C	NP2016SSC	NP2016CG	HFWNSP2016C
N412202006WC	\$345.00	N412202006WCLG	\$345.00	20.00 x 20.00 x 6.92 [508 x 508 x 176]	10 [254]	—	NP2020C	NP2020SSC	NP2020CG	HFWNSP2020C
N412202008WC	\$364.00	N412202008WCLG	\$364.00	20.00 x 20.00 x 8.92 [508 x 508 x 227]	10 [254]	—	NP2020C	NP2020SSC	NP2020CG	HFWNSP2020C
N412202010WC	\$379.00	N412202010WCLG	\$379.00	20.00 x 20.00 x 10.92 [508 x 508 x 277]	10 [254]	—	NP2020C	NP2020SSC	NP2020CG	HFWNSP2020C

Notes: Subpanels must be ordered separately.
Dimensions in inches [millimeters].
Letters in table correspond to letters on dimensional drawings.

NEMA 4, 12 and 13 Single-Door Wall Mount with Window (Ultimate Series)



Enclosure Shipping Schedule		
Same day	1 - 7 days	1 - 10 days

Color indicates shipping lead time in business days.

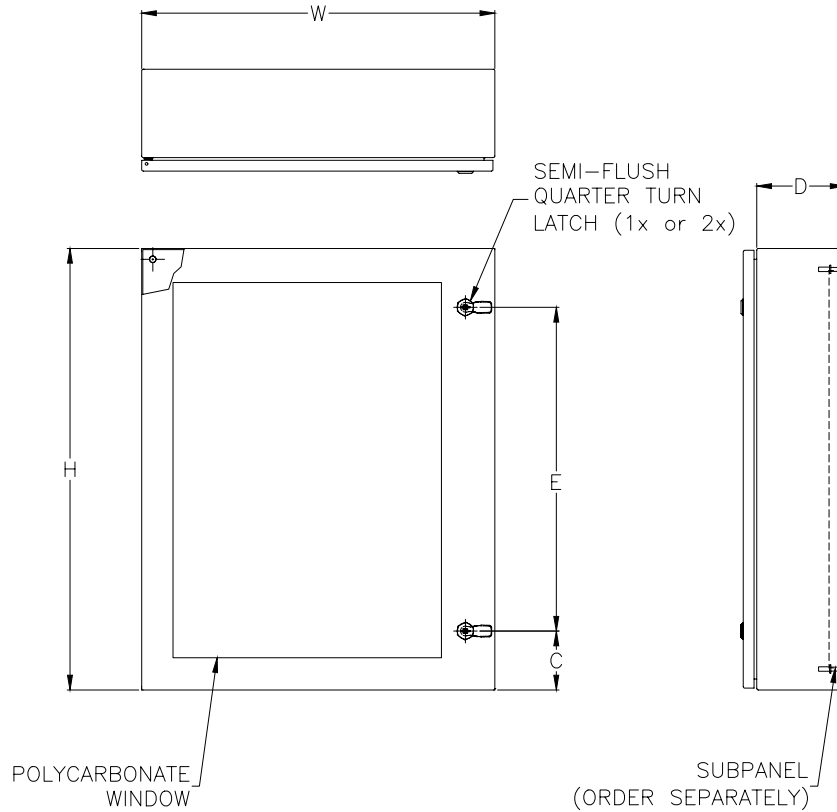
NEMA 4, 12 and 13 Single-Door Wall Mount with Window (Ultimate Series) – [cont.]										
ANSI 61 Gray Light-Textured	Price	RAL7035 Gray Textured	Price	Enclosure Size HxWxD	C	E	Painted Steel Subpanel	Stainless Steel Subpanel	Galvanized Subpanel	Swing-Out Panel
N412202012WC	\$403.00	N412202012WCLG	\$403.00	20.00 x 20.00 x 12.92 [508 x 508 x 328]	10 [254]	—	NP2020C	NP2020SSC	NP2020CG	HFWNSP2020C
N412242006WC	\$370.00	N412242006WCLG	\$370.00	24.00 x 20.00 x 6.92 [610 x 508 x 176]	12 [305]	—	NP2420C	NP2420SSC	NP2420CG	HFWNSP2420C
N412242008WC	\$391.00	N412242008WCLG	\$391.00	24.00 x 20.00 x 8.92 [610 x 508 x 227]	12 [305]	—	NP2420C	NP2420SSC	NP2420CG	HFWNSP2420C
N412242010WC	\$407.00	N412242010WCLG	\$407.00	24.00 x 20.00 x 10.92 [610 x 508 x 277]	12 [305]	—	NP2420C	NP2420SSC	NP2420CG	HFWNSP2420C
N412242012WC	\$434.00	N412242012WCLG	\$434.00	24.00 x 20.00 x 12.92 [610 x 508 x 328]	12 [305]	—	NP2420C	NP2420SSC	NP2420CG	HFWNSP2420C
N412242406WC	\$399.00	N412242406WCLG	\$399.00	24.00 x 24.00 x 6.92 [610 x 610 x 176]	4 [102]	16 [406]	NP2424C	NP2424SSC	NP2424CG	HFWNSP2424C
N412242408WC	\$422.00	N412242408WCLG	\$422.00	24.00 x 24.00 x 8.92 [610 x 610 x 227]	4 [102]	16 [406]	NP2424C	NP2424SSC	NP2424CG	HFWNSP2424C
N412242410WC	\$439.00	N412242410WCLG	\$439.00	24.00 x 24.00 x 10.92 [610 x 610 x 277]	4 [102]	16 [406]	NP2424C	NP2424SSC	NP2424CG	HFWNSP2424C
N412242412WC	\$469.00	N412242412WCLG	\$469.00	24.00 x 24.00 x 12.92 [610 x 610 x 328]	4 [102]	16 [406]	NP2424C	NP2424SSC	NP2424CG	HFWNSP2424C
N412242416WC	\$516.00	N412242416WCLG	\$516.00	24.00 x 24.00 x 16.92 [610 x 610 x 430]	4 [102]	16 [406]	NP2424C	NP2424SSC	NP2424CG	HFWNSP2424C
N412242420WC	\$562.00	N412242420WCLG	\$562.00	24.00 x 24.00 x 20.92 [610 x 610 x 531]	4 [102]	16 [406]	NP2424C	NP2424SSC	NP2424CG	HFWNSP2424C
N412302406WC	\$422.00	N412302406WCLG	\$422.00	30.00 x 24.00 x 6.92 [762 x 610 x 176]	4 [102]	22 [559]	NP3024C	NP3024SSC	NP3024CG	HFWNSP3024C
N412302408WC	\$469.00	N412302408WCLG	\$469.00	30.00 x 24.00 x 8.92 [762 x 610 x 227]	4 [102]	22 [559]	NP3024C	NP3024SSC	NP3024CG	HFWNSP3024C
N412302410WC	\$490.00	N412302410WCLG	\$490.00	30.00 x 24.00 x 10.92 [762 x 610 x 277]	4 [102]	22 [559]	NP3024C	NP3024SSC	NP3024CG	HFWNSP3024C
N412302412WC	\$521.00	N412302412WCLG	\$521.00	30.00 x 24.00 x 12.92 [762 x 610 x 328]	4 [102]	22 [559]	NP3024C	NP3024SSC	NP3024CG	HFWNSP3024C
N412302420WC	\$626.00	N412302420WCLG	\$626.00	30.00 x 24.00 x 20.92 [762 x 610 x 531]	4 [102]	22 [559]	NP3024C	NP3024SSC	NP3024CG	HFWNSP3024C

Notes: Subpanels must be ordered separately.
Dimensions in inches [millimeters].
Letters in table correspond to letters on dimensional drawings.

NEMA 4, 12 and 13 Single-Door Wall Mount with Window (Ultimate Series)

Dimensions

in [mm]



NOTE:

1. LARGE PRINT POCKET [8x10] IS FURNISHED IF H=20" OR MORE AND W=20" OR MORE, OTHERWISE SMALL [6x6] PRINT POCKET IS PROVIDED.
2. TWO HINGES PROVIDED WITH EACH ENCLOSURE.
3. ENCLOSURES SMALLER THAN 24"x24" ONLY HAVE ONE LATCH.

See our website: www.AutomationDirect.com for complete engineering drawings.

Enclosure Subpanels

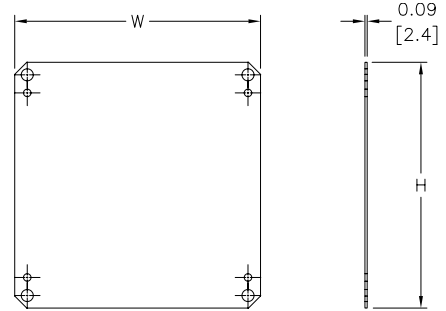


Subpanels for Ultimate Series Wall Mount Enclosures

- 12 gauge steel
- Subpanels with dimensions 30" x 30" and larger are flanged on all sides. Smaller subpanels are flanged on two sides
- Painted steel subpanels are white polyester powder over phosphatized surfaces
- Galvanized subpanels have a conductive finish (no paint)



Dimensions in [mm]



Panels listed fit all styles of N412 Ultimate Series wall mount enclosures, including slope top and disconnect enclosures.

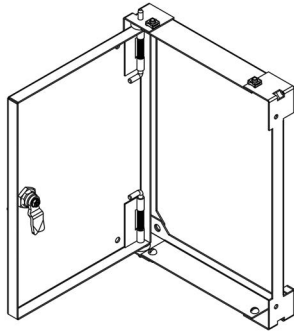
NOTE: NPxxxxC subpanels will not fit in older NEMA 4/12 enclosures (purchased prior to 3-23-05) that do not have a C suffix. For example: Subpanel NP1212C will not fit enclosures N412121206 or N412121206SS.

Enclosure Shipping Schedule	
Same day	1 - 7 days
Color indicates shipping lead time in business days.	

Subpanels for Ultimate Series Wall Mount Enclosures							
Painted Steel	Price	Galvanized	Price	304 Stainless Steel	Price	Nominal Enclosure Size HxW*	Subpanel Size AxB
NP1212C	\$16.00	NP1212CG	\$16.00	-		12 x 12	10.20 x 10.20 [259 x 259]
NP1612C	\$19.50	NP1612CG	\$19.50	NP1612SSC	\$101.00	16 x 12	14.20 x 10.20 [361 x 259]
NP1616C	\$26.50	NP1616CG	\$26.50	NP1616SSC	\$70.00	16 x 16	14.20 x 14.20 [361 x 361]
NP2016C	\$26.50	NP2016CG	\$26.50	NP2016SSC	\$70.00	16 x 20 20 x 16	18.20 x 14.20 [462 x 361]
NP2020C	\$33.00	NP2020CG	\$33.00	NP2020SSC	\$93.00	20 x 20	18.20 x 18.20 [462 x 462]
NP2416C	\$37.00	NP2416CG	\$37.00	NP2416SSC	\$105.00	24 x 16	22.20 x 14.20 [564 x 361]
NP2420C	\$45.00	NP2420CG	\$45.00	NP2420SSC	\$119.00	24 x 20	22.20 x 18.20 [564 x 462]
NP2424C	\$47.50	NP2424CG	\$47.50	NP2424SSC	\$128.00	24 x 24	22.20 x 22.20 [564 x 564]
NP3020C	\$60.00	NP3020CG	\$60.00	-		30 x 20	28.20 x 18.20 [716 x 462]
NP3024C	\$57.00	NP3024CG	\$57.00	NP3024SSC	\$155.00	30 x 24	28.20 x 22.20 [716 x 564]
NP3030C	\$97.00	NP3030CG	\$97.00	NP3030SSC	\$276.00	30 x 30	28.20 x 28.20 [716 x 716]
NP3624C	\$75.00	NP3624CG	\$75.00	NP3624SSC	\$213.00	36 x 24	34.20 x 22.20 [869 x 564]
NP3630C	\$99.00	NP3630CG	\$99.00	NP3630SSC	\$263.00	36 x 30	34.20 x 28.20 [869 x 716]
NP3636C	\$117.00	NP3636CG	\$117.00	NP3636SSC	\$318.00	36 x 36	34.20 x 34.20 [869 x 869]
NP4024C	\$99.00	NP4024CG	\$99.00	-		40 x 24	38.20 x 22.20 [970 x 564]
NP4230C	\$126.00	-		-		42 x 32	40.20 x 28.20 [1021 x 716]
NP4236C	\$148.00	NP4236CG	\$148.00	NP4236SSC	\$411.00	42 x 36	40.20 x 34.20 [1021 x 869]
NP4824C	\$107.00	NP4824CG	\$107.00	-		48 x 24	46.20 x 22.20 [1173 x 564]
NP4836C	\$168.00	NP4836CG	\$168.00	NP4836SSC	\$446.00	48 x 36	46.20 x 34.20 [1173 x 869]
NP6036C	\$188.00	NP6036CG	\$188.00	NP6036SSC	\$535.00	60 x 36	58.20 x 34.20 [1478 x 869]

Notes: Dimensions in inches [millimeters].
 Letters in table correspond to letters on dimensional drawing.
 *Disconnect enclosures will be up to 2 inches [51mm] wider than width dimensions in this table.

Swing-Out Panels for Ultimate Series Enclosures



For N412 Ultimate Series Wall Mount Enclosures except N412-1PTC, -3PTC, -SS1PTC, -SS3PTC, -SSA1PTC, and -SSA3PTC

- Maximum swing 107 degrees
- Convenient access to sub enclosure is provided via 1/4 turn pull-tab
- On solid doors, the clearance from the swing panel face to the interior door face is 1-1/4", and 1" on window doors (when the door is closed)
- The kit includes the swing panel, brackets and hardware necessary for a tub flange install. Swing out panels meet Type 1 with enclosure door open
- Painted steel subpanels are painted white polyester powder over phosphated surfaces
- Fabricated from 14 gauge steel
- Mounting hardware is furnished with each panel

Enclosure Shipping Schedule
1 -10 days
Color indicates shipping lead time in business days.

Notes: HFWNSPxxxxC swing-out panels will not fit in older NEMA 4/12 enclosures (purchased prior to 3-23-05) that do not have a C suffix. For example: Swing-out panel HFWNSP1212C will not fit enclosures N41212126 or N412121206SS.



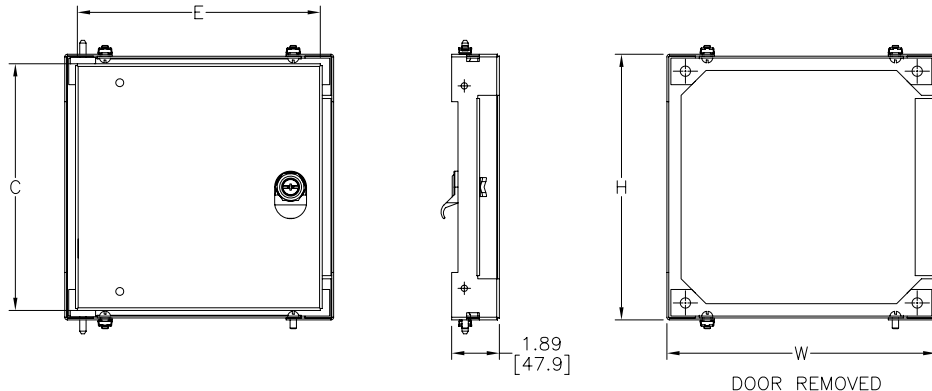
Swing-Out Panels for Ultimate Series Enclosures				
Part Number	Price	Panel Size CxE	Overall Dimensions HxW	Nominal Enclosure Nominal Size
HFWNSP1212C	\$85.00	9.75 x 9.75 [248 x 248]	10.50 x 10.62 [267 x 270]	12 x 12
HFWNSP1612C	\$89.00	13.75 x 9.75 [349 x 248]	14.50 x 10.62 [368 x 270]	16 x 12
HFWNSP1616C	\$93.00	13.75 x 13.75 [349 x 349]	14.50 x 14.62 [368 x 37]	16 x 16
HFWNSP1620C	\$98.00	13.75 x 17.75 [349 x 451]	14.50 x 18.62 [368 x 473]	16 x 20
HFWNSP2016C	\$98.00	17.75 x 13.75 [451 x 349]	18.50 x 14.62 [470 x 371]	20 x 16
HFWNSP2020C	\$104.00	17.75 x 17.75 [451 x 451]	18.50 x 18.62 [470 x 473]	20 x 20
HFWNSP2024C	\$110.00	17.75 x 21.75 [451 x 552]	18.50 x 22.62 [470 x 575]	20 x 24
HFWNSP2416C	\$103.00	21.75 x 13.75 [552 x 349]	22.50 x 14.62 [572 x 371]	24 x 16
HFWNSP2420C	\$110.00	21.75 x 17.75 [552 x 451]	22.50 x 18.62 [572 x 473]	24 x 20
HFWNSP2424C	\$117.00	21.75 x 21.75 [552 x 552]	22.50 x 22.62 [572 x 575]	24 x 24
HFWNSP3020C	\$119.00	27.75 x 17.75 [705 x 451]	28.50 x 18.62 [724 x 473]	30 x 20
HFWNSP3024C	\$128.00	27.75 x 21.75 [705 x 552]	28.50 x 22.62 [724 x 575]	30 x 24
HFWNSP3030C	\$141.00	27.75 x 27.75 [705 x 705]	28.50 x 28.62 [724 x 727]	30 x 30
HFWNSP3624C	\$139.00	33.75 x 21.75 [857 x 552]	34.50 x 22.62 [876 x 575]	36 x 24
HFWNSP3630C	\$155.00	33.75 x 27.75 [857 x 705]	34.50 x 28.62 [876 x 727]	36 x 30
HFWNSP3636C	\$171.00	33.75 x 33.75 [857 x 857]	34.50 x 34.62 [876 x 879]	36 x 36

*Notes: Dimensions in inches [millimeters].
Letters in table correspond to letters on dimensional drawings.
If used in a two-door enclosure, a center panel support must be ordered.*

Dimensions

in [mm]

See our website: www.AutomationDirect.com for complete engineering drawings.



Enclosure Accessories - Miscellaneous



Vapor Capsule

Carrying Handle



Carrying Handle	Price	Description	Wt.
HW-CARRYINGHANDLE	\$17.50	Non-metallic black handle, for use on Hubbell-Wiegmann non-metallic enclosures.	2 oz.



Vapor Capsule	Price	Description	Wt.
HW-C12	\$15.00	Non-toxic vapor emitted from the capsule passivates the metal surfaces on the interior of the enclosure against atmospheric corrosion for up to one year by reducing the electro-chemical activity of the metal surfaces. Installs easily with a self-adhesive strip.	1 oz.

Strip Gasket



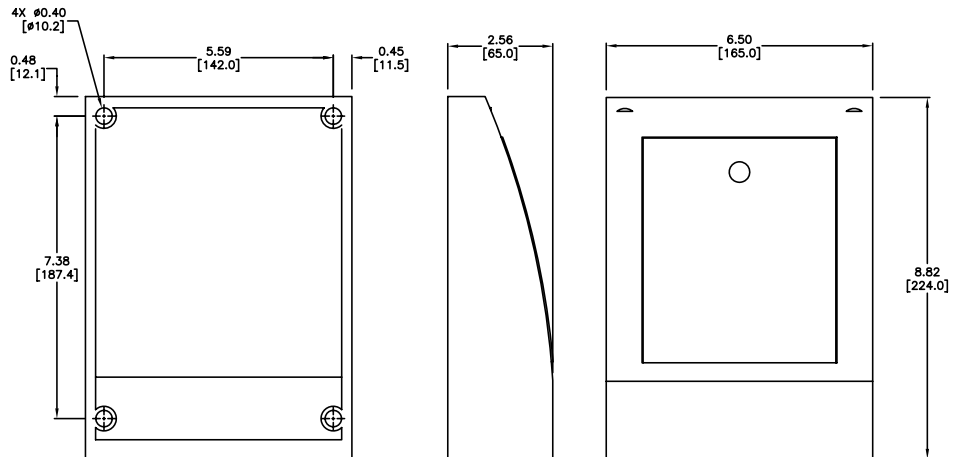
Strip Gasket	Price	Description	Wt.
WGAS51634	\$16.00	Hubbell-Wiegmann strip gasket, replacement, self-adhesive, microcell urethane foam, 5/16 inch thick x 3/4 inch wide x 10 ft long roll. For gasket replacement on Hubbell-Wiegmann wall-mount NEMA 12, 4 & 4X enclosures.	7oz.
WGAS3834	\$16.00	Hubbell-Wiegmann strip gasket, replacement, self-adhesive, closed cell sponge rubber, 3/8 inch thick x 3/4 inch wide x 10 ft long roll. For gasket replacement on Hubbell-Wiegmann floor-mount and freestanding NEMA 12, 4 & 4X enclosures.	7oz.

Enclosure Shipping Schedule	
Same day	1 - 14 days
Color indicates shipping lead time in business days.	



Dimensions

in [mm]



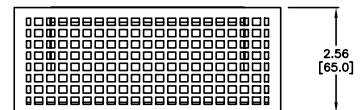
Locking Protective Cover



Features

- Packaged multi-purpose protective cover
- Locking door
- Weather and UV resistant (UL 94-HB)
- IP 20 Protection Class
- Includes mounting screws

Locking Protective Cover	Description	Price
086110-00	Stego multi-purpose protective cover with locking door, weather and UV resistant (UL 94-HB), IP20 protection class. Includes mounting screws and keys.	\$37.00



See our website: www.AutomationDirect.com for complete engineering drawings.