

NEMA 4, 12 and 13 Single-Door Wall Mount with Slope Top (Ultimate Series)



Application

Designed to house and protect electrical and electronic components from harsh, dirty environments. For use in installations where dust, dirt, oil, water or other contaminants are present. Streamlined styling, sloped top, and an attractive, durable finish complement any high-tech electronic equipment.

Construction

- Bodies and doors fabricated from 14 gauge steel
- Plasma welded seams
- 20° sloped top
- Sloped “Top tub flange”
- Polyurethane poured in place gasket
- Collar studs provided for mounting optional subpanels
- Grounding provisions provided
- Concealed hinges
- Increased tub openings to accommodate larger size [optional] subpanels
- Optional subpanels must be ordered separately
- Swing-out panel kits WAJCDFK and WANADFK will not work with these enclosures

- Doors are interchangeable and easily removable [open to 90° to remove door]
- 1/4 turn semi-flush oil tight latches are supplied to hold door securely closed
- Mounting holes in rear of enclosure body

Finish

- ANSI 61 gray light-textured [N41212xxxxC] inside and outside over phosphatized surfaces
- Painted steel subpanels are white polyester powder over phosphatized surfaces
- Galvanized and stainless subpanels are a conductive finish [unpainted]

Listings

- UL 508, Types 4, 12, and 13 [UL file E64791]
- CSA Certified, Types 4, 12, and 13 [CSA file LL66078]
- Meets NEMA/EEMAC Types 4, 12 and 13 requirements
- Wall mounting brackets required to maintain UL/CSA external mounting requirements.



| Enclosure Shipping Schedule | | |
|--|------------|------------|
| Same day | 1 - 7 days | 1 -10 days |
| Color indicates shipping lead time in business days. | | |

FOR CURRENT LISTINGS, PLEASE SEE WWW.AUTOMATIONDIRECT.COM

| NEMA 4, 12 and 13 Single-Door Wall Mount with Slope Top (Ultimate Series) | | | | | | | | |
|---|----------|---------------------------|-------------|-------------|------------------------|--------------------------|---------------------|-----------------|
| ANSI 61 Gray Light-Textured | Price | Enclosure Size HxWxD | C | E | Painted Steel Subpanel | Stainless Steel Subpanel | Galvanized Subpanel | Swing-Out Panel |
| N412121206CST | \$201.00 | 12x12x6 [305x305x152] | 6 [152] | — | NP1212C | — | NP1212CG | HFWNSP1212C |
| N412161206CST | \$215.00 | 16x12x6 [406x305x152] | 8 [203] | — | NP1612C | NP1612SSC | NP1612CG | HFWNSP1612C |
| N412161608CST | \$243.00 | 16x16x8 [406x406x203] | 8 [203] | — | NP1616C | NP1616SSC | NP1616CG | HFWNSP1616C |
| N412201606CST | \$248.00 | 20x16x6 [508x406x152] | 10 [254] | — | NP2016C | NP2016SSC | NP2016CG | HFWNSP2016C |
| N412201608CST | \$261.00 | 20x16x8 [508x406x203] | 10 [254] | — | NP2016C | NP2016SSC | NP2016CG | HFWNSP2016C |
| N412202006CST | \$268.00 | 20x20x6 [508x508x152] | 10 [254] | — | NP2020C | NP2020SSC | NP2020CG | HFWNSP2020C |
| N412202008CST | \$283.00 | 20x20x8 [508x508x203] | 10 [254] | — | NP2020C | NP2020SSC | NP2020CG | HFWNSP2020C |
| N412242008CST | \$304.00 | 24x20x8 [610x508x203] | 12 [305] | — | NP2420C | NP2420SSC | NP2420CG | HFWNSP2420C |
| N412242408CST | \$329.00 | 24x24x8 [610x610x203] | 4 [102] | 16 [406] | NP2424C | NP2424SSC | NP2424CG | HFWNSP2424C |
| N412242410CST | \$338.00 | 24x24x10 [610x610x254] | 4 [102] | 16 [406] | NP2424C | NP2424SSC | NP2424CG | HFWNSP2424C |
| N412242412CST | \$365.00 | 24x24x12 [610x610x305] | 4 [102] | 16 [406] | NP2424C | NP2424SSC | NP2424CG | HFWNSP2424C |
| N412302408CST | \$365.00 | 30x24x8 [762x610x203] | 4 [102] | 28 [711] | NP3024C | NP3024SSC | NP3024CG | HFWNSP3024C |

Note: Subpanels must be ordered separately. Dimensions in inches [millimeters]; letters in table correspond to letters on dimensional drawings.

NEMA 4, 12 and 13 Single-Door Wall Mount with Slope Top (Ultimate Series)



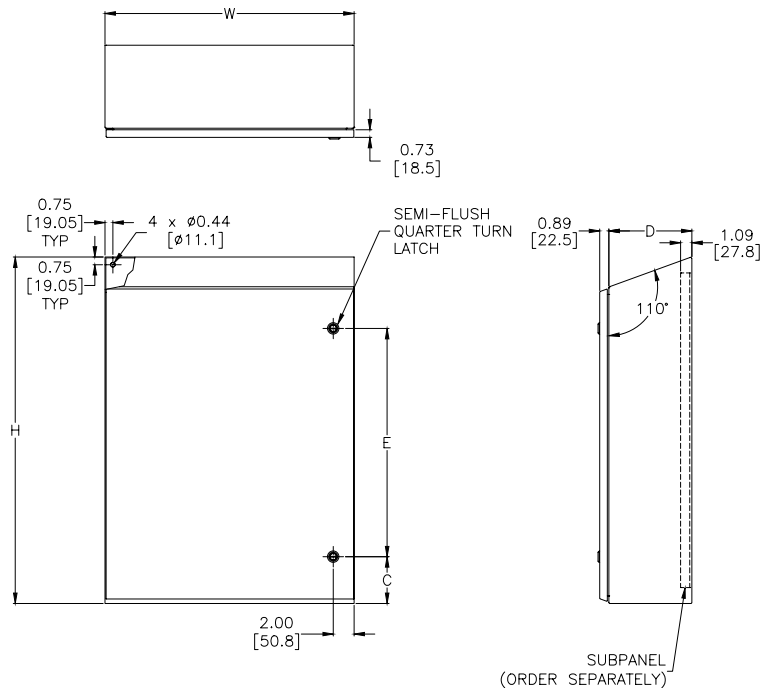
| Enclosure Shipping Schedule | | |
|-----------------------------|------------|------------|
| Same day | 1 - 7 days | 1 -10 days |

Color indicates shipping lead time in business days.

| NEMA 4, 12 and 13 Single-Door Wall Mount with Slope Top (Ultimate Series) – [cont.] | | | | | | | | |
|---|----------|----------------------------|-------------|-------------|------------------------|--------------------------|---------------------|-----------------|
| ANSI 61 Gray Light-Textured | Price | Enclosure Size HxWxD | C | E | Painted Steel Subpanel | Stainless Steel Subpanel | Galvanized Subpanel | Swing-Out Panel |
| N412302410CST | \$375.00 | 30x24x10 [762x610x254] | 4 [102] | 22 [559] | NP3024C | NP3024SSC | NP3024CG | HFWNSP3024C |
| N412302412CST | \$405.00 | 30x24x12 [762x610x305] | 4 [102] | 22 [559] | NP3024C | NP3024SSC | NP3024CG | HFWNSP3024C |
| N412302420CST | \$500.00 | 30x24x20 [762x610x508] | 4 [102] | 16 [406] | NP3024C | NP3024SSC | NP3024CG | HFWNSP3024C |
| N412303008CST | \$407.00 | 30x30x8 [762x762x203] | 4 [102] | 22 [559] | NP3030C | NP3030SSC | NP3030CG | HFWNSP3030C |
| N412363008CST | \$451.00 | 36x30x8 [914x762x203] | 4 [102] | 28 [711] | NP3630C | NP3630SSC | NP3630CG | HFWNSP3630C |
| N412363010CST | \$463.00 | 36x30x10 [914x762x254] | 4 [102] | 28 [711] | NP3630C | NP3630SSC | NP3630CG | HFWNSP3630C |
| N412363012CST | \$499.00 | 36x30x12 [914x762x305] | 4 [102] | 28 [711] | NP3630C | NP3630SSC | NP3630CG | HFWNSP3630C |
| N412363016CST | \$566.00 | 36x30x16 [914x762x406] | 4 [102] | 16 [406] | NP3630C | NP3630SSC | NP3630CG | HFWNSP3630C |
| N412363612CST | \$554.00 | 36x36x12 [914x914x305] | 4 [102] | 28 [711] | NP3636C | NP3636SSC | NP3636CG | HFWNSP3636C |
| N412483610CST | \$636.00 | 48x36x10 [1219x914x254] | 24 [610] | - | NP4836C | NP4836SSC | NP4836CG | - |
| N412483612CST | \$663.00 | 48x36x12 [1219x914x305] | 24 [610] | 16 [406] | NP4836C | NP4836SSC | NP4836CG | - |
| N412483616CST | \$728.00 | 48x36x16 [1219x914x406] | 24 [610] | 22 [559] | NP4836C | NP4836SSC | NP4836CG | - |
| N412603612CST | \$774.00 | 60x36x12 [1524x914x305] | 30 [762] | 28 [711] | NP6036C | NP6036SSC | NP6036CG | - |

Note: Subpanels must be ordered separately. Dimensions in inches [millimeters]; letters in table correspond to letters on dimensional drawings.

Dimensions in [mm]



NOTE:
 1. TWO HINGES PROVIDED WITH H<36". THREE HINGES PROVIDED WHEN H=36" OR GREATER. FOUR HINGES PROVIDED WHEN H=48" OR GREATER
 2. ENCLOSURES SMALLER THAN 24"x24" ONLY HAVE ONE LATCH.

See our website: www.AutomationDirect.com for complete engineering drawings.

Enclosure Subpanels

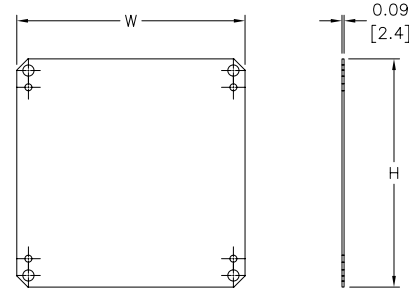


Subpanels for Ultimate Series Wall Mount Enclosures

- 12 gauge steel
- Subpanels with dimensions 30" x 30" and larger are flanged on all sides. Smaller subpanels are flanged on two sides
- Painted steel subpanels are white polyester powder over phosphatized surfaces
- Galvanized subpanels have a conductive finish (no paint)



Dimensions in [mm]



Panels listed fit all styles of N412 Ultimate Series wall mount enclosures, including slope top and disconnect enclosures.

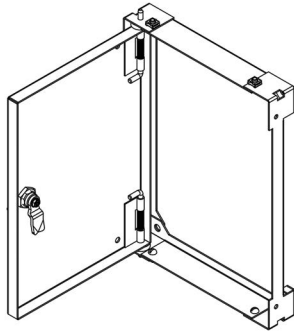
NOTE: NPxxxxC subpanels will not fit in older NEMA 4/12 enclosures (purchased prior to 3-23-05) that do not have a C suffix. For example: Subpanel NP1212C will not fit enclosures N412121206 or N412121206SS.

| Enclosure Shipping Schedule | |
|--|------------|
| Same day | 1 - 7 days |
| Color indicates shipping lead time in business days. | |

| Subpanels for Ultimate Series Wall Mount Enclosures | | | | | | | |
|---|----------|------------|----------|---------------------|----------|-----------------------------|----------------------------|
| Painted Steel | Price | Galvanized | Price | 304 Stainless Steel | Price | Nominal Enclosure Size HxW* | Subpanel Size AxB |
| NP1212C | \$16.00 | NP1212CG | \$16.00 | — | | 12 x 12 | 10.20 x 10.20 [259 x 259] |
| NP1612C | \$19.50 | NP1612CG | \$19.50 | NP1612SSC | \$101.00 | 16 x 12 | 14.20 x 10.20 [361 x 259] |
| NP1616C | \$26.50 | NP1616CG | \$26.50 | NP1616SSC | \$70.00 | 16 x 16 | 14.20 x 14.20 [361 x 361] |
| NP2016C | \$26.50 | NP2016CG | \$26.50 | NP2016SSC | \$70.00 | 16 x 20 20 x 16 | 18.20 x 14.20 [462 x 361] |
| NP2020C | \$33.00 | NP2020CG | \$33.00 | NP2020SSC | \$93.00 | 20 x 20 | 18.20 x 18.20 [462 x 462] |
| NP2416C | \$37.00 | NP2416CG | \$37.00 | NP2416SSC | \$105.00 | 24 x 16 | 22.20 x 14.20 [564 x 361] |
| NP2420C | \$45.00 | NP2420CG | \$45.00 | NP2420SSC | \$119.00 | 24 x 20 | 22.20 x 18.20 [564 x 462] |
| NP2424C | \$47.50 | NP2424CG | \$47.50 | NP2424SSC | \$128.00 | 24 x 24 | 22.20 x 22.20 [564 x 564] |
| NP3020C | \$60.00 | NP3020CG | \$60.00 | — | | 30 x 20 | 28.20 x 18.20 [716 x 462] |
| NP3024C | \$57.00 | NP3024CG | \$57.00 | NP3024SSC | \$155.00 | 30 x 24 | 28.20 x 22.20 [716 x 564] |
| NP3030C | \$97.00 | NP3030CG | \$97.00 | NP3030SSC | \$276.00 | 30 x 30 | 28.20 x 28.20 [716 x 716] |
| NP3624C | \$75.00 | NP3624CG | \$75.00 | NP3624SSC | \$213.00 | 36 x 24 | 34.20 x 22.20 [869 x 564] |
| NP3630C | \$99.00 | NP3630CG | \$99.00 | NP3630SSC | \$263.00 | 36 x 30 | 34.20 x 28.20 [869 x 716] |
| NP3636C | \$117.00 | NP3636CG | \$117.00 | NP3636SSC | \$318.00 | 36 x 36 | 34.20 x 34.20 [869 x 869] |
| NP4024C | \$99.00 | NP4024CG | \$99.00 | — | | 40 x 24 | 38.20 x 22.20 [970 x 564] |
| NP4230C | \$126.00 | — | | — | | 42 x 32 | 40.20 x 28.20 [1021 x 716] |
| NP4236C | \$148.00 | NP4236CG | \$148.00 | NP4236SSC | \$411.00 | 42 x 36 | 40.20 x 34.20 [1021 x 869] |
| NP4824C | \$107.00 | NP4824CG | \$107.00 | — | | 48 x 24 | 46.20 x 22.20 [1173 x 564] |
| NP4836C | \$168.00 | NP4836CG | \$168.00 | NP4836SSC | \$446.00 | 48 x 36 | 46.20 x 34.20 [1173 x 869] |
| NP6036C | \$188.00 | NP6036CG | \$188.00 | NP6036SSC | \$535.00 | 60 x 36 | 58.20 x 34.20 [1478 x 869] |

Notes: Dimensions in inches [millimeters].
 Letters in table correspond to letters on dimensional drawing.
 *Disconnect enclosures will be up to 2 inches [51mm] wider than width dimensions in this table.

Swing-Out Panels for Ultimate Series Enclosures



For N412 Ultimate Series Wall Mount Enclosures except N412-1PTC, -3PTC, -SS1PTC, -SS3PTC, -SSA1PTC, and -SSA3PTC

- Maximum swing 107 degrees
- Convenient access to sub enclosure is provided via 1/4 turn pull-tab
- On solid doors, the clearance from the swing panel face to the interior door face is 1-1/4", and 1" on window doors (when the door is closed)
- The kit includes the swing panel, brackets and hardware necessary for a tub flange install. Swing out panels meet Type 1 with enclosure door open
- Painted steel subpanels are painted white polyester powder over phosphated surfaces
- Fabricated from 14 gauge steel
- Mounting hardware is furnished with each panel

| Enclosure Shipping Schedule |
|--|
| 1 -10 days |
| Color indicates shipping lead time in business days. |

NOTE: HFWNSPxxxxC swing-out panels will not fit in older NEMA 4/12 enclosures (purchased prior to 3-23-05) that do not have a C suffix. For example: Swing-out panel HFWNSP1212C will not fit enclosures N41212126 or N412121206SS.



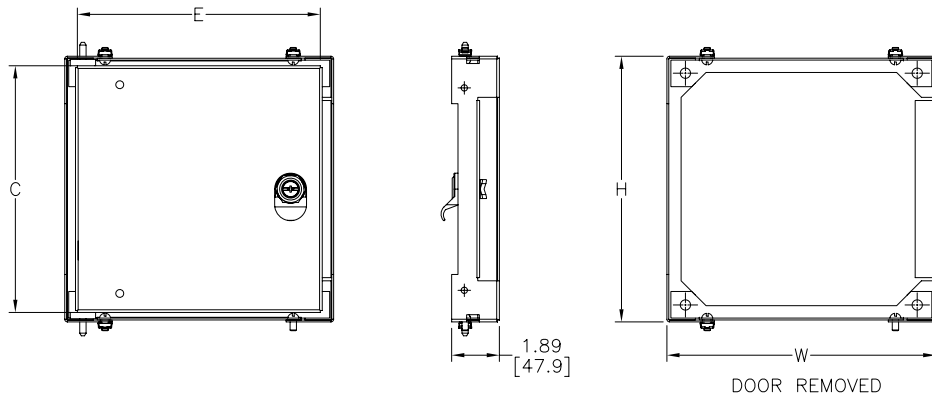
| Swing-Out Panels for Ultimate Series Enclosures | | | | |
|---|----------|---------------------------|---------------------------|--------------------------------|
| Part Number | Price | Panel Size CxE | Overall Dimensions HxW | Nominal Enclosure Nominal Size |
| HFWNSP1212C | \$85.00 | 9.75 x 9.75 [248 x 248] | 10.50 x 10.62 [267 x 270] | 12 x 12 |
| HFWNSP1612C | \$89.00 | 13.75 x 9.75 [349 x 248] | 14.50 x 10.62 [368 x 270] | 16 x 12 |
| HFWNSP1616C | \$93.00 | 13.75 x 13.75 [349 x 349] | 14.50 x 14.62 [368 x 37] | 16 x 16 |
| HFWNSP1620C | \$98.00 | 13.75 x 17.75 [349 x 451] | 14.50 x 18.62 [368 x 473] | 16 x 20 |
| HFWNSP2016C | \$98.00 | 17.75 x 13.75 [451 x 349] | 18.50 x 14.62 [470 x 371] | 20 x 16 |
| HFWNSP2020C | \$104.00 | 17.75 x 17.75 [451 x 451] | 18.50 x 18.62 [470 x 473] | 20 x 20 |
| HFWNSP2024C | \$110.00 | 17.75 x 21.75 [451 x 552] | 18.50 x 22.62 [470 x 575] | 20 x 24 |
| HFWNSP2416C | \$103.00 | 21.75 x 13.75 [552 x 349] | 22.50 x 14.62 [572 x 371] | 24 x 16 |
| HFWNSP2420C | \$110.00 | 21.75 x 17.75 [552 x 451] | 22.50 x 18.62 [572 x 473] | 24 x 20 |
| HFWNSP2424C | \$117.00 | 21.75 x 21.75 [552 x 552] | 22.50 x 22.62 [572 x 575] | 24 x 24 |
| HFWNSP3020C | \$119.00 | 27.75 x 17.75 [705 x 451] | 28.50 x 18.62 [724 x 473] | 30 x 20 |
| HFWNSP3024C | \$128.00 | 27.75 x 21.75 [705 x 552] | 28.50 x 22.62 [724 x 575] | 30 x 24 |
| HFWNSP3030C | \$141.00 | 27.75 x 27.75 [705 x 705] | 28.50 x 28.62 [724 x 727] | 30 x 30 |
| HFWNSP3624C | \$139.00 | 33.75 x 21.75 [857 x 552] | 34.50 x 22.62 [876 x 575] | 36 x 24 |
| HFWNSP3630C | \$155.00 | 33.75 x 27.75 [857 x 705] | 34.50 x 28.62 [876 x 727] | 36 x 30 |
| HFWNSP3636C | \$171.00 | 33.75 x 33.75 [857 x 857] | 34.50 x 34.62 [876 x 879] | 36 x 36 |

Notes: Dimensions in inches [millimeters]. Letters in table correspond to letters on dimensional drawings. If used in a two-door enclosure, a center panel support must be ordered.

Dimensions

in [mm]

See our website: www.AutomationDirect.com for complete engineering drawings.



Enclosure Accessories - Miscellaneous



Vapor Capsule

Carrying Handle



| Carrying Handle | Price | Description | Wt. |
|--------------------------|---------|---|-------|
| HW-CARRYINGHANDLE | \$17.50 | Non-metallic black handle, for use on Hubbell-Wiegmann non-metallic enclosures. | 2 oz. |



| Vapor Capsule | Price | Description | Wt. |
|---------------|---------|---|-------|
| HW-C12 | \$15.00 | Non-toxic vapor emitted from the capsule passivates the metal surfaces on the interior of the enclosure against atmospheric corrosion for up to one year by reducing the electro-chemical activity of the metal surfaces. Installs easily with a self-adhesive strip. | 1 oz. |

Strip Gasket



| Enclosure Shipping Schedule | |
|--|-------------|
| Same day | 1 - 14 days |
| Color indicates shipping lead time in business days. | |

| Strip Gasket | Price | Description | Wt. |
|------------------|---------|---|------|
| WGAS51634 | \$16.00 | Hubbell-Wiegmann strip gasket, replacement, self-adhesive, microcell urethane foam, 5/16 inch thick x 3/4 inch wide x 10 ft long roll. For gasket replacement on Hubbell-Wiegmann wall-mount NEMA 12, 4 & 4X enclosures. | 7oz. |
| WGAS3834 | \$16.00 | Hubbell-Wiegmann strip gasket, replacement, self-adhesive, closed cell sponge rubber, 3/8 inch thick x 3/4 inch wide x 10 ft long roll. For gasket replacement on Hubbell-Wiegmann floor-mount and freestanding NEMA 12, 4 & 4X enclosures. | 7oz. |

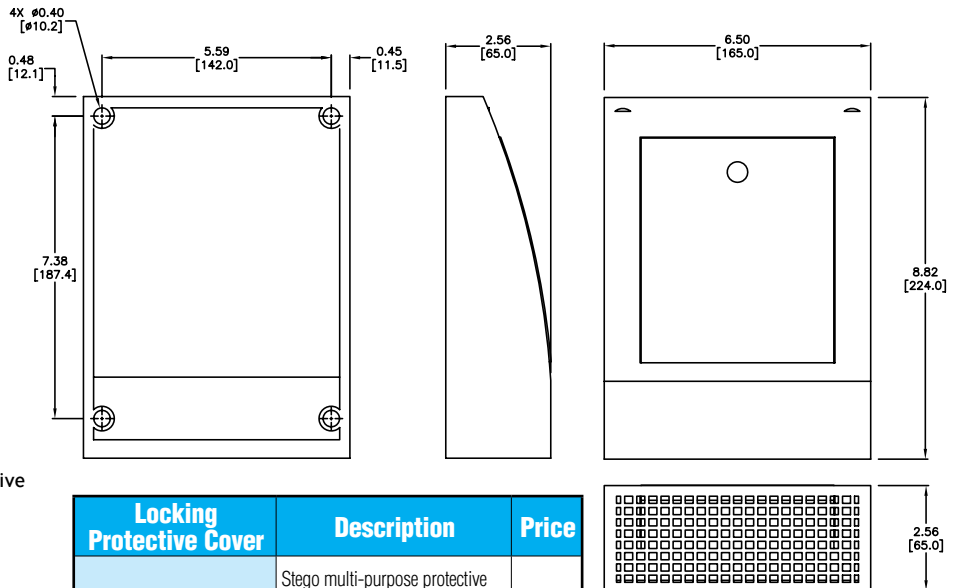


Locking Protective Cover



Dimensions

in [mm]



Features

- Packaged multi-purpose protective cover
- Locking door
- Weather and UV resistant (UL 94-HB)
- IP 20 Protection Class
- Includes mounting screws

| Locking Protective Cover | Description | Price |
|--------------------------|--|---------|
| 086110-00 | Stego multi-purpose protective cover with locking door, weather and UV resistant (UL 94-HB), IP20 protection class. Includes mounting screws and keys. | \$37.00 |

See our website: www.AutomationDirect.com for complete engineering drawings.