

# Quabbin 600 Volt Control Cable



## Overview

Quabbin 600 Volt control cables from AutomationDirect are suited for use in control panels, conduits, and where superior electrical properties are desired. Quabbin's 600 Volt Control Cable provide significant cost and space savings and are designed for 600V, 105C maximum ambient temperature, internal or external interconnection for industrial controls and instrumentation, HVAC controls, appliance controls, and mixed voltage/signal environments.

## Features

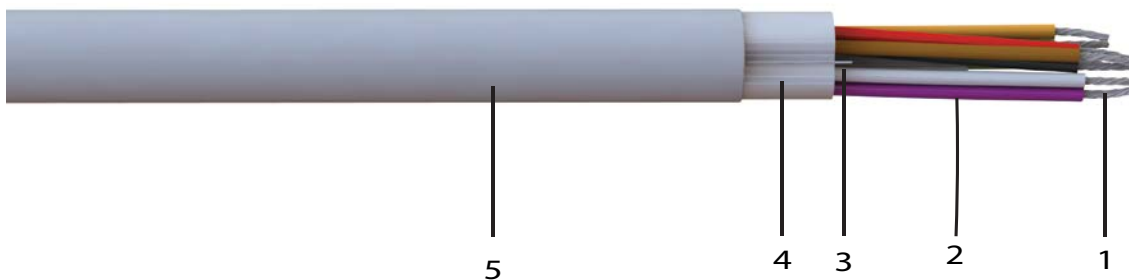
- 20AWG to 14AWG, 2 to 25 conductors
- Shielded and Unshielded constructions
- UL Appliance Wiring Material (AWM) style 2586
- Color coded Polyvinyl Chloride (PVC) conductor insulation
- Polyvinyl Chloride (PVC) Jacket
- Reduced diameter for space savings in panels and conduits.
- Cut to length in 1 foot increments
- Low 20 foot minimum length
- Made in the USA



Click on the above thumbnail or go to <https://www.automationdirect.com/VID-WD-0016> for a short introduction on our cut to length cable



Control Cable Conductor Identification					
Conductor Number	Primary Color	Stripe	Conductor Number	Primary Color	Stripe
1	Black	-	14	White	Orange
2	Brown	-	15	White	Yellow
3	Red	-	16	White	Green
4	Orange	-	17	White	Blue
5	Yellow	-	18	White	Violet
6	Green	-	19	White	Gray
7	Blue	-	20	White	Black/Brown
8	Violet	-	21	White	Black/Red
9	Gray	-	22	White	Black/Orange
10	White	-	23	White	Black/Yellow
11	White	Black	24	White	Black/Green
12	White	Brown	25	White	Black/Blue
13	White	Red			




- 1. Tinned Copper Conductors
- 2. Insulation: Polyvinyl Chloride (PVC)
- 3. Filler: Polypropylene
- 4. Binder: Clear Polyester tape or foil shield
- 5. Overall Jacket: Polyvinyl Chloride (PVC) Jacket

# 20 Gauge Cable (Unshielded)

20 Gauge 600 Volt Control Cable Specifications (Unshielded)			
<b>Conductor Gauge &amp; Stranding</b>	20AWG 7/28 stranded tinned copper	<b>Applicable Standards</b>	UL Appliance Wiring Material (AWM) style 2586 UL VW-1 UL 1581 Flame Tested CSA FT-4 Flame Tested
<b>Voltage Rating</b>	600V		
<b>Resistance</b>	10.4 Ω/1000ft		
<b>Operating Temperature</b>	-20°C to 105 °C (-4°F to 221°F)		
<b>Jacket Material</b>	Polyvinyl Chloride (PVC) jacket, Chrome Gray		
<b>Conductor Insulation</b>	0.016 Inch, PVC		
<b>Filler</b>	Polypropylene filler		
<b>Binder</b>	Clear Polyester binder tape		
<b>Conductor Markings</b>	Color coded conductors**		
<b>Temperature Rating</b>	105°C	<b>Approvals*</b>	UR E69976
<b>Flame Rating</b>	FT4	<b>Sample Print Legend</b>	600V-TROL® E69976 AWM 2586 VW-1 -- CSA LL51726 AWM I/II A/B 105C 600V FT4 -- RoHS -- (LOT DESIGNATOR)

\* To obtain the most current agency approval information, see Agency Approval Checklist section on the specific part number's web page at [www.AutomationDirect.com](http://www.AutomationDirect.com)

\*\* Color code located in table on overview page of this section

20 Gauge 600 Volt Control Cable (Unshielded)										
Part Number	Number of Conductors	AWG	Strand	Overall Conductor Insulation Thickness (Mils)	Overall Jacket Thickness (Mils)	Nominal O.D. (Inches ±10%)	Minimum Installed Bend Radius (inches)*	Minimum Cut Length (ft)**	Approximate Weight (lb/1,000ft)	Price per foot
										
CC600-20-3U-1	3	20	7	16	32	0.218	2.18	20	27	\$0.39
CC600-20-4U-1	4					0.236	2.36	20	33.3	\$0.46
CC600-20-9U-1	9					0.323	3.23	20	65.1	\$0.91
CC600-20-12U-1	12					0.351	3.51	20	81.2	\$1.03
CC600-20-15U-1	15					0.395	3.95	20	99.8	\$1.05
CC600-20-19U-1	19					0.417	4.17	20	121	\$1.11
CC600-20-25U-1	25					0.498	4.98	20	156.8	\$1.23

\* Installed bend radius ≥ 10x diameter

\*\* See web store for maximum cut lengths




Please Note: Our prices on flexible control cable are closely tied to the market price for copper. This allows us to offer the best savings possible if conditions are favorable; however, it also means that our prices may increase if market conditions warrant.

# 18 Gauge Cable (Unshielded)

18 Gauge 600 Volt Control Cable Specifications (Unshielded)			
<b>Conductor Gauge &amp; Stranding</b>	18AWG 16/30 stranded tinned copper	<b>Applicable Standards</b>	UL Appliance Wiring Material (AWM) style 2586 UL VW-1 UL 1581 Flame Tested CSA FT-4 Flame Tested
<b>Voltage Rating</b>	600V		
<b>Resistance</b>	7.15 Ω/1000ft		
<b>Operating Temperature</b>	-20°C to 105°C (-4°F to 221°F)		
<b>Jacket Material</b>	Polyvinyl Chloride (PVC) jacket, Chrome Gray		
<b>Conductor Insulation</b>	0.016 Inch, PVC		
<b>Filler</b>	Polypropylene filler		
<b>Binder</b>	Clear Polyester binder tape		
<b>Conductor Markings</b>	Color coded conductors**	<b>Approvals*</b>	UR E69976
<b>Temperature Rating</b>	105°C		
<b>Flame Rating</b>	FT4	<b>Sample Print Legend</b>	600V-TROL® E69976 AWM 2586 VW-1 -- CSA LL51726 AWM I/II A/B 105C 600V FT4 -- RoHS -- (LOT DESIGNATOR)

\* To obtain the most current agency approval information, see Agency Approval Checklist section on the specific part number's web page at [www.AutomationDirect.com](http://www.AutomationDirect.com)

\*\* Color code located in table on overview page of this section

18 Gauge 600 Volt Control Cable (Unshielded)										
Part Number	Number of Conductors	AWG	Strand	Overall Conductor Insulation Thickness (Mils)	Overall Jacket Thickness (Mils)	Nominal O.D. (Inches ±10%)	Minimum Installed Bend Radius (inches)*	Minimum Cut Length (ft)**	Approximate Weight (lb/1000ft)	Price per foot
										
CC600-18-2U-1	2	18	16	16	32	0.221	2.21	20	28.1	\$0.33
CC600-18-3U-1	3					0.223	2.23	20	34.7	\$0.40
CC600-18-4U-1	4					0.253	2.53	20	41.2	\$0.47
CC600-18-5U-1	5					0.275	2.75	20	52.2	\$0.59
CC600-18-7U-1	7					0.298	2.98	20	64.6	\$0.72
CC600-18-9U-1	9					0.348	3.48	20	83.1	\$0.92
CC600-18-15U-1	15					0.428	4.28	20	131.8	\$1.07
CC600-18-19U-1	19					0.452	4.52	20	156	\$1.13
CC600-18-25U-1	25					0.541	5.41	20	205.5	\$1.24

\* Installed bend radius ≥ 10x diameter

\*\* See web store for maximum cut lengths




Please Note: Our prices on flexible control cable are closely tied to the market price for copper. This allows us to offer the best savings possible if conditions are favorable; however, it also means that our prices may increase if market conditions warrant.

# 16 Gauge Cable (Unshielded)

16 Gauge 600 Volt Control Cable Specifications (Unshielded)			
<b>Conductor Gauge &amp; Stranding</b>	16AWG 19/0.117 stranded tinned copper	<b>Applicable Standards</b>	UL Appliance Wiring Material (AWM) style 2586 UL VW-1 UL 1581 Flame Tested CSA FT-4 Flame Tested
<b>Voltage Rating</b>	600V		
<b>Resistance</b>	4.82 Ω/1000ft		
<b>Operating Temperature</b>	-20°C to 105°C ( -4°F to 221°F)		
<b>Jacket Material</b>	Polyvinyl Chloride (PVC) jacket, Chrome Gray		
<b>Conductor Insulation</b>	0.016 Inch, PVC		
<b>Filler</b>	Polypropylene filler		
<b>Binder</b>	Clear Polyester binder tape		
<b>Conductor Markings</b>	Color coded conductors**	<b>Approvals*</b>	UR E69976
<b>Temperature Rating</b>	105°C		
<b>Flame Rating</b>	FT4	<b>Sample Print Legend</b>	600V-TROL® E69976 AWM 2586 VW-1 -- CSA LL51726 AWM I/II A/B 105C 600V FT4 -- RoHS -- (LOT DESIGNATOR)

\* To obtain the most current agency approval information, see Agency Approval Checklist section on the specific part number's web page at [www.AutomationDirect.com](http://www.AutomationDirect.com)

\*\* Color code located in table on overview page of this section

16 Gauge 600 Volt Control Cable (Unshielded)										
Part Number	Number of Conductors	AWG	Strand	Overall Conductor Insulation Thickness (Mils)	Overall Jacket Thickness (Mils)	Nominal O.D. (Inches ± 10%)	Minimum Installed Bend Radius (inches)*	Minimum Cut Length (ft)**	Approximate Weight (lb/1000ft)	Price per foot
										
CC600-16-4U-1	4	16	19	16	32	0.282	2.82	20	58.4	\$0.89
CC600-16-5U-1	5					0.307	3.07	20	72	\$1.08
CC600-16-7U-1	7					0.334	3.34	20	91.1	\$1.47
CC600-16-9U-1	9					0.392	3.92	20	115.2	\$1.83
CC600-16-12U-1	12					0.427	4.27	20	148.8	\$2.41
CC600-16-15U-1	15					0.484	4.84	20	182.6	\$2.70
CC600-16-19U-1	19					0.512	5.12	20	225	\$3.22
CC600-16-25U-1	25					0.654	6.54	20	318	\$4.19

\* Installed bend radius ≥ 10x diameter

\*\* See web store for maximum cut lengths




Please Note: Our prices on flexible control cable are closely tied to the market price for copper. This allows us to offer the best savings possible if conditions are favorable; however, it also means that our prices may increase if market conditions warrant.

# 14 Gauge Cable (Unshielded)

14 Gauge 600 Volt Control Cable Specifications (Unshielded)			
<b>Conductor Gauge &amp; Stranding</b>	14AWG 41/30 stranded tinned copper	<b>Applicable Standards</b>	UL Appliance Wiring Material (AWM) style 2586 UL VW-1 UL 1581 Flame Tested CSA FT-4 Flame Tested
<b>Voltage Rating</b>	600V		
<b>Resistance</b>	2.94 Ω/1000ft		
<b>Operating Temperature</b>	-20°C to 105°C (-4°F to 221°F)		
<b>Jacket Material</b>	Polyvinyl Chloride (PVC) jacket, Chrome Gray		
<b>Conductor Insulation</b>	0.016 Inch, PVC		
<b>Filler</b>	Polypropylene filler		
<b>Binder</b>	Clear Polyester binder tape		
<b>Conductor Markings</b>	Color coded conductors**		
<b>Temperature Rating</b>	105°C	<b>Approvals*</b>	UR E69976
<b>Flame Rating</b>	FT4	<b>Sample Print Legend</b>	600V-TROL® E69976 AWM 2586 VW-1 -- CSA LL51726 AWM I/II A/B 105C 600V FT4 -- RoHS -- (LOT DESIGNATOR)

\* To obtain the most current agency approval information, see Agency Approval Checklist section on the specific part number's web page at [www.AutomationDirect.com](http://www.AutomationDirect.com)

\*\* Color code located in table on overview page of this section

14 Gauge 600 Volt Control Cable (Unshielded)										
Part Number	Number of Conductors	AWG	Strand	Overall Conductor Insulation Thickness (Mils)	Overall Jacket Thickness (Mils)	Nominal O.D. (Inches ± 10%)	Minimum Installed Bend Radius (inches)*	Minimum Cut Length (ft)**	Approximate Weight (lb/1000ft)	Price per foot
										
CC600-14-2U-1	2	14	41	16	32	0.271	2.71	20	49.2	\$0.78
CC600-14-3U-1	3					0.286	2.86	20	66.3	\$1.07
CC600-14-4U-1	4					0.314	3.14	20	79.4	\$1.39
CC600-14-5U-1	5					0.342	3.42	20	97.7	\$1.71
CC600-14-7U-1	7					0.373	3.73	20	129	\$2.30

\* Installed bend radius ≥ 10x diameter

\*\* See web store for maximum cut lengths




Please Note: Our prices on flexible control cable are closely tied to the market price for copper. This allows us to offer the best savings possible if conditions are favorable; however, it also means that our prices may increase if market conditions warrant.

# 18 Gauge Cable (Shielded)

18 Gauge 600 Volt Control Cable Specifications (Shielded)			
<b>Conductor Gauge &amp; Stranding</b>	18 AWG 16/30 stranded tinned copper	<b>Applicable Standards</b>	UL Appliance Wiring Material (AWM) style 2586 UL VW-1 UL 1581 Flame Tested CSA FT-4 Flame Tested
<b>Voltage Rating</b>	600V		
<b>Resistance</b>	7.15 Ω/1000ft		
<b>Operating Temperature</b>	-20°C to 105°C (-4°F to 221°F)		
<b>Jacket Material</b>	Polyvinyl Chloride (PVC) jacket, Chrome Gray		
<b>Conductor Insulation</b>	0.016 Inch, PVC		
<b>Shielding</b>	Overall aluminized polyester foil shield, 100% coverage includes an 18 AWG. stranded tinned copper drain wire.		
<b>Filler</b>	Polypropylene filler		
<b>Binder</b>	Clear Polyester binder tape		
<b>Conductor Markings</b>	Color coded conductors**		
<b>Temperature Rating</b>	105°C	<b>Approvals*</b>	UR E69976
<b>Flame Rating</b>	FT4	<b>Sample Print Legend</b>	600V-TROL® E69976 AWM 2586 VW-1 -- CSA LL51726 AWM I/II A/B 105C 600V FT4 -- RoHS -- (LOT DESIGNATOR)

\* To obtain the most current agency approval information, see Agency Approval Checklist section on the specific part number's web page at [www.AutomationDirect.com](http://www.AutomationDirect.com)

\*\* Color code located in table on overview page of this section

18 Gauge 600 Volt Control Cable (Shielded)										
Part Number	Number of Conductors	AWG	Strand	Overall Conductor Insulation Thickness (Mils)	Overall Jacket Thickness (Mils)	Nominal O.D. (Inches ± 10%)	Minimum Installed Bend Radius (inches)*	Minimum Cut Length (ft)**	Approximate Weight (lb/1000ft)	Price per foot
										
CC600-18-3S-1	3	18	16	16	32	0.236	2.36	20	40.7	\$0.47
CC600-18-4S-1	4					0.272	2.72	20	48.2	\$0.57
CC600-18-5S-1	5					0.278	2.78	20	58.2	\$0.66
CC600-18-7S-1	7					0.321	3.21	20	71.8	\$0.83
CC600-18-9S-1	9					0.351	3.51	20	90.6	\$1.00
CC600-18-12S-1	12					0.382	3.82	20	111.5	\$1.11
CC600-18-19S-1	19					0.476	4.76	20	164.7	\$1.24

\* Installed bend radius ≥ 10x diameter

\*\* See web store for maximum cut lengths




Please Note: Our prices on flexible control cable are closely tied to the market price for copper. This allows us to offer the best savings possible if conditions are favorable; however, it also means that our prices may increase if market conditions warrant.

# 16 Gauge Cable (Shielded)

16 Gauge 600 Volt Control Cable Specifications (Shielded)			
<b>Conductor Gauge &amp; Stranding</b>	16 AWG 19/0.117 stranded tinned copper	<b>Applicable Standards</b>	UL Appliance Wiring Material (AWM) style 2586 UL VW-1 UL 1581 Flame Tested CSA FT-4 Flame Tested
<b>Voltage Rating</b>	600V		
<b>Resistance</b>	4.82 Ω/1000ft		
<b>Operating Temperature</b>	-20°C to 105°C (-4°F to 221°F)		
<b>Jacket Material</b>	Polyvinyl Chloride (PVC) jacket, Chrome Gray		
<b>Conductor Insulation</b>	0.016 Inch, PVC		
<b>Shielding</b>	Overall aluminized polyester foil shield, 100% coverage includes an 16 AWG. stranded tinned copper drain wire.		
<b>Filler</b>	Polypropylene filler		
<b>Binder</b>	Clear Polyester binder tape		
<b>Conductor Markings</b>	Color coded conductors**		
<b>Temperature Rating</b>	105°C	<b>Approvals*</b>	UR E69976
<b>Flame Rating</b>	FT4	<b>Sample Print Legend</b>	600V-TROL® E69976 AWM 2586 VW-1 -- CSA LL51726 AWM I/II A/B 105C 600V FT4 -- RoHS -- (LOT DESIGNATOR)

\* To obtain the most current agency approval information, see Agency Approval Checklist section on the specific part number's web page at [www.AutomationDirect.com](http://www.AutomationDirect.com)

\*\* Color code located in table on overview page of this section

16 Gauge 600 Volt Control Cable (Shielded)										
Part Number	Number of Conductors	AWG	Strand	Overall Conductor Insulation Thickness (Mils)	Overall Jacket Thickness (Mils)	Nominal O.D. (Inches ±10%)	Minimum Installed Bend Radius (inches)*	Minimum Cut Length (ft)**	Approximate Weight (lb/1000ft)	Price per foot
										
CC600-16-3S-1	3	16	19	0.117	32	0.276	2.76	20	55.6	\$0.83
CC600-16-4S-1	4					0.304	3.04	20	69.9	\$1.02

\* Installed bend radius ≥ 10x diameter

\*\* See web store for maximum cut lengths




Please Note: Our prices on flexible control cable are closely tied to the market price for copper. This allows us to offer the best savings possible if conditions are favorable; however, it also means that our prices may increase if market conditions warrant.

# 14 Gauge Cable (Shielded)

14 Gauge 600 Volt Control Cable Specifications (Shielded)			
<b>Conductor Gauge &amp; Stranding</b>	14 AWG 7/18 stranded tinned copper, Class K	<b>Applicable Standards</b>	UL Appliance Wiring Material (AWM) style 2586 UL VW-1 UL 1581 Flame Tested CSA FT-4 Flame Tested
<b>Voltage Rating</b>	600V		
<b>Resistance</b>	2.94 Ω/1000ft		
<b>Operating Temperature</b>	-20°C to 105°C (-4°F to 221°F)		
<b>Jacket Material</b>	Polyvinyl Chloride (PVC) jacket, Chrome Gray		
<b>Conductor Insulation</b>	0.020 Inch, PVC		
<b>Shielding</b>	Overall aluminized polyester foil shield, 100% coverage includes an 14 AWG. stranded tinned copper drain wire.		
<b>Filler</b>	Polypropylene filler		
<b>Binder</b>	Clear Polyester binder tape		
<b>Conductor Markings</b>	Color coded conductors**		
<b>Temperature Rating</b>	105°C	<b>Approvals*</b>	UR E69976
<b>Flame Rating</b>	FT4	<b>Sample Print Legend</b>	600V-TROL® E69976 AWM 2586 VW-1 -- CSA LL51726 AWM I/II A/B 105C 600V FT4 -- RoHS -- (LOT DESIGNATOR)

\* To obtain the most current agency approval information, see Agency Approval Checklist section on the specific part number's web page at [www.AutomationDirect.com](http://www.AutomationDirect.com)

\*\* Color code located in table on overview page of this section

14 Gauge 600 Volt Control Cable (Shielded)										
Part Number	Number of Conductors	AWG	Strand	Overall Conductor Insulation Thickness (Mils)	Overall Jacket Thickness (Mils)	Nominal O.D. (Inches ± 10%)	Minimum Installed Bend Radius (inches)*	Minimum Cut Length (ft)**	Approximate Weight (lb/1000ft)	Price per foot
										
CC600-14-4S-1	4	14	7	16	32	0.317	3.17	20	71.4	\$1.61

\* Installed bend radius ≥ 10x diameter

\*\* See web store for maximum cut lengths



Please Note: Our prices on flexible control cable are closely tied to the market price for copper. This allows us to offer the best savings possible if conditions are favorable; however, it also means that our prices may increase if market conditions warrant.