

AHS Series Inductive Proximity Sensors



Miniature $\Phi 6.5$ mm stainless steel – DC

- Smooth barrel
- Sixteen models available
- NPN or PNP, N.O. or N.C.
- Complete overload protection
- IP67-rated
- Stainless steel construction
- Yellow output LED 360 degree visible
- Lifetime warranty



AHS Series $\Phi 6.5$ DC Inductive Prox Selection Chart								
Part Number	Price	Sensing Range	Mounting	Output State	Logic	Connection	Wiring	Dimensions
Standard Distance								
AHS-AN-1A	\$22.50	1.5 mm (0.06 in)	Flush	N.O.	NPN	2m (6.5 ft) axial cable	Diagram 1	Figure 1
AHS-AP-1A	\$22.50	1.5 mm (0.06 in)	Flush	N.O.	PNP	2m (6.5 ft) axial cable	Diagram 2	Figure 1
AHS-AN-1F	\$24.00	1.5 mm (0.06 in)	Flush	N.O.	NPN	M8 connector	Diagram 3	Figure 2
AHS-AP-1F	\$24.00	1.5 mm (0.06 in)	Flush	N.O.	PNP	M8 connector	Diagram 4	Figure 2
AHS-CN-1A	\$22.50	1.5 mm (0.06 in)	Flush	N.C.	NPN	2m (6.5 ft) axial cable	Diagram 1	Figure 1
AHS-CP-1A	\$22.50	1.5 mm (0.06 in)	Flush	N.C.	PNP	2m (6.5 ft) axial cable	Diagram 2	Figure 1
AHS-CN-1F	\$24.00	1.5 mm (0.06 in)	Flush	N.C.	NPN	M8 connector	Diagram 3	Figure 2
AHS-CP-1F	\$24.00	1.5 mm (0.06 in)	Flush	N.C.	PNP	M8 connector	Diagram 4	Figure 2
Extended Distance								
AHS-AN-3A	\$26.50	2mm (0.08 in)	Flush	N.O.	NPN	2m (6.5 ft) axial cable	Diagram 1	Figure 1
AHS-AP-3A	\$26.50	2mm (0.08 in)	Flush	N.O.	PNP	2m (6.5 ft) axial cable	Diagram 2	Figure 1
AHS-AN-3F	\$28.00	2mm (0.08 in)	Flush	N.O.	NPN	M8 connector	Diagram 3	Figure 2
AHS-AP-3F	\$28.00	2mm (0.08 in)	Flush	N.O.	PNP	M8 connector	Diagram 4	Figure 2
AHS-CN-3A	\$26.50	2mm (0.08 in)	Flush	N.C.	NPN	2m (6.5 ft) axial cable	Diagram 1	Figure 1
AHS-CP-3A	\$26.50	2mm (0.08 in)	Flush	N.C.	PNP	2m (6.5 ft) axial cable	Diagram 2	Figure 1
AHS-CN-3F	\$28.00	2mm (0.08 in)	Flush	N.C.	NPN	M8 connector	Diagram 3	Figure 2
AHS-CP-3F	\$28.00	2mm (0.08 in)	Flush	N.C.	PNP	M8 connector	Diagram 4	Figure 2

Dimensions

mm [inches]

Figure 1

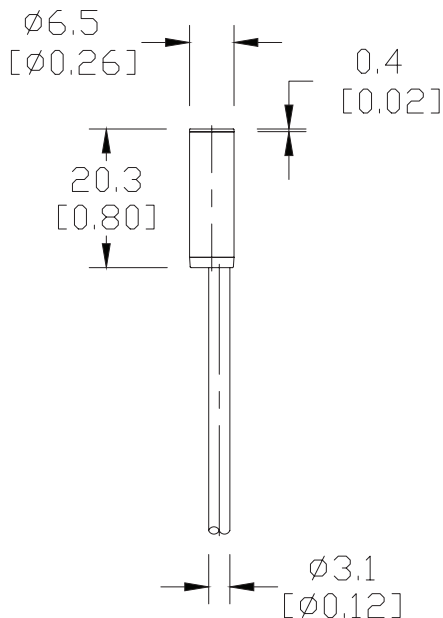
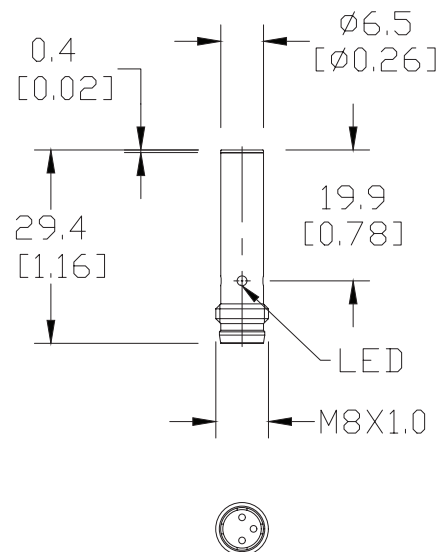


Figure 2



SEE OUR WEBSITE: WWW.AUTOMATIONDIRECT.COM FOR COMPLETE ENGINEERING DRAWINGS.

AHS Series Inductive Proximity Sensors

AHS Series Specifications		
	Standard Distance	Extended Distance
Mounting Type	Flush	
Nominal Sensing Distance	1.5 mm (0.06 in)	2mm (0.078 in)
Operating Distance	NA	
Material Correction Factors	See the Material influence table	
Output Type	NPN or PNP/N.O. or N.C./3-wire	
Operating Voltage	10 to 30 VDC	
No-load Supply Current	≤ 10mA	
Operating (Load) Current	≤ 100mA	
Off-state (Leakage) Current	≤ 10 μA	
Voltage Drop	≤ 1.5 V	
Switching Frequency	7kHz	
Differential Travel (% of Nominal Distance)	≤ 10%	
Repeat Accuracy	≤ 5%	
Ripple	≤ 10%	
Time Delay Before Availability (tv)	≤ 50 ms	
Reverse Polarity Protection	Yes	
Short-Circuit Protection	Yes (auto-reset)	
Operating Temperature	-25° to 70°C (-13° to 158° F)	
Protection Degree (DIN 40050)	IP67	
Indication/Switch Status	Yellow output (on energized)	
Housing Material	Stainless Steel	
Sensing Face Material	Polybutylene Terephthalate	
Shock/Vibration	See Proximity Sensor Terminology	
Tightening Torque	NA	
Weight	30g (1.06 oz) (cable version) 4g (0.14 oz) (M8 connector)	
Connection	2m PUR Cable or M8 Connector	
Agency Approvals	CE cULus E187310	

Wiring diagrams

Diagram 1

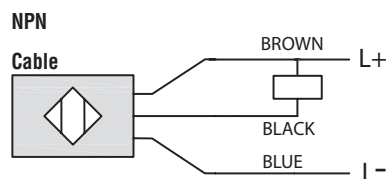
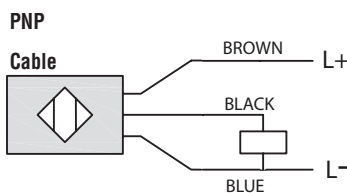


Diagram 2



Connector



Diagram 3

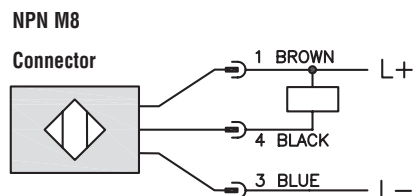
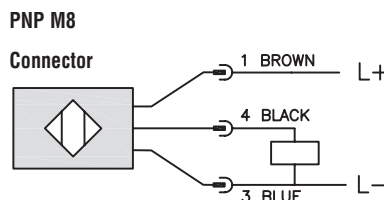


Diagram 4



SEE OUR WEBSITE: WWW.AUTOMATIONDIRECT.COM FOR COMPLETE ENGINEERING DRAWINGS.

Accessories for 6.5 mm Sensors

Right-angle Mounting Bracket

Mounting bracket, right-angle, plastic. For use with 6.5 mm sensors.

Accessories for 6.5 mm Sensors				
Part Number	Price	Description	Drawing Link	Weight [lb]
OPT2107	\$7.25	Wenglor mounting bracket, right-angle, plastic. For use with 6.5mm sensors.	PDF	0.02



OPT2107