

pro^{ense}® Relay Timers

TRS-TD Series Off-Delay Relay Timers

Overview

The TRS-TD series is designed to replace the functionality of pneumatic time delay relays which are very large, expensive and not very accurate. Unlike standard electronic off delay time relays, the TRS-TD does not require a trigger switch or continuous application of input voltage. With an on board power source, these units keep the logic circuit and relay energized during the off delay period.

Features

- 8 timing ranges built-in covering 0.05 seconds to 30 minutes
- Selecting a range is easy using a rotary switch
- 120 VAC/VDC and 24 VAC/VDC models available
- 8-pin octal socket
- 10A DPDT output contact



TRS-TD-D-120AD

Off-Delay Relay Timers						
Part Number	Price	Timer Type	Timing Range	Voltage	Output Type	Drawing Links
TRS-TD-D-120AD	\$63.00	Off-delay	0.05 seconds to 30 minutes selectable	120 VAC/VDC	(1) DPDT timed relay	PDF
TRS-TD-D-24AD	\$63.00	Off-delay	0.05 seconds to 30 minutes selectable	24 VAC/VDC	(1) DPDT timed relay	PDF

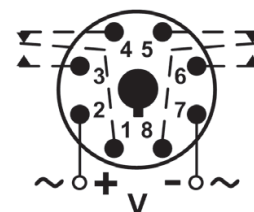
Off-Delay Relay Timer Specifications		
Part Number	TRS-TD-D-120AD	TRS-TD-D-24AD
Input Specifications		
Nominal Voltage	120 VAC/VDC	24 VAC/VDC
Nominal Consumption	Max 2VA	
Nominal Frequency	50/60 Hz	
Contact Specifications		
Type	(1) DPDT	
Switching Capacity	10A @ 240VAC, 30VDC 8A @ 28VDC 1/2 HP @ 240 VAC 1/4 HP @ 120 VAC B300 & R300	
Electrical Lifetime	Full Load: 100,000 operations	
Reset Time	0.1 seconds	
Mechanical Lifetime	2,000,000 operations	
Time Circuit Specifications		
Setting Accuracy	Maximum Setting (Adjustable): +5%, -0% Minimum Setting (Adjustable): +0%, -50%	
Start-up Time	Time from when power is applied until unit is timing : 0.05 seconds	
Maintain Function Time	Time unit continues to operate after power is removed: 0.01 seconds	
Repeat Accuracy	± 50ms	

Timing Ranges	
Dial Setting	Timing Range
A	0.05 - 5 Sec
B	0.1 - 10 Sec
C	0.3 - 30 Sec
D	0.6 - 60 Sec
E	1.8 - 180 Sec
F	3 - 300 Sec
G	0.1 - 10 Min
H	0.3 - 30 Min

Off-Delay Relay Timer Specifications	
General Specifications	
Connection (screw terminal)	Recommend 70169-D socket 1 or 2 #12-20 AWG Wire
Tightening Torque	12 in-lb
Wire/Ferrule Size	1 or 2 #12-20 AWG (Ferrule size: Stud size 6 with max overall width 0.30")
Ambient Temperature	-28 to +65°C [-18 to +150°F]
Storage Temperature	-40 to +85°C [-40 to +185°F]
Protection Rating	IP20
Vibration Resistance	10-55 Hz with 3G maximum and 0.5mm total displacement (+/- .25mm).
Mounting	Socket mount (8-pin required)
Mounting Orientation	Any
Weight	0.22 lbs
Agency Approvals and Standards *	cURus File E191059, cULus with appropriate socket CE EN60947-1, EN60947-5-1

*To obtain the most current agency approval information, see the Agency Approval Checklist section on the specific part number's web page.

Wiring Diagram



pro^{sense}® Octal Sockets

Features

- Mounts on 35mm DIN rail
- Screw clamp wire termination



70169-D



70170-D



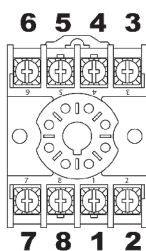
750-2C-SKT

Octal Sockets for Relays					
Part Number	Price	Description	Qty	Wt (lb)	Drawing Links
<u>70169-D</u>	\$5.00	Macromatic relay socket, 8-pin, 35mm DIN rail or panel mount. For use with ProSense octal relays.	1	0.1	PDF
<u>70170-D</u>	\$6.00	Macromatic relay socket, 11-pin, 35mm DIN rail or panel mount. For use with ProSense octal relays.	1	0.1	PDF
<u>750-2C-SKT</u>	\$4.75	AutomationDirect relay socket, 8-pin, 35mm DIN rail or panel mount. For use with 750-2C and H750-2C series octal relays.	1	0.1	PDF

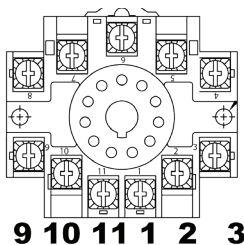
Octal Sockets Specifications								
Part Number	Number of Pins	Voltage	Current	Screw Size	Wire Size (capacity)	Screw Torque	Screw Chassis Mounting Torque	Agency Approval *
<u>70169-D</u>	8	600V	10A	6-32	1 or 2, 12-20 AWG	12 in-lb	7 in-lb	UL Recognized E169693, CSA, CE
<u>70170-D</u>	11	300V	10A	6-32	1 or 2, 12-20 AWG	12 in-lb	12 in-lb	
<u>750-2C-SKT</u>	8	600V	5A	M3.5	1-12 AWG / 1-14 AWG	9 in-lb	7 in-lb	UL Recognized E225080, CSA, CE

*To obtain the most current agency approval information, see the Agency Approval Checklist section on the specific part number's web page.

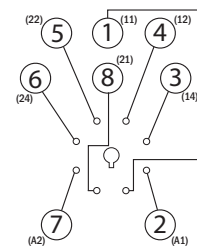
Socket Pinouts



70169-D



70170-D



750-2C-SKT