

DFT Series Fiber Photoelectric Amplifiers

Compact rectangular plastic DIN-rail mount
with Teach function - DC



- 4 models available
- DIN-rail mounting
- Bargraph signal-strength indicator
- NPN or PNP, Light-on/Dark-on selectable outputs
- Red LED with visible spot
- IP64 rated



DFT Series Fiber Photoelectric Amplifier Selection Chart							
Part Number	Price	Sensing Range	Output State	Logic	Connection	Wiring	Dimensions
DFT-AN-1A	\$134.00	Optical fiber dependent	N.O./N.C. selectable	NPN	2m (6.5') axial cable	Diagram 1	Figure 1
DFT-AN-1F	\$134.00				M8 (8mm) connector	Diagram 1	Figure 2
DFT-AP-1A	\$134.00			PNP	2m (6.5') axial cable	Diagram 2	Figure 1
DFT-AP-1F	\$134.00				M8 (8mm) connector	Diagram 2	Figure 2

Dimensions

(mm)

Figure 1

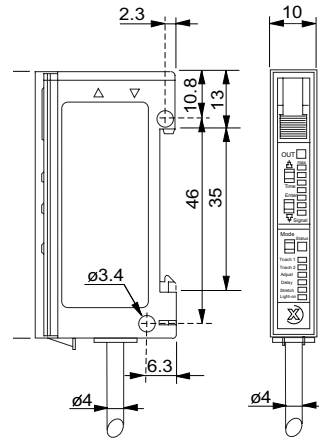
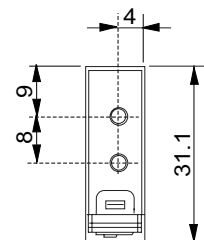
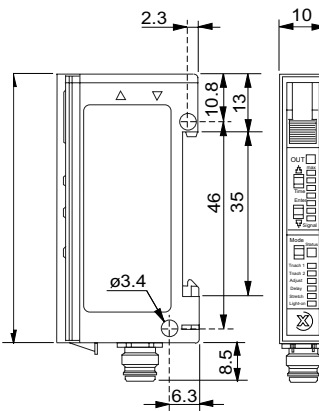


Figure 2



Specifications		
Type	DFT-AN-1*	DFT-AP-1*
Sensing Distance	See Optical Fibers Table	
Light Spot Diameter	N/A	
Emission	red (680nm)	
Sensitivity	Dual Teach function	
Output Type	NPN Light On or Dark On Selectable Output delay or stretch programmable	PNP Light On or Dark On Selectable Output delay or stretch programmable
Operating Voltage	10-30VDC	
No-Load Supply Current	≤25mA	
Operating (Load) Current	≤200mA	
Off-state (Leakage) Current	≤0.1mA	
Voltage Drop	2V maximum at 200mA	
Switching Frequency	1.5kHz	
Ripple	≤20%	
Time Delay Before Availability (tv)	80ms	
Short-Circuit Protection	Yes (switch autoresets after overload is removed)	
Operating Temperature	-25° to +55° C (-13° to 131° F)	
Protection Degree	IEC IP64	
LED Indicators -Switching Status	Yellow (output energized)	
Housing Material	PBT	
Lens Material	Acrylic	
Shock/Vibration	See terminology section	
Tightening Torque	N/A	
Weight (cable/connector)	68g (2.39oz) / 17g (0.60oz)	
Connectors	2m (6.5') axial cable; M8 (8mm) connector	
Agency Approvals	UL file E328811	

Switching Element Function		
	Thru-beam and Reflective Models	Diffuse Reflective Models
Light on	N.C.	N.O.
Dark on	N.O.	N.C.

Wiring diagrams

Diagram 1

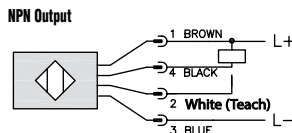
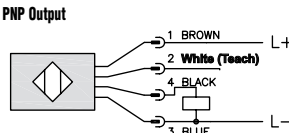
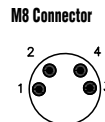


Diagram 2



Connector

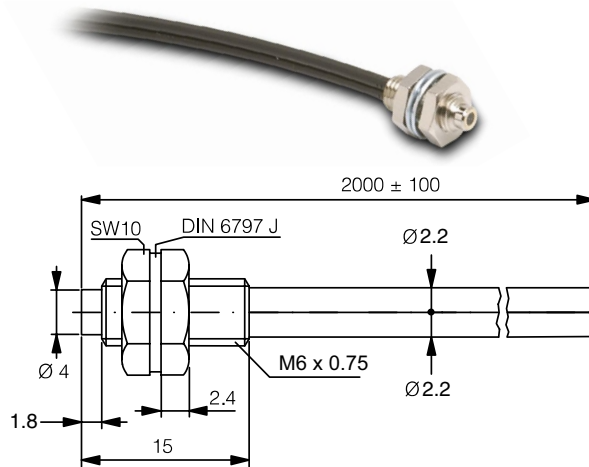


Cuttable Optical Fibers (2.2 mm Diameter)

CF-DB1-20 diffuse reflection

\$30.00

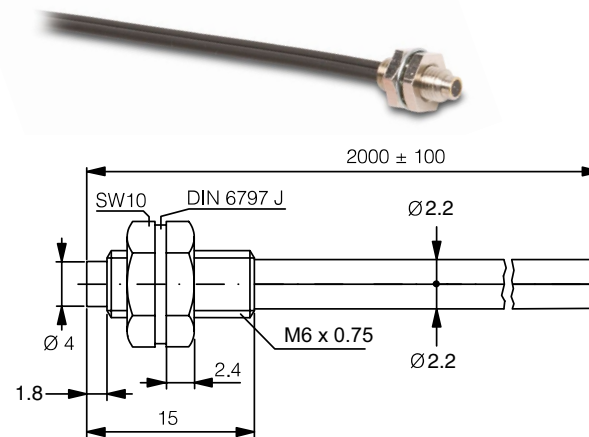
Specifications	
Optical Fiber Core Ø	1 mm (0.039in)
Sensing Distance with DFT and DFP series	200 mm (7.87in)
Fiber Length (L)	2.0 m (78.74in)
Fiber Bending Radius	25 mm (0.98in)
Free Cut	Yes
Head Size	M6
Thread Pitch	0.75 mm
Protection Degree	IEC IP67
Agency Approvals	UL file 328811
Temperature Range	-25° to +70°C (-13° to 158°F)
Fiber Materials	PMMA
Sleeve Materials	Polyethylene
Head Materials	Nickel-plated brass



CF-DB2-20 diffuse reflection

\$45.50

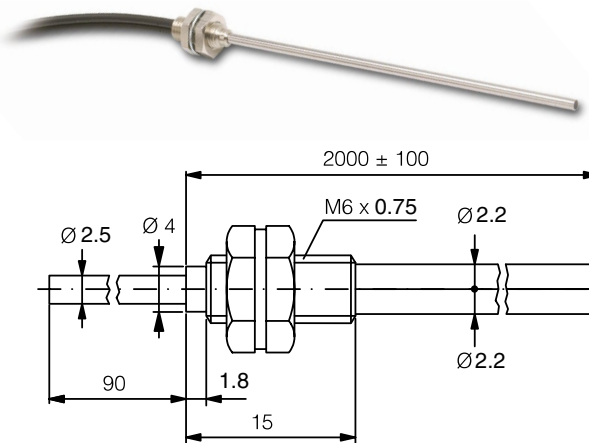
Specifications	
Optical Fiber Core Ø	1.5 mm (0.06in)
Sensing Distance with DFT and DFP Series	260 mm (10.27in)
Fiber Length (L)	2.0 m (78.74in)
Fiber Bending Radius	40 mm (1.57in)
Free Cut	Yes
Head Size	M6
Thread Pitch	0.75 mm
Protection Degree	IEC IP67
Agency Approvals	UL file 328811
Temperature Range	-25° to +70°C (-13° to 158°F)
Fiber Materials	PMMA
Sleeve Materials	Polyethylene
Head Materials	Nickel-plated brass



CF-DB3-20 diffuse reflection

\$49.00

Specifications	
Optical Fiber Core Ø	1 mm (0.039in)
Sensing Distance with DFT and DFP Series	200 mm (7.87in)
Fiber Length (L)	2.0 m (78.74in)
Fiber Bending Radius	25 mm (0.98in)
Bendable light-outlet tube	Yes, 25 mm (0.98in) radius
Free Cut	Yes
Head Size	M6
Thread Pitch	0.75 mm
Protection Degree	IEC IP67
Agency Approvals	UL file 328811
Temperature Range	-25° to +70°C (-13° to 158°F)
Fiber Materials	PMMA
Sleeve Materials	Polyethylene
Head Materials	Nickel-plated brass

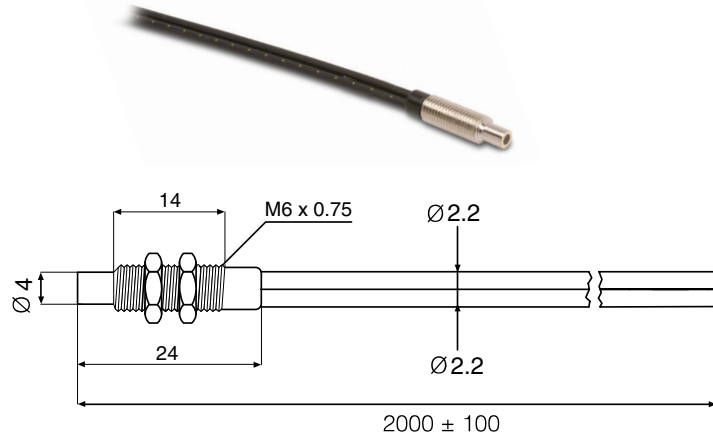


Cuttable Optical Fibers (2.2 mm Diameter)

CF-CB1-20 diffuse reflection

Specifications	
Optical Fiber Core Ø	1 mm (0.039in)
Sensing Distance with SSF Series	50 mm (1.97in)
Fiber Length (L)	2.0 m (78.74in)
Fiber Bending Radius	25 mm (0.98in)
Free Cut	Yes
Head Size	M6
Thread Pitch	0.75 mm
Protection Degree	IEC IP67
Temperature Range	-40° to +70°C (-40° to 158°F)
Fiber Materials	PMMA
Sleeve Materials	Polyethylene
Head Materials	Nickel-plated brass

\$25.00

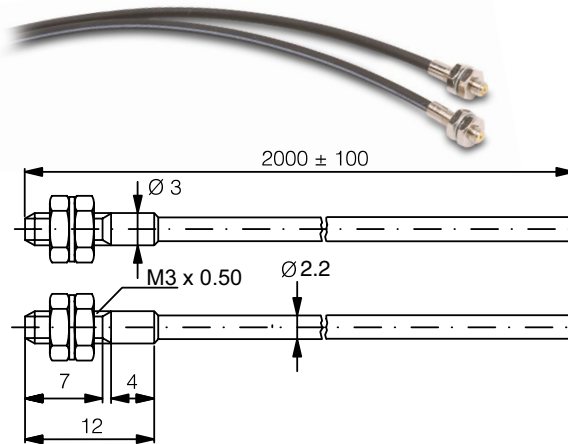


CF-TB1-20 through-beam

Specifications	
Optical Fiber Core Ø	0.5 mm (0.02in)
Sensing Distance with DFT and DFP Series	200 mm (7.87in)
Fiber Length (L)	2.0 m (78.74in) ea. piece
Fiber Bending Radius	25 mm (0.98in)
Free Cut	Yes
Head Size	M3
Thread Pitch	0.5 mm
Protection Degree	IEC IP67
Agency Approvals	UL file 328811
Temperature Range	-25° to +70°C (-13° to 158°F)
Fiber Materials	PMMA
Sleeve Materials	Polyethylene
Head Materials	Nickel-plated brass

\$30.00

Includes 2 optical fiber cables

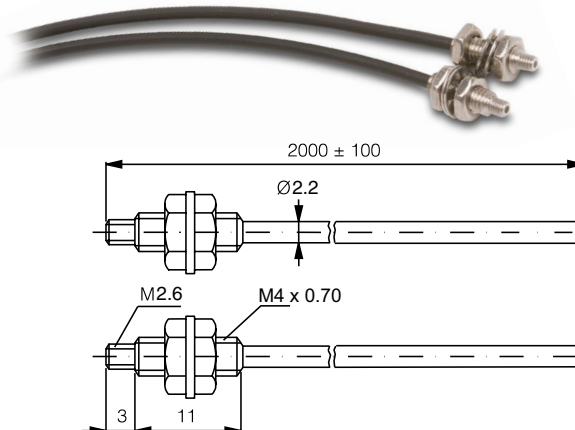


\$30.00

Includes 2 optical fiber cables

CF-TB2-20 through-beam

Specifications	
Optical Fiber Core Ø	1 mm (0.039in)
Sensing Distance with DFT and DFP Series	700 mm (27.56in)
Fiber Length (L)	2.0 m (78.74in) ea. piece
Fiber Bending Radius	25 mm (0.98in)
Free Cut	Yes
Head Size	M4
Thread Pitch	0.7 mm
Protection Degree	IEC IP67
Agency Approvals	UL file E328811
Temperature Range	-25° to +70°C (-13° to 158°F)
Fiber Materials	PMMA
Sleeve Materials	Polyethylene
Head Materials	Nickel-plated brass

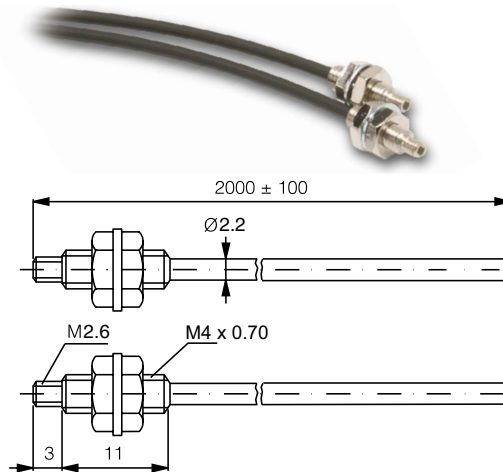


Cuttable Optical Fibers (2.2 mm Diameter)

CF-TB3-20 through-beam

\$49.00 Includes 2 optical fiber cables

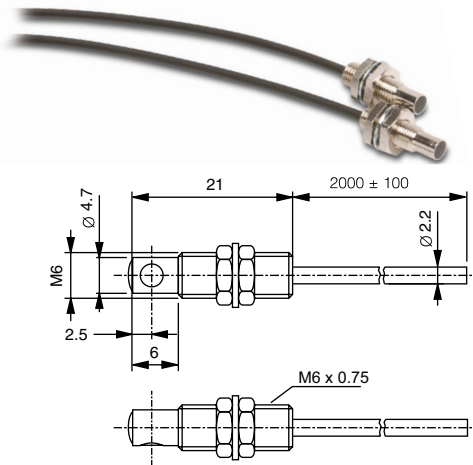
Specifications	
Optical Fiber Core Ø	1.5 mm (0.06in)
Sensing Distance with DFT and DFP Series	900 mm (35.43in)
Fiber Length (L)	2.0 m (78.74in) ea. piece
Fiber Bending Radius	40 mm (1.57in)
Free Cut	Yes
Head Size	M4
Thread Pitch	0.7 mm
Protection Degree	IEC IP67
Agency Approvals	UL file E328811
Temperature Range	-25° to +70°C (-13° to 158°F)
Fiber Materials	PMMA
Sleeve Materials	Polyethylene
Head Materials	Nickel-plated brass



CF-TB4-20 90° through-beam

\$60.00 Includes 2 optical fiber cables


Specifications	
Optical Fiber Core Ø	1.0 mm (0.039in)
Sensing Distance with DFT and DFP Series	1800 mm (70.87in)
Fiber Length (L)	2.0 m (78.74in) ea. piece
Fiber Bending Radius	25 mm (0.98in)
Free Cut	Yes
Head Size	M6
Thread Pitch	0.75 mm
Protection Degree	IEC IP67
Agency Approvals	UL file E328811
Temperature Range	-25° to +70°C (-13° to 158°F)
Fiber Materials	PMMA
Sleeve Materials	Polyethylene
Head Materials	Nickel-plated brass



CF-RB6-20 through beam

\$25.00 Includes 2 optical fiber cables

Specifications	
Optical Fiber Core Ø	1.0 mm (0.039in)
Sensing Distance with SSF Series	120 mm (4.72in)
Fiber Length (L)	2.0 m (78.74in) ea. piece
Fiber Bending Radius	25 mm (0.98in)
Free Cut	Yes
Head Size	M4
Thread Pitch	0.50 mm
Protection Degree	IEC IP67
Temperature Range	-40° to +70°C (-40° to 158°F)
Fiber Materials	PMMA
Sleeve Materials	Polyethylene
Head Materials	Nickel-plated brass



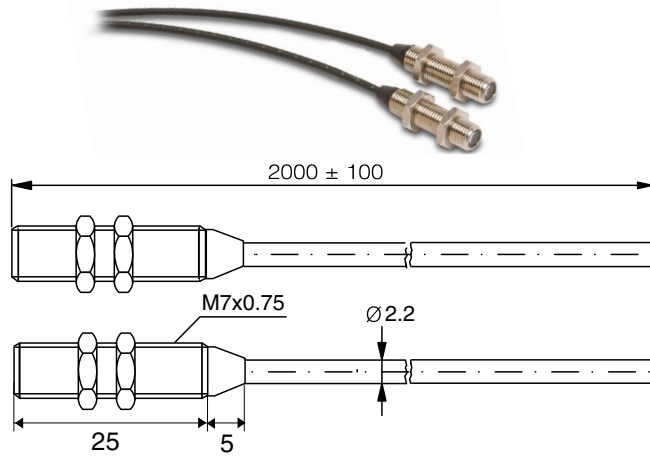
Cuttable Optical Fibers (2.2 mm Diameter)

CF-RBA-20 through-beam with lenses

\$43.00

Includes 2 optical fiber cables

Specifications	
Optical Fiber Core Ø	1.0 mm (0.039in)
Sensing Distance with SSF series	1200 mm (47.24in)
Fiber Length (L)	2.0 m (78.74in) ea. piece
Fiber Bending Radius	25 mm (0.98in)
Free Cut	Yes
Head Size	M7
Thread Pitch	0.75 mm
Protection Degree	IEC IP67
Temperature Range	-40° to +70°C (-40° to 158°F)
Fiber Materials	PMMA
Sleeve Materials	Polyethylene
Head Materials	Nickel-plated brass



Characteristic Curves

