



24V DC-Powered Fused Relay Modules

DC-powered fused relay modules provide isolation, switch high current (10A) loads, and include diode and fused protection to prevent voltage spikes at the relay coil from damaging connected 16-point PLC I/O modules. Relays are included with these modules.

Module mounts on 35mm DIN rail (part #DN-R35S1) or 15mm DIN rail (part #DN-R15S1)



ZL-RRL16HDF-24-2

Specifications				
24V DC-Powered Fused Relay Module	Part #	Pcs/Pkg	Price/Pkg	Weight (lbs)
		ZL-RRL16HDF-24-2	1	Retired
Description	16 Fused Output Relay module, sourcing, with LEDs, 24VDC coil			
Mechanical Life	1,000,000 Operations no load condition			
Electrical Life	50,000 Operations at rated resistive load (Normally Open) 30,000 Operations at rated resistive load (Normally Closed)			
Operating Frequency	6 cycles per minute electrical, 180 cycles per minute mechanical			
Isolation Coil to Contact	2500VAC for 1 minute			
Isolation NC Contact to NO Contact	1000VAC for 1 minute			
Isolation Between Relays	1000VAC for 1 minute			
Red LED Indicator State Relay	ON = relay energized, OFF = relay de-energized			
Operating Temperature Range	32 to 140°F (0 to 60°C)			
Humidity Range	45 to 85% RH			
Vibration Resistance	10 to 55 Hz dual amplitude width 1.5 mm			
Shock Resistance	1000m/s ² endurance, 100m/s ² operation			
Terminal Block Contacts	Copper alloy, tin-lead plated			
Wire Range 1	12-24 AWG Solid or Stranded Conductor			
Wire Strip Length	0.24-0.27 in (6-7 mm)			
Screw Torque	4.4 in-lbs (0.5 N·m)			
Connector Type	Molex Micro-Fit 3.0, 24-pin connector, example receptacle 43020-2400, Pins 43031 Series, Male			
Fuses (Sold Separately)	Sixteen 8.35 x 3.95 x 7.55 mm or 8.4 x 8.3 mm			
Recommended Fuses	Littelfuse, Subminiature TR5 Series or Equivalent			
Cable/Wire Clearance	0.5 in (12.7 mm)			
Approvals	File # E139594 UL, cUL 508, CE, EN61131-2:2007			

Replacement Fuses* (Sold Separately)

Part Number	Current Rating	Pcs/Pkg	Price/Pkg
ZL-FUSE-H4	4A	4	
ZL-FUSE-H5	5A	4	
ZL-FUSE-H63	6.3 A	4	Retired
Dimensions	8.35 x 3.95 x 7.55 mm or 8.4 x 8.3 mm		
Alternate Fuse	Littelfuse, Subminiature TR5 Series or Equivalent		

* Sixteen fuses required.



ZL-FUSE-HXX

Relay Specifications 2			
Contact		Coil	
Current Rating	30VDC @ 5A, 250VAC @ 5A, General Use	Input Voltage Rating	24VDC (-20%/ +30%)
Contact Type	1 Form C (SPDT)	Maximum Continuous Coil Voltage	31.2 VDC
Contact Voltage (per point) *	250VAC/30VDC	Rated Current per Coil	7.1 mA (±10%) @ 24VDC
Maximum Power Inductive	1250VA General Use	Coil Resistance	3388Ω (±10%)
Maximum Power Resistive	AC 1250VA, DC 150W	Power Consumption per Coil	0.17 W
Maximum Switching Voltage	250VAC, 30VDC	Total Coil Supply Current Max.	275mA (Total 16 relays)
Minimum Load	10mA @ 5VDC	Pick Up Current Max. per Coil	15mA
Contact Resistance	100mΩ Max @ 1A, 6VDC	Drop-Out Voltage Min.	1.2 VDC
Contact Capacity	D300, 0.8 A / 240VAC Pilot Duty FLA 2A @ 277VAC/125VAC 1/8HP @ 250VAC	Pick-Up Voltage Max.	19.2 VDC
Contact Material	AgNi (Silver Nickel Alloy)	Off to On/On to Off Response Time	8ms/4ms

1 Use conductors rated for 60°/75°C for relay outputs.

2 Relay modules are reverse polarity protected and will not operate if reverse voltage is connected.

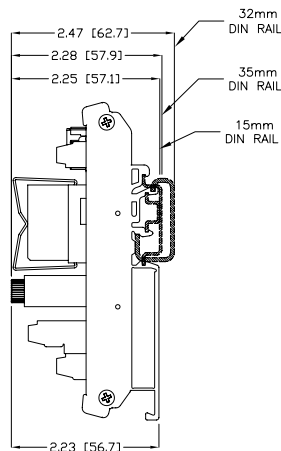
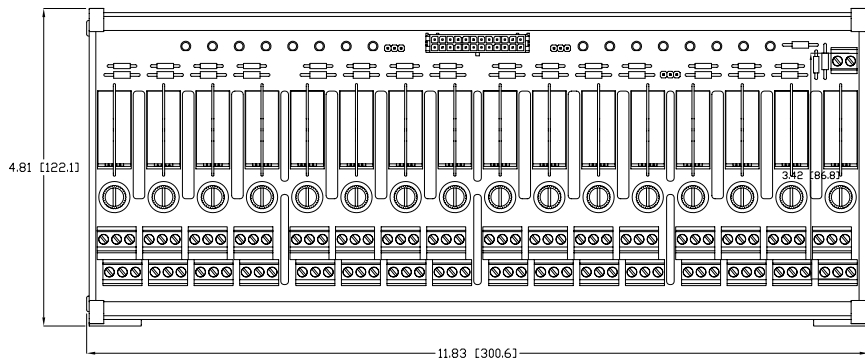


Note: See wiring details and dimensional drawings on our Web site at: <http://www.automationdirect.com/static/manuals/ziplinks/ziplinks.html>.

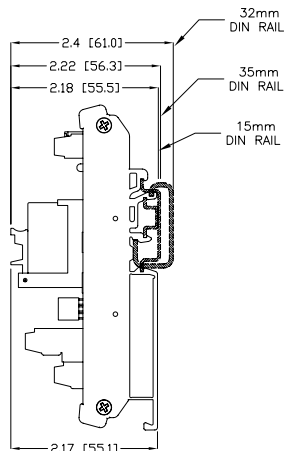
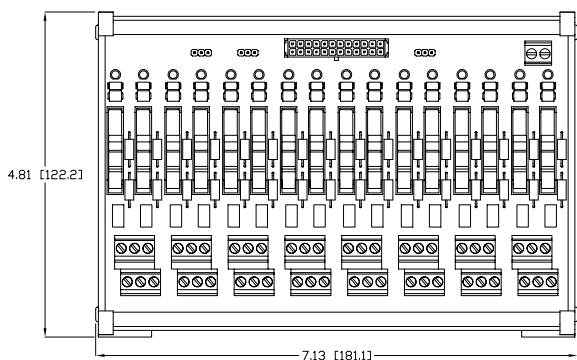


Module Dimensions

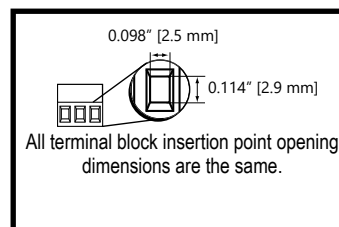
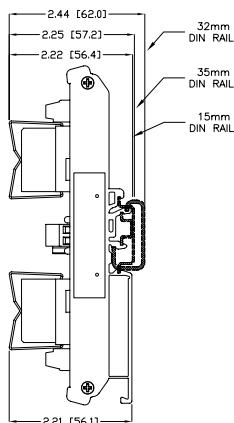
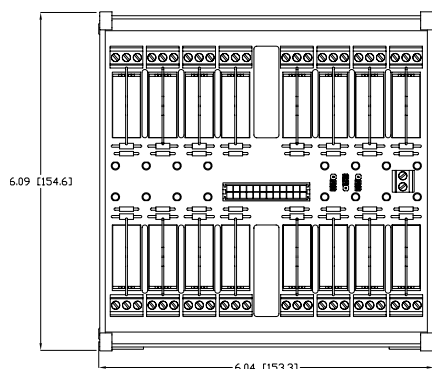
ZL-RRL16F-24-1 ZL-RRL16F-24-2



ZL-RRL16HDF-24-1 ZL-RRL16HDF-24-2



ZL-RRL16W-24-1 ZL-RRL16W-24-2



Note: Dimensions shown in Inches [mm]