


Wiring Duct – Accessories

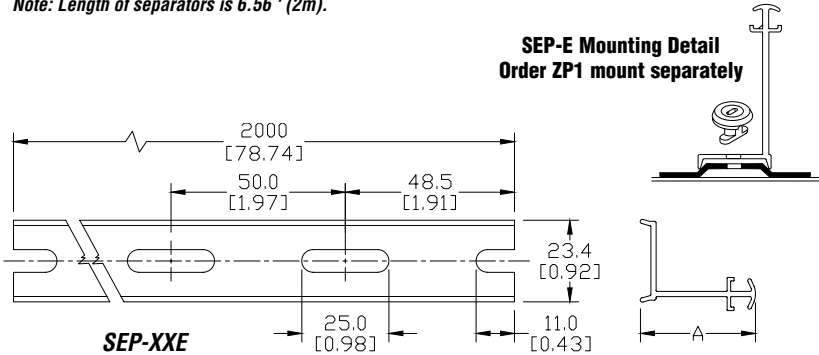
Duct Separators

Duct separators allow the physical separation of circuits within a single piece of duct. The various mounting arrangements allow alternate compartmentalization of duct and differing ratios of usable sections.




Duct Separators					
Part Number	Price	Description	Color	Standard Carton	
				Pcs/Pkg	Length ft (m)
SEP-15E		Separator for 1.5" high duct, bulk pack	Gray	32	209.92 (64)
SEP-15E-1		Separator for 1.5" high duct	Gray	1	6.56 (2)
SEP-22E		Separator for 2.25" high duct, bulk pack	Gray	20	131.20 (40)
SEP-22E-1		Separator for 2.25" high duct	Gray	1	6.56 (2)
SEP-30E		Separator for 3.0" high duct, bulk pack	Gray	12	78.72 (24)
SEP-30E-1		Separator for 3.0" high duct	Gray	1	6.56 (2)

Note: Length of separators is 6.56' (2m).

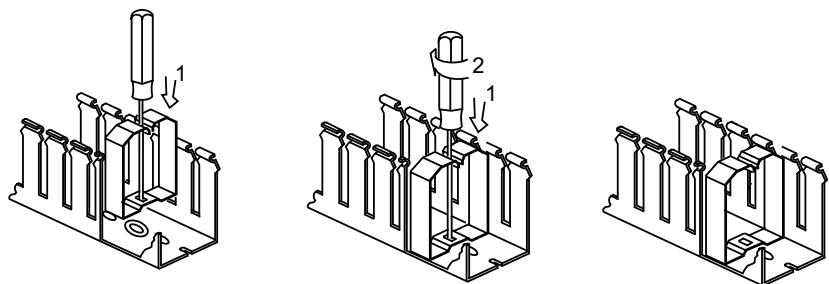
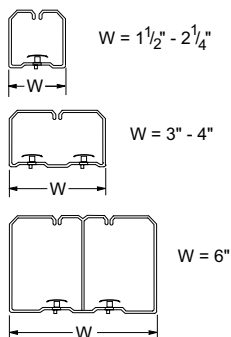


Wire Retainers

For holding wires during wiring operations, these retainers are essential. They allow easy access to the interior of the wiring duct during maintenance or alterations, while assuring that wiring bundles will not fall out when the duct cover is removed. Installed with a simple rotating movement, they anchor firmly in the recess boss in the duct base.



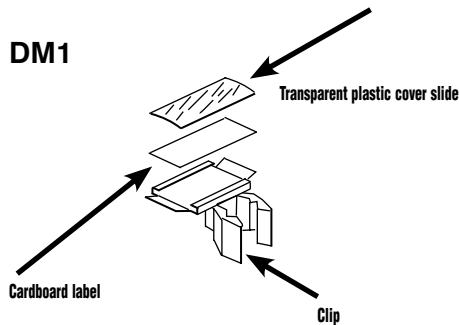
Wire Retainers				
Part Number	Price	Description	Color	Pcs/Pkg
CL-1515		Wire retainer fastener for 1.5" x 1.5" duct	Gray	40
CL-1522		Wire retainer fastener for 1.5" x 2.25" duct	Gray	40
CL-1530		Wire retainer fastener for 1.5" x 3.0" duct	Gray	20
CL-2215		Wire retainer fastener for 2.25" x 1.5" duct	Gray	40
CL-2222		Wire retainer fastener for 2.25" x 2.25" duct	Gray	20
CL-2230		Wire retainer fastener for 2.25" x 3.0" duct	Gray	20
CL-2240		Wire retainer fastener for 2.25" x 4.0" duct	Gray	20
CL-3022		Wire retainer fastener for 3.0" x 2.25" duct	Gray	10
CL-3030		Wire retainer fastener for 3.0" x 3.0" duct	Gray	10
CL-3040		Wire retainer fastener for 3.0" x 4.0" duct	Gray	10
CL-4015		Wire retainer fastener for 4.0" x 1.5" duct	Gray	10
CL-4022		Wire retainer fastener for 4.0" x 2.25" duct	Gray	10
CL-4030		Wire retainer fastener for 4.0" x 3.0" duct	Gray	10
CL-4040		Wire retainer fastener for 4.0" x 4.0" duct	Gray	5
CL-6040		Wire retainer fastener for 6.0" x 4.0" duct	Gray	5



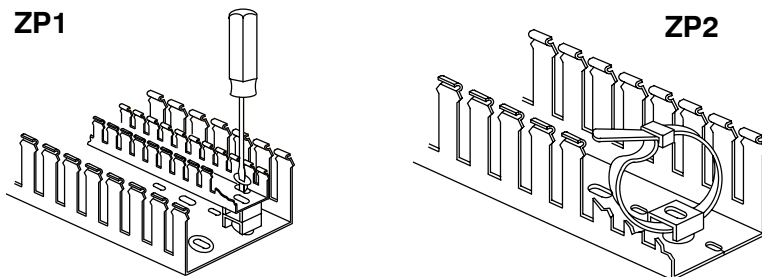
Wiring Duct – Accessories

Duct Marking Tags			
Part Number	Price	Description	Pcs/Pkg
DM1		Single-width, white cardboard identification label for wiring duct. Supplied with black plastic mounting clip and transparent plastic cover slide	50

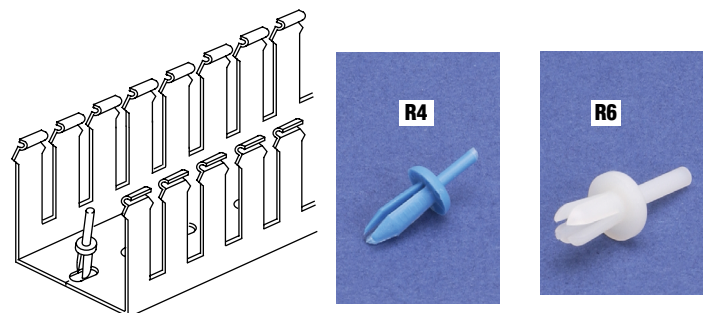
Note: DM1 marking tags can only be used with T1 series wire duct.



Mounting Devices			
Part Number	Price	Description	Pcs/Pkg
ZP1		Round, white polyamide 'button' used to mount components and separators inside duct.	100
ZP2		Square white polyamide cable tie mount used to tighten a wire bundle inside duct.	50




Wiring Duct Rivets and Rivet Tools			
Part Number	Price	Description	Pcs/Pkg
R4		Blue polyamide rivet used to install all types of wiring duct with standard 4.5 mm [0.17 in] mounting holes.	250
B4		Red polyamide rivet tool used to install R4 rivets.	1
R6		Natural polyamide rivet used to install all types of wiring duct with standard 6.5 mm [0.26 in] mounting holes.	250
B6		Yellow polyamide rivet tool used to install R6 rivets.	1



Identification Tags


Allowing easy identification of control gear and switchgear, these tags are mounted by snapping the clip onto the sidewall finger segments of the duct. No gluing - no drilling! After installation, they need not be removed during maintenance or any work which involves the removal of the covers.

Note: Take care that clip is installed above the wires coming out to the sidewall slots.




Mounting Inserts

We carry mounts in two styles: ZP1 for mounting components and separators inside duct, or for mounting small sizes of duct inside larger sizes (for separation of circuits with different functions); and ZP2, which is used with a cable tie to secure a wire bundle inside the duct.




Rivets and Rivet Tools

Wiring duct rivets install quickly and easily with the companion rivet tool, offering good temperature resistance and excellent mechanical properties. They can be used to install all types of wiring duct with standard mounting holes.



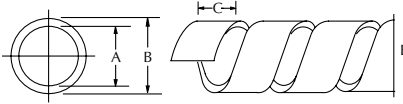
Wiring Duct – Accessories



Spiral Wrap


For neatly grouping wire bundles simply and economically, spiral wrap has no equal. Strong, yet easy to install, it protects the wire bundle, keeping it flexible though tightly contained. It is easily removed and reusable for temporary wiring.

Dimensions



Catalog Number		Dimensions in Inches			Wire Bundle Size in Inches	Feet per Carton
Polyethylene	Flame-Retardant Polyethylene	A	B	C		
P-1	PA1	.06	.12	.20	1/16 to 1/2	160
P-2	PA2	.16	.24	.31	¼ to 2	80
P-3	PA3	.31	.39	.47	3/8 to 3	80
P-4	PA4	.35	.47	.47	½ to 4	65

Spiral Wrap				
Part Number	Price	Description	Color	Length
P-1		0.125" nominal o.d. Polyethylene spiral wrap used for wire bundles from 1/16 to 1/2 inch diameter.	Natural	160 ft./pack
PA1		0.125" nominal o.d. self-extinguishing Polyethylene spiral wrap used for wire bundles from 1/16 to 1/2 inch diameter.	White	160 ft./pack
P-2		0.25" nominal o.d. Polyethylene spiral wrap used for wire bundles from 1/4 to 2 inch diameter.	Natural	80 ft./pack
PA2		0.25" nominal o.d. self-extinguishing Polyethylene spiral wrap used for wire bundles from 1/4 to 2 inch diameter.	White	80 ft./pack
P-3		0.375" nominal o.d. Polyethylene spiral wrap used for wire bundles from 3/8 to 3 inch diameter.	Natural	80 ft./pack
PA3		0.375" nominal o.d. self-extinguishing Polyethylene spiral wrap used for wire bundles from 3/8 to 3 inch diameter.	White	80 ft./pack
P-4		0.5" nominal o.d. Polyethylene spiral wrap used for wire bundles from 1/2 to 4 inch diameter.	Natural	65 ft./pack
PA4		0.5" nominal o.d. self-extinguishing Polyethylene spiral wrap used for wire bundles from 1/2 to 4 inch diameter.	White	65 ft./pack



Braided Sleeving

This lightweight, expandable, self-extinguishing polyester sleeving has an open weave to allow maximum diameter expansion. It is super-flexible and easy to install, gripping objects of various shapes and sizes reliably. Abrasion-resistant, it provides extra protection against chemicals and flame.

Braided Expandable Sleeving Material Specifications	
Operating Temp	-50°C to +150°C (-58°F to +302°F)
Physical Properties	Self-extinguishing for UL 94V-2
Maximum Elongation	42%
Diameter Expansion	100%
Other	Halogen-free

Expandable Sleeving				
Part Number	Price	Description	Color	Length
TY-5		Braided expandable polyester sleeving, 0.197" (5mm) nominal i.d., 0.157" (4mm) to 0.472" (12mm) nominal range	Black	325 ft./pack
TY-10		Braided expandable polyester sleeving, 0.375" (10mm) nominal i.d., 0.315" (8mm) to 0.866" (22mm) nominal range	Black	325 ft./pack
TY-20		Braided expandable polyester sleeving, 0.750" (20mm) nominal i.d., 0.630" (16mm) to 1.378" (35mm) nominal range	Black	164 ft./pack
TY-30		Braided expandable polyester sleeving, 1.125" (30mm) nominal i.d., 0.984" (25mm) to 1.890" (48mm) nominal range	Black	164 ft./pack
TY-50		Braided expandable polyester sleeving, 2.0" (50mm) nominal i.d., 1.575" (40mm) to 2.825" (72mm) nominal range	Black	164 ft./pack

Wiring Duct – Material Specifications

Material Specifications								
Materials	Test Standard	Unit of Measure	Rigid PVC	Polypropylene	PVC Molded Components	Polyamide 6	Polyethylene	Flame Retardant Polyethylene
Technical Characteristics								
Chemical/Physical Properties								
Specific Gravity	ASTM D792	g/cm³	1.55	1.01	1.32	1.14	0.92	0.97
H ₂ O 73.4°F Absorption	ISO 62	%	<0.1	0.02	<0.1	2.5	<0.1	<0.1
Formaldehyde	—	ppm	absent	absent	absent	absent	absent	absent
Cadmium	—	ppm	absent	absent	absent	absent	absent	absent
Mechanical Properties								
Tensile Stress at Break	ASTM D638	MPa	39	28	30	45	17	15
Traction Strength	ASTM D638	MPa	44	27	27	55	9.5	9
Elongation at Break	ASTM D638	%	130	200	97	250	400	600
Modulus of Elasticity at Traction	ASTM D638	MPa	4400	n/a	—	950	—	240
Modulus of Elasticity at Flexion	ASTM D790	MPa	3200	2100	—	1100	210	130
Thermal Properties								
Temperature VICAT	ASTM D1525	°C	84	95	70	198	89	—
HDT	ASTM D648	°C	72	60	60	185	—	—
Coefficient of Expansion	ASTM D696	K ⁻¹	6 10 ⁻⁵	10 ⁻⁵	8 10 ⁻⁵	8-10 10 ⁻⁵	22 10 ⁻⁵	10 ⁻⁵
Specific Heat	ASTM C351	kJ/kgK	0.94	n/a	1.24	1.7	—	—
Thermal Conductivity	ASTM C177	W/mK	0.14	0.21	0.14	0.29	0.32	0.32
Electrical Properties								
Dielectric Constant	ASTM D150	—	3.2 - 4.0	2.5	3.2	5.0	2.4	2.3
Dielectric Strength	IEC 243	kV/mm	70	25	60	35	90	90
Surface Resistance	IEC 93	Ω	10 ¹³	10 ¹³	10 ¹³	5 10 ¹¹	10 ¹³	10 ¹³
Self-Extinguishing								
Self-Extinguishing UL 94 1.6 mm	UL 94	—	V-0	V-0	V-0	V-2	HB	V-2
Self-Extinguishing UL 94 3.2 mm	UL 94	—	V-0	V-0	V-0	V-2	HB	V-2
Hot Wire Test (2 mm)	IEC 695-2-1	°C	960	960	960	650	650	850
Oxygen Number	ASTM D2863	%	43	30	34	25	—	25