

Expansion I/O Configurations

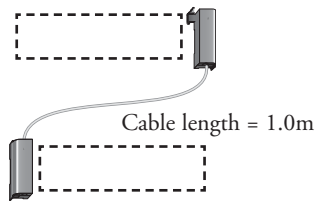
Expansion cables

T1K-10CBL

T1K-10CBL-1*

Right side to left side expansion cable

The T1K-10CBL(-1) connects the right side of an I/O base to the left side of the next I/O base. A maximum of two T1K-10CBL(-1) cables can be used per expansion system.

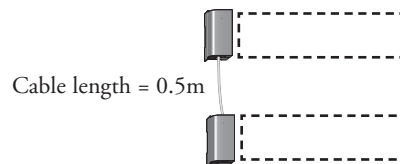


T1K-05CBL-LL

T1K-05CBL-LL-1*

Left side to left side expansion cable

The T1K-05CBL-LL(-1) connects the left side of an I/O base to the left side of the next I/O base. Only one T1K-05CBL-LL(-1) cable can be used per expansion system and must be used with a T1K-05CBL-RR(-1) cable. This cable cannot be connected to the left side of the network interface base.

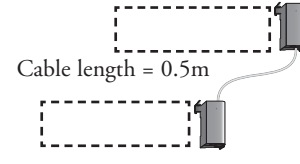


T1K-05CBL-RR

T1K-05CBL-RR-1*

Right side to right side expansion cable

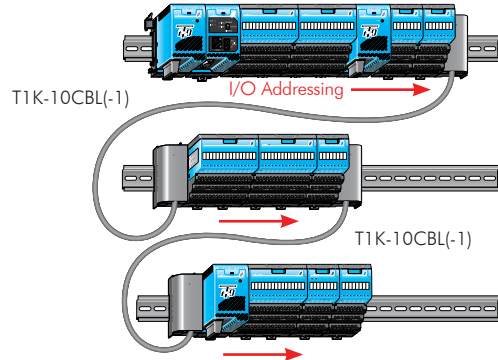
The T1K-05CBL-RR(-1) connects the right side of an I/O base to the right side of the next I/O base. A maximum of one T1K-05CBL-RR(-1) cable can be used per expansion system. **Note:** When this cable is used, the expansion I/O assignments are from right to left (reversed).



***Note:** The (-1) versions of the expansion cables pass 24 VDC through on an isolated wire. (All cables pass the 5 VDC base power.) Any local expansion DC input module configured for "internal power" (current sourcing) must either have a power supply preceding it on the same base or, have a (-1) version cable pass 24 VDC from a power supply on the preceding base.

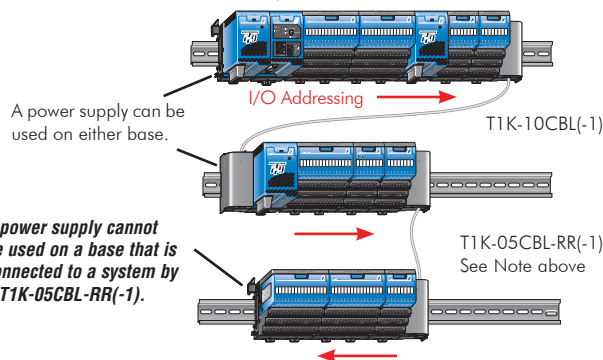
Using two T1K-10CBL expansion cables

In the system below, power supplies can be used anywhere.



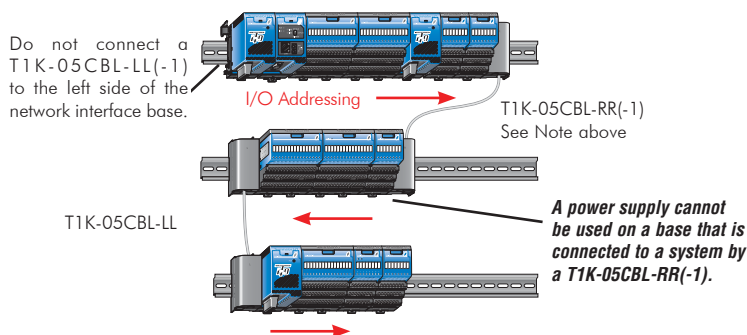
Using T1K-10CBL expansion cable and T1K-05CBL-RR expansion cable

Power supplies can be used anywhere in the first two bases, but not in the last expansion base.



Using T1K-05CBL-RR expansion cable and T1K-05CBL-LL expansion cable

Power supplies can be used anywhere in the first and third bases, but not in the second base.



Using T1K-05CBL-RR expansion cable

Power supplies can be used anywhere in the first base, but not in the second base.

