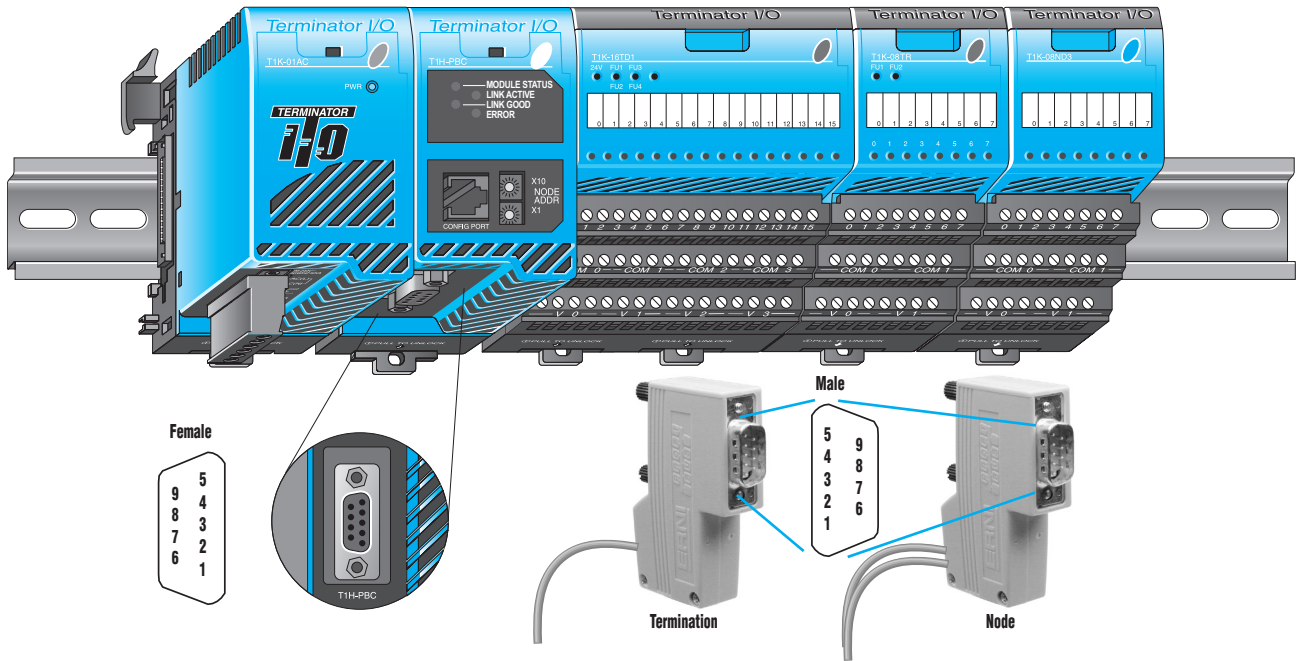
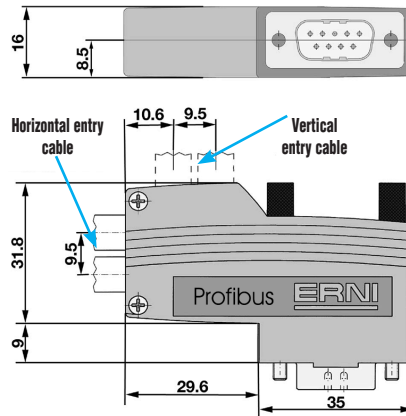


# PROFIBUS Slave



Baud	Max. Segment Length		Max. Expansion	
	Feet	Meters	Feet	Meters
9.6 Kbps	3278	1000	32786	10000
19.2 Kbps	3278	1000	32786	10000
93.75 Kbps	3278	1000	32786	10000
187.5 Kbps	3278	1000	32786	10000
500 Kbps	1311	400	13114	4000
1.5 Mbps	655	200	6557	2000
3 Mbps	327	100	3270	1000
6 Mbps	327	100	3270	1000
12 Mbps	327	100	3270	1000



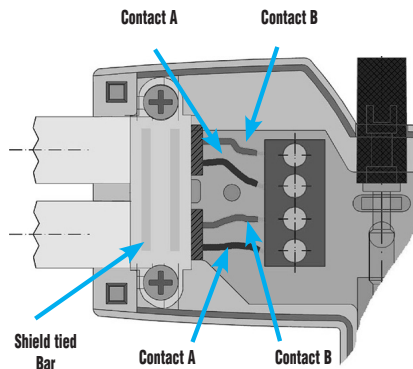
all dimensions in mm

**ERNI ERbic connectors for PROFIBUS networks**

Connectors are available for the PROFIBUS Base Controller. They are available in standard node and standard termination styles with vertical cable entry for Terminator I/O.

Terminator I/O Modules Supported	
Discrete Types	Analog Types
8-point DC Input	8-channel Current Input
8-point AC Input	8-channel Voltage Input
16-point DC Input	8-channel Current Output
16-point AC Input	8-channel Voltage Output
8-point DC Output	16-channel Current Input
8-point AC Output	16-channel Voltage Input
16-point DC Output	16-channel Current Output
16-point AC Output	16-channel Voltage Output
8-point Relay Output	
16-point Relay Output	

Recommended Cables	
<b>Siemens</b>	6XV1830-0AH10
<b>Belden</b>	3079A



ERNI ERbic Connectors			
Part Number	Price	Description	Device
<b>103658</b>		PROFIBUS certified standard node vertical connector. 9-pin male D-sub	Terminator I/O T1H-PBC or any PROFIBUS ISA/PCI Personal Computer Master/Slave Card
<b>103659</b>		PROFIBUS certified standard termination vertical connector 9-pin male D-sub	Terminator I/O T1H-PBC or any PROFIBUS ISA/PCI Personal Computer Master/Slave Card