

Ultimate Series NEMA 4, 12, and 13 Single-Door Wall-Mount with Window



Applications

Designed to house and protect electrical and electronic components from harsh, dirty environments. For use in installations where dust, dirt, oil, water or other contaminants are present. Streamlined styling, window, and an attractive, durable finish complement any high-tech electronic equipment.



Construction

- Bodies and doors fabricated from 14-gauge steel
- Plasma welded seams
- Poured-in-place polyurethane gasket
- Collar studs provided for mounting optional subpanels
- Grounding provisions provided
- Concealed hinges
- Polycarbonate viewing window
- Increased tub openings to accommodate larger size (optional) subpanels
- Optional subpanels must be ordered separately
- Swing-out panel kits WAJCDFK and WANAEFK will not work with these enclosures
- Doors are interchangeable and easily removable (open to 90° to remove door)
- 1/4 turn, semi-flush oil-tight latches supplied to hold door securely closed
- Mounting holes in rear of enclosure body
- Uses N41214 series latches

Finish

- ANSI 61 gray light-textured [N41212xxxxC] or RAL7035 gray textured [N41212xxxxCLG] inside and outside over phosphatized surfaces
- Painted steel subpanels are white polyester powder over phosphatized surfaces
- Galvanized and stainless subpanels are a conductive finish (unpainted)

Listings

- UL 508, 4, 12, and 13 [UL file E64791]
- Meets NEMA/EEMAC 4, 12, and 13 requirements
- Wall mounting brackets required to maintain UL/CSA external mounting requirements



Note: For current listings, please see www.automationdirect.com

Shipping Schedule

Same day 1 - 5 days 1 - 7 days 1-10 days 1 - 15 days 1 - 20 days

Color indicates shipping lead time in business days.

Ultimate Series NEMA 4, 12, and 13 Single-Door Wall-Mount with Window

ANSI 61 Gray Light-Textured	Price	RAL7035 Gray Textured	Price	Enclosure Size HxWxD	C	E	Painted Steel Subpanel	Stainless Steel Subpanel	Galvanized Subpanel	Swing-Out Panel
N412121206WC	—	N412121206WCLG	—	12.00 x 12.00 x 6.92 [305 x 305 x 176]	6 [152]	—	NP1212C	—	NP1212CG	HFWNSP1212C
N412121208WC	—	N412121208WCLG	—	12.00 x 12.00 x 8.92 [305 x 305 x 227]	6 [152]	—	NP1212C	—	NP1212CG	HFWNSP1212C
N412161206WC	—	N412161206WCLG	—	16.00 x 12.00 x 6.92 [406 x 305 x 176]	8 [203]	—	NP1612C	NP1612SSC	NP1612CG	HFWNSP1612C
N412161208WC	—	N412161208WCLG	—	16.00 x 12.00 x 8.92 [406 x 305 x 227]	8 [203]	—	NP1612C	NP1612SSC	NP1612CG	HFWNSP1612C
N412161210WC	—	N412161210WCLG	—	16.00 x 12.00 x 10.92 [406 x 305 x 277]	8 [203]	—	NP1612C	NP1612SSC	NP1612CG	HFWNSP1612C
N412201606WC	—	N412201606WCLG	—	20.00 x 16.00 x 6.92 [508 x 406 x 176]	10 [254]	—	NP2016C	NP2016SSC	NP2016CG	HFWNSP2016C
N412201608WC	—	N412201608WCLG	—	20.00 x 16.00 x 8.92 [508 x 406 x 227]	10 [254]	—	NP2016C	NP2016SSC	NP2016CG	HFWNSP2016C
N412201610WC	—	N412201610WCLG	—	20.00 x 16.00 x 10.92 [508 x 406 x 277]	10 [254]	—	NP2016C	NP2016SSC	NP2016CG	HFWNSP2016C

Notes: Subpanels must be ordered separately.

Dimensions in inches [millimeters].

Letters in table correspond to letters on dimensional drawings.

Table continued on next page

Ultimate Series NEMA 4, 12, and 13 Single-Door Wall-Mount with Window



Shipping Schedule

Same day 1 - 5 days 1 - 7 days 1-10 days 1 - 15 days 1 - 20 days

Color indicates shipping lead time in business days.

Table continued from previous page

Ultimate Series NEMA 4, 12, and 13 Single-Door Wall-Mount with Window										
ANSI 61 Gray Light-Textured	Price	RAL7035 Gray Textured	Price	Enclosure Size HxWxD	C	E	Painted Steel Subpanel	Stainless Steel Subpanel	Galvanized Subpanel	Swing-Out Panel
N412202006WC	—	N412202006WCLG	—	20.00 x 20.00 x 6.92 [508 x 508 x 176]	10 [254]	—	NP2020C	NP2020SSC	NP2020CG	HFWNSP2020C
N412202008WC	—	N412202008WCLG	—	20.00 x 20.00 x 8.92 [508 x 508 x 227]	10 [254]	—	NP2020C	NP2020SSC	NP2020CG	HFWNSP2020C
N412202010WC	—	N412202010WCLG	—	20.00 x 20.00 x 10.92 [508 x 508 x 277]	10 [254]	—	NP2020C	NP2020SSC	NP2020CG	HFWNSP2020C
N412202012WC	—	N412202012WCLG	Retired	20.00 x 20.00 x 12.92 [508 x 508 x 328]	10 [254]	—	NP2020C	NP2020SSC	NP2020CG	HFWNSP2020C
N412242006WC	—	N412242006WCLG	Retired	24.00 x 20.00 x 6.92 [610 x 508 x 176]	12 [305]	—	NP2420C	NP2420SSC	NP2420CG	HFWNSP2420C
N412242008WC	—	N412242008WCLG	Retired	24.00 x 20.00 x 8.92 [610 x 508 x 227]	12 [305]	—	NP2420C	NP2420SSC	NP2420CG	HFWNSP2420C
N412242010WC	—	N412242010WCLG	Retired	24.00 x 20.00 x 10.92 [610 x 508 x 277]	12 [305]	—	NP2420C	NP2420SSC	NP2420CG	HFWNSP2420C
N412242012WC	—	N412242012WCLG	Retired	24.00 x 20.00 x 12.92 [610 x 508 x 328]	12 [305]	—	NP2420C	NP2420SSC	NP2420CG	HFWNSP2420C
N412242406WC	—	N412242406WCLG	Retired	24.00 x 24.00 x 6.92 [610 x 610 x 176]	4 [102]	16 [406]	NP2424C	NP2424SSC	NP2424CG	HFWNSP2424C
N412242408WC	—	N412242408WCLG	Retired	24.00 x 24.00 x 8.92 [610 x 610 x 227]	4 [102]	16 [406]	NP2424C	NP2424SSC	NP2424CG	HFWNSP2424C
N412242410WC	—	N412242410WCLG	Retired	24.00 x 24.00 x 10.92 [610 x 610 x 277]	4 [102]	16 [406]	NP2424C	NP2424SSC	NP2424CG	HFWNSP2424C
N412242412WC	—	N412242412WCLG	Retired	24.00 x 24.00 x 12.92 [610 x 610 x 328]	4 [102]	16 [406]	NP2424C	NP2424SSC	NP2424CG	HFWNSP2424C
N412242416WC	—	N412242416WCLG	Retired	24.00 x 24.00 x 16.92 [610 x 610 x 430]	4 [102]	16 [406]	NP2424C	NP2424SSC	NP2424CG	HFWNSP2424C
—	—	N412242420WCLG	Retired	24.00 x 24.00 x 20.92 [610 x 610 x 531]	4 [102]	16 [406]	NP2424C	NP2424SSC	NP2424CG	HFWNSP2424C
N412302406WC	—	N412302406WCLG	Retired	30.00 x 24.00 x 6.92 [762 x 610 x 176]	4 [102]	22 [559]	NP3024C	NP3024SSC	NP3024CG	HFWNSP3024C
N412302408WC	—	N412302408WCLG	Retired	30.00 x 24.00 x 8.92 [762 x 610 x 227]	4 [102]	22 [559]	NP3024C	NP3024SSC	NP3024CG	HFWNSP3024C
N412302410WC	—	N412302410WCLG	Retired	30.00 x 24.00 x 10.92 [762 x 610 x 277]	4 [102]	22 [559]	NP3024C	NP3024SSC	NP3024CG	HFWNSP3024C
N412302412WC	—	N412302412WCLG	Retired	30.00 x 24.00 x 12.92 [762 x 610 x 328]	4 [102]	22 [559]	NP3024C	NP3024SSC	NP3024CG	HFWNSP3024C
N412302420WC	—	N412302420WCLG	Retired	30.00 x 24.00 x 20.92 [762 x 610 x 531]	4 [102]	22 [559]	NP3024C	NP3024SSC	NP3024CG	HFWNSP3024C

Notes: Subpanels must be ordered separately.

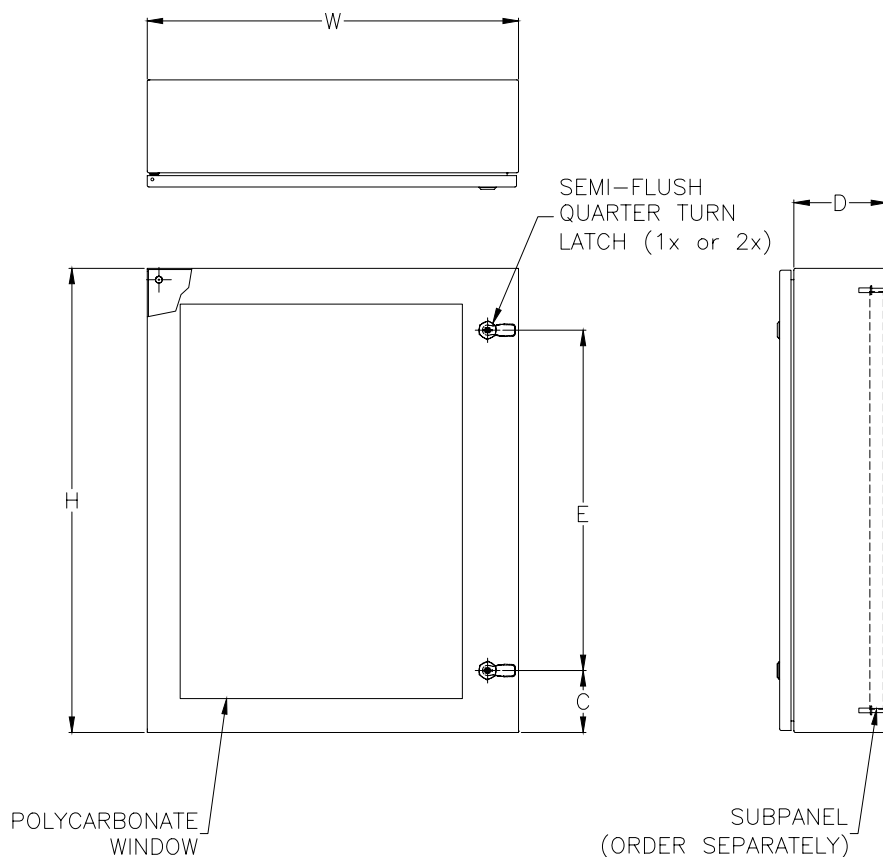
Dimensions in inches [millimeters].

Letters in table correspond to letters on dimensional drawings.

Ultimate Series NEMA 4, 12, and 13 Single-Door Wall-Mount with Window



Dimensions



Notes: Two hinges provided with each enclosure.
Enclosures smaller than 24 in [610 mm] have one latch.

Enclosure Subpanels



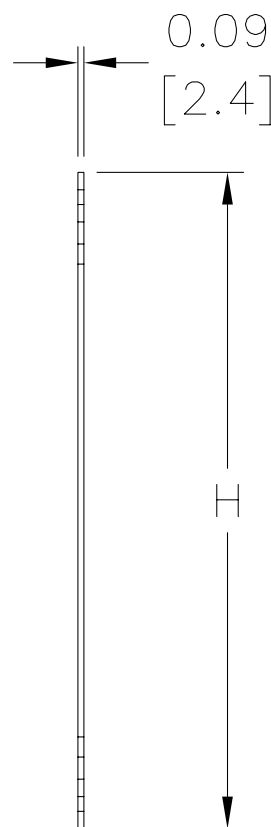
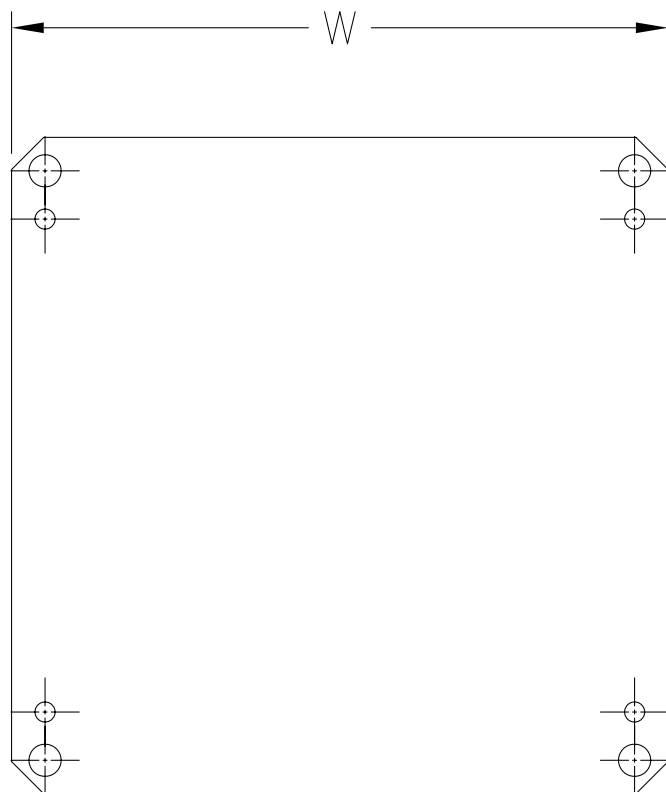
Subpanels for Ultimate Series Wall-Mount Enclosures

- 12-gauge steel
- Subpanels with dimensions 30 x 30 in [762 x 762 mm] and larger are flanged on all sides. Smaller subpanels are flanged on two sides
- Painted steel subpanels are white polyester powder over phosphatized surfaces
- Galvanized subpanels have a conductive finish (no paint)
- Panels listed fit all styles of N412 Ultimate Series wall-mount enclosures, including slope top and disconnect enclosures

Note: NPxxxxC subpanels will not fit in older NEMA 4/12 enclosures (purchased prior to 3-23-05) that do not have a C suffix. For example: Subpanel NP1212C will not fit enclosures N412121206 or N412121206SS.



Dimensions



Enclosure Subpanels



Subpanels for Ultimate Series Wall-Mount Enclosures

Shipping Schedule

Same day 1 - 5 days 1 - 7 days 1 - 15 days 1 - 20 days

Color indicates shipping lead time in business days.

Subpanels for Ultimate Series Wall-Mount Enclosures

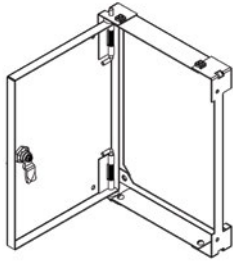
Painted Steel	Price	Galvanized	Price	304 Stainless Steel	Price	Nominal Enclosure Size HxW*	Subpanel Size HxW
NP1212C	—	NP1212CG	Retired	—	—	12 x 12	10.20 x 10.20 [259 x 259]
NP1612C	—	NP1612CG	Retired	NP1612SSC	—	16 x 12	14.20 x 10.20 [361 x 259]
NP1616C	—	NP1616CG	Retired	NP1616SSC	—	16 x 16	14.20 x 14.20 [361 x 361]
NP2016C	—	NP2016CG	Retired	NP2016SSC	—	16 x 20 20 x 16	18.20 x 14.20 [462 x 361]
NP2020C	—	NP2020CG	Retired	NP2020SSC	—	20 x 20	18.20 x 18.20 [462 x 462]
NP2416C	—	NP2416CG	Retired	NP2416SSC	—	24 x 16	22.20 x 14.20 [564 x 361]
NP2420C	—	NP2420CG	Retired	NP2420SSC	—	24 x 20	22.20 x 18.20 [564 x 462]
NP2424C	—	NP2424CG	Retired	NP2424SSC	—	24 x 24	22.20 x 22.20 [564 x 564]
NP3020C	—	NP3020CG	Retired	—	—	30 x 20	28.20 x 18.20 [716 x 462]
NP3024C	—	NP3024CG	Retired	NP3024SSC	—	30 x 24	28.20 x 22.20 [716 x 564]
NP3030C	—	NP3030CG	Retired	NP3030SSC	—	30 x 30	28.20 x 28.20 [716 x 716]
NP3624C	—	NP3624CG	Retired	NP3624SSC	—	24 x 36 36 x 24	34.20 x 22.20 [869 x 564]
NP3630C	—	NP3630CG	Retired	NP3630SSC	—	36 x 30	34.20 x 28.20 [869 x 716]
NP3636C	—	NP3636CG	Retired	NP3636SSC	—	36 x 36	34.20 x 34.20 [869 x 869]
NP4224C	—	—	—	—	—	24 x 42	40.20 x 22.20 [1021 x 564]
NP4024C	—	NP4024CG	Retired	—	—	40 x 24	38.20 x 22.20 [970 x 564]
NP4242C	—	—	—	—	—	42 x 42	40.20 x 40.20 [1021 x 1021]
NP4230C	—	—	—	—	—	30 x 42 42 x 32	40.20 x 28.20 [1021 x 716]
NP4236C	—	NP4236CG	Retired	NP4236SSC	—	36 x 42 42 x 36	40.20 x 34.20 [1021 x 869]
NP4824C	—	NP4824CG	Retired	—	—	24 x 48 48 x 24	46.20 x 22.20 [1173 x 564]
NP4830C	—	—	—	—	—	30 x 48	46.20 x 28.20 [1173 x 716]
NP4842C	—	—	—	—	—	42 x 48	46.20 x 40.20 [1173 x 1021]
NP4836C	—	NP4836CG	Retired	NP4836SSC	—	36 x 48 48 x 36	46.20 x 34.20 [1173 x 869]
NP4848C	—	—	—	—	—	48 x 48	46.20 x 46.20 [1173 x 1173]
NP6030C	—	—	—	—	—	30 x 60	58.20 x 28.20 [1478 x 716]
NP6036C	—	NP6036CG	Retired	NP6036SSC	—	36 x 30 60 x 36	58.20 x 34.20 [1478 x 869]
NP6042C	—	—	—	—	—	42 x 60	58.20 x 40.20 [1478 x 1021]

Notes: Dimensions in inches [millimeters].

Letters in table correspond to letters on dimensional drawing.

Disconnect enclosures will be up to 2 in [51 mm] wider than width dimensions in this table.

Swing-Out Panels for Ultimate Series Enclosures



For N412 Ultimate Series Wall-Mount Enclosures except N412-1PTC, -3PTC, -SS1PTC, -SS3PTC, -SSA1PTC, and -SSA3PTC

- Maximum swing 107°
- Convenient access to sub enclosure is provided via 1/4 turn pull-tab
- On solid doors, the clearance from the swing panel face to the interior door face is 1.25in [31.8mm] on window doors (when the door is closed)
- The kit includes the swing panel, brackets and hardware necessary for a tub flange install. Swing out panels meet 1 with enclosure door open
- Painted steel subpanels are painted white polyester powder over phosphated surfaces
- Fabricated from 14-gauge steel
- Mounting hardware is furnished with each panel

Note: HFWNSPxxxxC swing-out panels will not fit in older NEMA 4/12 enclosures (purchased prior to 3-23-05) that do not have a C suffix. For example: Swing-out panel HFWNSP1212C will not fit enclosures N41212126 or N412121206SS.

Shipping Schedule

Same day 1 - 5 days 1 - 7 days 1 - 15 days 1 - 20 days

Color indicates shipping lead time in business days.

Swing-Out Panels for Ultimate Series Enclosures

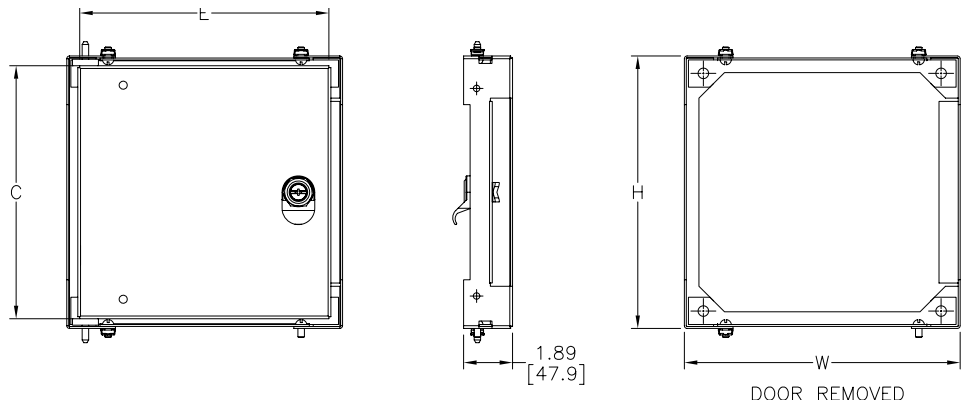
Part Number	Price	Panel Size CxE	Overall Dimensions HxW	Enclosure Nominal Size
HFWNSP1212C	—	9.75 x 9.75 [248 x 248]	10.50 x 10.62 [267 x 270]	12 x 12
HFWNSP1612C	—	13.75 x 9.75 [349 x 248]	14.50 x 10.62 [368 x 270]	16 x 12
HFWNSP1616C	—	13.75 x 13.75 [349 x 349]	14.50 x 14.62 [368 x 37]	16 x 16
HFWNSP1620C	—	13.75 x 17.75 [349 x 451]	14.50 x 18.62 [368 x 473]	16 x 20
HFWNSP2016C	—	17.75 x 13.75 [451 x 349]	18.50 x 14.62 [470 x 371]	20 x 16
HFWNSP2020C	—	17.75 x 17.75 [451 x 451]	18.50 x 18.62 [470 x 473]	20 x 20
HFWNSP2024C	—	17.75 x 21.75 [451 x 552]	18.50 x 22.62 [470 x 575]	20 x 24
HFWNSP2416C	—	21.75 x 13.75 [552 x 349]	22.50 x 14.62 [572 x 371]	24 x 16
HFWNSP2420C	—	21.75 x 17.75 [552 x 451]	22.50 x 18.62 [572 x 473]	24 x 20
HFWNSP2424C	—	21.75 x 21.75 [552 x 552]	22.50 x 22.62 [572 x 575]	24 x 24
HFWNSP3020C	—	27.75 x 17.75 [705 x 451]	28.50 x 18.62 [724 x 473]	30 x 20
HFWNSP3024C	—	27.75 x 21.75 [705 x 552]	28.50 x 22.62 [724 x 575]	30 x 24
HFWNSP3030C	—	27.75 x 27.75 [705 x 705]	28.50 x 28.62 [724 x 727]	30 x 30
HFWNSP3624C	—	33.75 x 21.75 [857 x 552]	34.50 x 22.62 [876 x 575]	36 x 24
HFWNSP3630C	—	33.75 x 27.75 [857 x 705]	34.50 x 28.62 [876 x 727]	36 x 30
HFWNSP3636C	—	33.75 x 33.75 [857 x 857]	34.50 x 34.62 [876 x 879]	36 x 36

Notes: Dimensions in inches [millimeters].

Letters in table correspond to letters on dimensional drawings.

If used in a two-door enclosure, a center panel support must be ordered.

Dimensions



Enclosure Accessories – Strip Gasket



Shipping Schedule

Same day	1 - 5 days	1 - 7 days	1 - 15 days	1 - 20 days
----------	------------	------------	-------------	-------------

Color indicates shipping lead time in business days.

Strip Gasket



Strip Gasket	Price	Description	Wt. [oz]
<u>WGAS51634</u>	Retired	Wiegmann strip gasket, replacement, self-adhesive, microcell urethane foam, 5/16 inch thick x 0.75in [19 mm]ch wide x 10 ft long roll. For gasket replacement on Wiegmann wall-mount NEMA 12, 4 and 4X enclosures.	7
<u>WGAS3834</u>	Retired	Wiegmann strip gasket, replacement, self-adhesive, closed-cell sponge rubber, 3/8 inch thick x 0.75in [19 mm]ch wide x 10 ft long roll. For gasket replacement on Wiegmann floor-mount and freestanding NEMA 12, 4 and 4X enclosures.	7