

WSM Series Weld-Field Immune Inductive Proximity Sensors

M12 (12mm)



- Four models available
- Low cost/high performance
- Weld Slag resistant coating
- Inductive sensor
- Full metal housing
- Increased sensing range
- Gold-plated contacts
- Sensing range 4 mm
- Flush mounting
- Lifetime warranty



WSM Series M12 Inductive Prox Selection Chart									
Part Number	Price	Sensing Range	Mounting	Output State	Logic	Voltage	Connection	Wiring	Dimensions
WSM-AP-3H		4mm (0.16 in)	Flush	N.O.	PNP	10 - 30 VDC	4-pin M12 quick-disconnect	Diagram 1	Figure 1
WSM-AN-3H					NPN	10 - 36 VDC	4-pin M12 quick-disconnect	Diagram 2	Figure 2
WSM-A0-3E					PNP/NPN		4-pin M12 with 0.3 m cable	Diagram 3	Figure 3
WSM-A0-3A						3m axial cable	Diagram 4		

Wiring Diagrams

Diagram 1

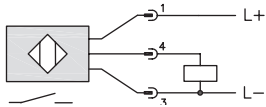


Diagram 2

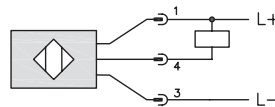


Diagram 3

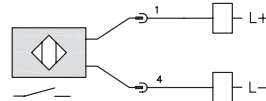
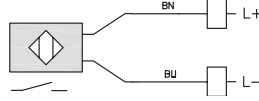
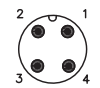


Diagram 4



Connector

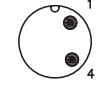
4-pin M12 NPN



4-pin M12 PNP



4-pin M12 0.3m



Dimensions

mm [inches]

Figure 1

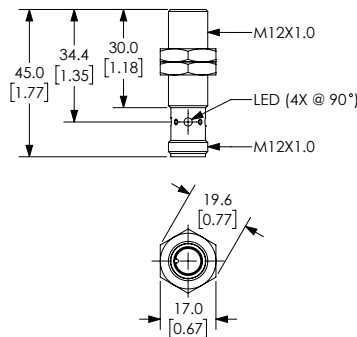


Figure 2

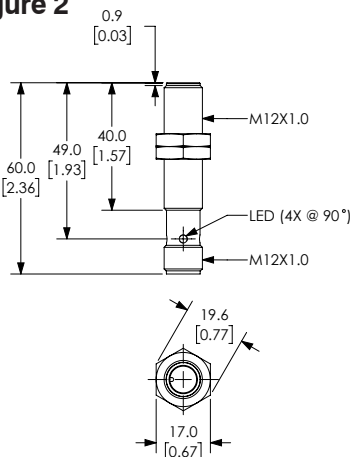
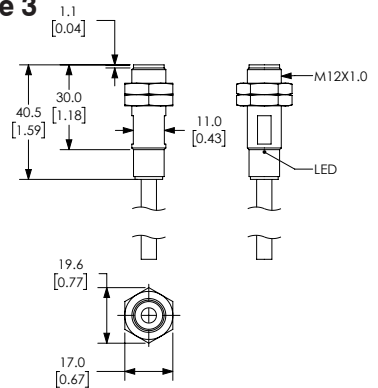


Figure 3



WSM Series Weld-Field Immune Inductive Proximity Sensors

Specifications	M12 Models			
Model	WSM-AP-3H	WSM-AN-3H	WSM-A0-3E	WSM-A0-3A
Mounting Type	Flush			
Nominal Sensing Distance (mm)	4mm (0.16 mm)			
Operating Distance	0 - 3.25 mm			
Material Correction Factors	See the Material Influence table			
Output Type	N.O.			
Operating Voltage	10 to 30 VDC	10 to 36 VDC		
No-load Supply Current	< 10mA	< 20mA	NA	
Operating (Load) Current	100mA			
Off-state Leakage Current	NA		<0.6 mA	
Voltage Drop	< 2.5 V			
Switching Frequency	2Hz		75Hz	
Differential Travel (% of Nominal Distance)	3 - 15	1 - 20		
Repeat Accuracy	NA			
Ripple	NA			
Time Delay Before Availability (tv)	NA			
Short Circuit Protection	Yes	Pulsed	Yes	Pulsed
Operating Temperature	-40 to 85°C [-40 to 185°F]	0 - 85°C [32 to 185°F]	-25 - 70°C [-13 to 158°F]	
Protection Degree (DIN 40 050)	IP65 / IP66 / IP67 / IP68 / IP69K	IP67		
LED Indicators	Illuminated when energized			
Housing Material	Stainless steel 316L / 1.4404 with anti-spatter ceramic (Polytetrafluoroethylene [PTFE]) coating			
Sensing Face Material	active face: stainless steel 316L 1.4404 anti-spatter			
Shock/Vibration	See Proximity Sensor Terminology			
Weight	0.28 kg	0.29 kg	0.0489 kg	0.137 kg
Connection	4-pin M12 quick-disconnect		PUR cable/0.3 m; 2 x 0.5 mm ² ; with 4-pin M12 quick-disconnect	PUR cable/3m; 2 x 0.5 mm ² ;
Agency Approvals	cULus E328811, CE			