

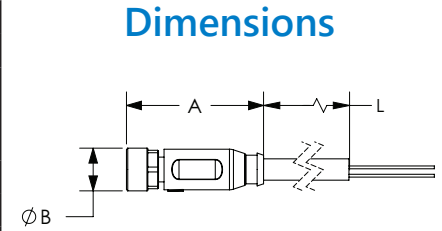
Connection Cables - Sensor and Signal

M12 A-coded Cable to Pigtail

- Industry standard axial and right-angle M12 screw-lock connectors with open leads
- Cables listed can be used with patch cables
- 2m [6.5 ft], 3m [9.8 ft], 5m [16.4 ft], 7m [22.9ft], 10m [32.8 ft] and 15m [49.2 ft] cable lengths
- PVC (polyvinyl chloride) jacketed cable for general use and chemical washdown applications, ex. food & beverage industry
- PUR (polyurethane) jacketed cable for applications with exposure to oil and dynamic applications requiring more flexibility
- PP (polypropylene) wire insulation for low temperature applications
- TPE (thermoplastic elastomer) wire insulation for applications requiring high flexibility

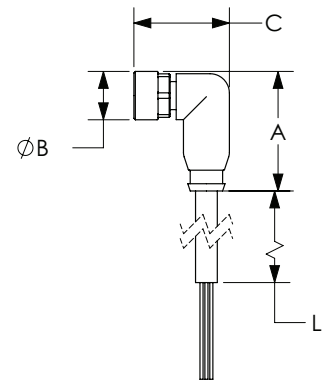


M12 A-coded Cable to Pigtail										
Part Number	Price	Number of Wires	Connector	Cable Jacket/Wire Insulation Material	Jacket Color	Dimensions				
						A	B	C	L	
						mm			m [ft]	
CD12M-0B-050-A1*		3	Axial female	PVC/PVC	Black	38	15	-	5 [16.4]	
CD12M-0B-050-C1*			Right-angle female	PVC/PVC		39	15	28		
CD12M-0D-050-A1*			Axial female	PUR/PVC		38	15	-		
CD12M-0D-050-A1-A*			Axial female	PUR/PP		38	15	-		
CD12M-0D-050-C1*			Right-angle female	PUR/PVC		39	15	28		
CD12M-0D-050-C1-A*			Right-angle female	PUR/PP		39	15	28		
7000-12181-2130500*			3	Axial female	PVC/PVC	Gray	38	15		-
7000-12321-2130500*				Right-angle female	PVC/PVC		39	15		28
7000-12181-0330500*				Axial female	PUR/PP	Gray	38	15		-
7000-12321-0230500*				Right-angle female	PUR-PVC/PVC		39	15		28
7000-12321-0330500*				Right-angle female	PUR/PP		39	15		28
CD12L-0B-020-A0				Axial female	PVC/PVC		Gray	38		15
CD12L-0B-020-C0		Right-angle female	39	15		28				
CD12M-0B-070-A1		4	Axial female	PVC/PVC	Gray	38	15	-	7 [22.9]	
CD12M-0B-070-C1			Right-angle female			39	15	28		
7000-12221-0240200			Axial female	PUR-PVC/PVC	Yellow	38	15	-	2 [6.5]	
7000-12221-0340200			Axial female	PUR/PP		38	15	-		
7000-12341-0240200			Right-angle female	PUR-PVC/PVC		39	15	28		
7000-12341-0340200			Right-angle female	PUR/PP		39	15	28		
7000-12221-0240700			Axial female	PUR-PVC/PVC		38	15	-		
7000-12221-0340700			Axial female	PUR/PP		38	15	-		
7000-12341-0240700			Right-angle female	PUR-PVC/PVC	39	15	28	7 [22.9]		
7000-12341-0340700			Right-angle female	PUR/PP	39	15	28			
7000-12221-0241000			4	Axial female	PUR-PVC/PVC	Yellow	38	15	-	10 [32.8]
7000-12221-0341000				Axial female	PUR/PP		38	15	-	
7000-12341-0241000		Right-angle female		PUR-PVC/PVC	39		15	29		
7000-12341-0341000		Right-angle female		PUR/PP	39		15	29		
7000-12221-0241500		Axial female		PUR-PVC/PVC	38		15	-		
7000-12221-0341500		Axial female		PUR/PP	38		15	-		
7000-12341-0241500		Right-angle female	PUR-PVC/PVC	39	15	29	15 [49.2]			
7000-12341-0341500		Right-angle female	PUR/PP	39	15	29				
7000-12221-2141000		4	Axial female	PVC/PVC	Gray	38	15	-	10 [32.8]	
7000-12341-2141000			Right-angle female			39	15	29		
7000-12221-2141500			Axial female			38	15	-		
7000-12341-2141500			Right-angle female			39	15	29		



Dimensions

Axial female



Right-angle female

See our website: www.AutomationDirect.com for complete engineering drawings.

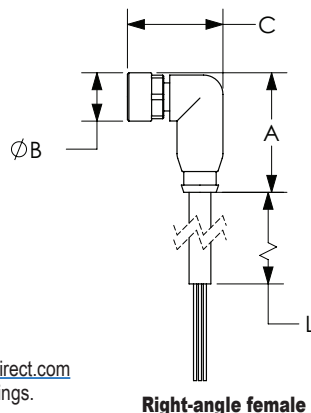
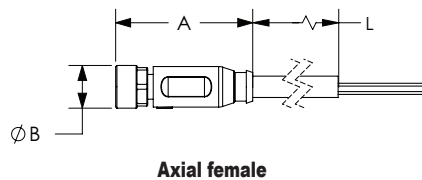
* Note: Do not use with sensors that require 4-wires cables. Continued on next page.

Connection Cables - Sensor and Signal

M12 A-coded Cable to Pigtail (continued)

M12 A-coded Cable to Pigtail												
Part Number	Price	Number of Wires	Connector	Cable Jacket/Wire Insulation Material	Jacket Color	Dimensions						
						A	B	C	L			
						mm			m [ft]			
7000-12241-0250300		5	Axial female	PUR-PVC/PVC	Yellow	38	15	-	3 [9.8]			
7000-12241-0350300			Axial female	PUR/PP		38	15	-				
7000-12361-0350300			Right-angle female	PUR/PP		39	15	28				
7000-12241-0250500			Axial female	PUR-PVC/PVC		38	15	-	5 [16.4]			
7000-12241-0350500			Axial female	PUR/PP		38	15	-				
7000-12361-0250500			Right-angle female	PUR-PVC/PVC		39	15	28				
7000-12361-0350500			Right-angle female	PUR/PP		39	15	28	10 [32.8]			
7000-12241-0251000			Axial female	PUR-PVC/PVC		38	15	-				
7000-12241-0351000			Axial female	PUR/PP		38	15	-				
7000-12361-0251000			Right-angle female	PUR-PVC/PVC		39	15	28	3 [9.8]			
7000-12361-0351000			Right-angle female	PUR/PP		39	15	28				
7000-12241-2150300			Axial female	PVC/PVC		Gray	38	15		-		
7000-12361-2150300			Right-angle female				39	15	28	5 [16.4]		
7000-12241-2150500			Axial female				38	15	-			
7000-12361-2150500			Right-angle female				39	15	28		10 [32.8]	
7000-12241-2151000		Axial female	38		15		-					
7000-12361-2151000		Right-angle female	39		15		28					
7000-17041-2920300		8	Axial female	PUR/PP	Gray	44.5	15	-	3 [9.8]			
7000-17061-2920300			Right-angle female			39	15	32				
7000-17041-2920500			Axial female			44.5	15	-		5 [16.4]		
7000-17061-2920500			Right-angle female			39	15	32				
7000-17041-2921000			Axial female			44.5	15	-	10 [32.8]			
7000-17061-2921000			Right-angle female			39	15	32				
7000-17041-2950300			Axial female			44.5	15	-		3 [9.8]		
7000-17061-2950300			Right-angle female			39	15	32				
7000-17041-2950500			Axial female			44.5	15	-	5 [16.4]			
7000-17061-2950500			Right-angle female			39	15	32				
7000-17041-2951000			Axial female			44.5	15	-		10 [32.8]		
7000-17061-2951000			Right-angle female			39	15	32				
7000-19041-7050300			12			Axial female	PUR/PP	Black	43.5		15	-
7000-19061-7050300						Right-angle female	PUR/TPE		39	15	32	
7000-19041-7050500						Axial female	PUR/PP		43.5	15	-	5 [16.4]
7000-19061-7050500		Right-angle female		PUR/TPE	39	15	32					
7000-19041-7051000		Axial female		PUR/PP	43.5	15	-		10 [32.8]			
7000-19061-7051000		Right-angle female		PUR/TPE	39	15	32					

Dimensions



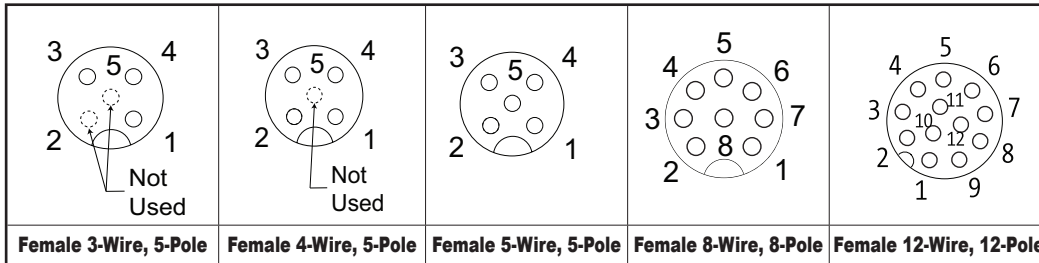
See our website: www.AutomationDirect.com
for complete engineering drawings.

Connection Cables - Sensor and Signal

M12 A-coded Cable to Pigtail Specifications							
Model	CD12 Series			7000 Series			
Type	3-Wire, 5-Pole	4-Wire, 5-Pole	3-Wire, 5-Pole	4-Wire, 5-Pole	5-Wire, 5-Pole	8-Wire, 8-Pole	12-Wire, 12-Pole
Max Voltage	250 VAC/VDC				125 VAC/VDC	30 VAC/VDC	
Max Voltage - UL Rating	N/A - not UL recognized			30 VAC/VDC			
Max Current Per Contact	4A				2A	1.5 A	
Protection Degree	IP65 / IP66K / IP67						
Nut Material	Female threads are nickel plated die cast zinc						
Cable Jacket/Wire Insulation Material	PUR/PP or PVC/PVC		PVC/PVC or PUR/PP or PUR/PVC			PUR/PP	PUR/PP or PUR/TPE
Contacts Material	Copper Alloy						
Tightening Torque	≤ 0.6 N·m [≤ 0.44 ft·lb]						
Conductors Cross Section	0.34 mm ² [22AWG]					0.25 mm ² [24AWG]	0.14 mm ² [26AWG]
Ø Outer Cable For PUR/PVC or PVC/PVC or PUR-PVC/PVC	4.6 mm [0.18 in]	5.0 mm [0.20 in]	PVC/PVC 4.6 mm [0.18 in] PUR/PVC 4.9 mm [0.19 in]	PVC/PVC 5.0 mm [0.20 in] PUR/PVC/PVC 5.2 mm [0.20 in]	PVC/PVC 5.2 mm [0.20 in] PUR-PVC/PVC 5.9 mm [0.23 in]	N/A	
Ø Outer Cable For PUR/PP or PUR/TPE	4.1 mm [0.16 in]	N/A	4.1 mm [0.16 in]	4.5mm [0.18 in]	4.8 mm [0.19 in]	5.8 mm [0.23 in]	6.0 mm [0.24 in]
Temperature Range - Stationary Use	PUR/PP -40 to 80°C [-40 to 176°F], PUR/PVC or PVC/PVC -30 to 80°C [-22 to 176°F]					PUR/PP -40 to 80C [-40 to 176F] PUR/TPE -25 to 80C [-13 to 176F]	
Temperature Range - Flexible Use	PUR/PP -25 to 80°C [-13 to 176°F]; PVC/PVC or PUR/PVC -5 to 80°C [23 to 176°F]					PUR/PP and PUR/TPE -25 to 80°C [-13 to 176°F]	
Min Bend Radius	Stationary use: 5 x cable diameter; Flexible use: 10 x cable diameter						
Approvals*	CE, cCSAus			cULus, UKCA, cCSAus			

*To obtain the most current agency approval information, see the Agency Compliance & Certifications Checklist section on the specific part number's web page.

Contact Diagrams



Wiring Diagrams

