

Connection Cables - Sensor and Signal

M12 A-coded Male to Female Cables

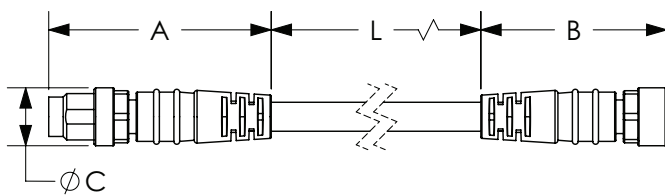
- Industry standard M12 screw-lock connectors
- One male and one female connector
- Axial and right-angle connector models
- 1m [3.28 ft] and 3m [9.84 ft] cable lengths
- PVC (polyvinyl chloride) jacketed cable for general use and chemical washdown applications, ex. food & beverage industry
- PUR (polyurethane) jacketed cable for applications with exposure to oil and dynamic applications requiring more flexibility
- PP (polypropylene) wire insulation for low temperature applications



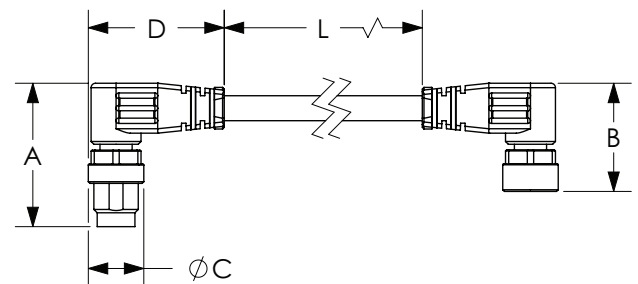
M12 A-coded Male to Female Cables												
Part Number	Price	Number of Wires	Connectors	Cable Jacket/ Wire Insulation Material	Jacket Color	Dimensions						
						A	B	C	D	L		
						mm				m [ft]		
CDP12-0B-010-AA		4	Axial male, axial female	PVC/PVC	Gray	41	38	15	-	1 [3.3]		
CDP12-0B-010-BB			Right-angle male, right-angle female			31	28	15	39			
CDP12-0B-030-AA			Axial male, axial female			41	38	15	-	3 [9.8]		
CDP12-0B-030-BB			Right-angle male, right-angle female			31	28	15	39			
7000-40021-0240100			Axial male, axial female			PUR-PVC/PVC	Yellow	41	38	15	-	1 [3.3]
7000-40021-0340100			Axial male, axial female			PUR/PP		41	38	15	-	
7000-40261-0240100			Right-angle male, right-angle female			PUR-PVC/PVC		31	28	15	39	
7000-40261-0340100			Right-angle male, right-angle female			PUR/PP		31	28	15	39	
7000-40021-0240300			Axial male, axial female	PUR-PVC/PVC	41	38		15	-	3 [9.8]		
7000-40021-0340300			Axial male, axial female	PUR/PP	41	38		15	-			
7000-40261-0340300			Right-angle male, right-angle female	PUR/PP	31	28		15	39			
7000-40041-0250100			Axial male, axial female	PUR-PVC/PVC	Gray	41		38	15	-	1 [3.3]	
7000-40041-0350100			Axial male, axial female	PUR/PP		41	38	15	-			
7000-40041-0250300			Axial male, axial female	PUR-PVC/PVC		41	38	15	-	3 [9.8]		
7000-40041-0350300			Axial male, axial female	PUR/PP		41	38	15	-			
7000-40041-2150100			Axial male, axial female	PUR/PVC		41	38	15	-	1 [3.3]		
7000-40041-2150300		Axial male, axial female	41			38	15	-	3 [9.8]			

Dimensions

2 Axial - 1 male to 1 female



2 Right-angle - 1 male to 1 female



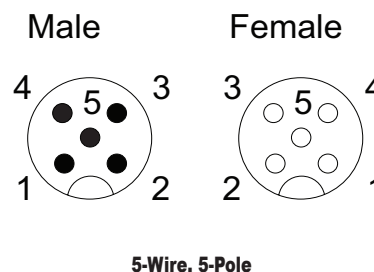
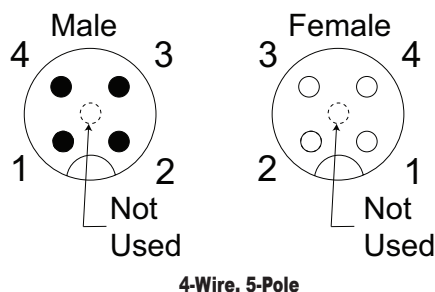
See our website: www.AutomationDirect.com for complete engineering drawings.

Connection Cables - Sensor and Signal

M12 A-coded Male to Female Cables Specifications			
Model	CDP12 Series	7000 Series	
Type	4-Wire, 5-Pole	4-Wire, 5-Pole	5-Wire, 5-Pole
Max Voltage	250 VAC/VDC		125 VAC/VDC
Max Voltage - UL Rating	30 VAC/VDC		
Max Current	4A		
Protection Degree	IP65 / IP66K / IP67		IP67
Nut Material	Male threads are nickel plated brass; Female threads are nickel plated die cast zinc		
Jacket/Wire Insulation Material	PVC/PVC	PVC/PVC or PUR-PVC/PVC or PUR/PP or PUR/PVC	
Contacts Material	Copper Alloy		
Tightening Torque	≤ 0.6 N·m [≤ 0.44 ft·lbs]		
Conductors Cross Section	0.34 mm ² [22AWG]		
Ø Outer Cable For PUR-PVC/PVC or PUR/PVC or PVC/PVC	5.0 mm [0.20 in]	5.2 mm [0.20 in]	PUR-PVC/PVC 5.9 mm [0.23 in] PVC/PVC 5.2 mm [0.20 in]
Ø Outer Cable For PUR/PP	N/A	4.5 mm [0.18 in]	4.8 mm [0.19 in]
Temperature Range - Stationary Use	PUR/PP -40 to 80°C [-40 to 176°F], PVC/PVC or PUR-PVC/PVC -25 to 80°C [-13 to 176°F]		
Temperature Range - Flexible Use	PUR/PP -25 to 80°C [-13 to 176°F], PVC/PVC or PUR/PVC -5 to 80°C [23 to 176°F]		
Min Bend Radius	Stationary use: 5 x cable diameter; Flexible use: 10 x cable diameter		
Approvals*	CE, cCSAus	cULus, CE, UKCA, cCSAus	

*To obtain the most current agency approval information, see the Agency Compliance & Certifications Checklist section on the specific part number's web page.

Contact Diagrams



Wiring Diagrams

