

Non-Metallic Enclosures – Control Series

NEMA Type 3R, Hinged, with Twist Latches



HW-N3R242410CH

Construction

- Hot compression molded fiberglass reinforced polyester, hand layup FRP
- Poured polyurethane seamless gasket provides watertight, dust-tight environmental seal
- 300 Series stainless steel used on all external hardware
- Panel mounting capability for fixed rear panel
- Bosses with threaded brass inserts accept 3/8 - 16 screws
- Integral mounting feet
- Rounded edges, minimal protrusions or exposed pocket areas for accumulation of dust or debris
- Rain shield protection against incidental water ingress
- Dust-tight, watertight, non-corrosive environmental design
- Twist lock latches for easy entry
- Built-in padlock hasp
- Non-conductive, impact resistant, UV resistant
- Smooth surface, no color variations, swirls or color pockets, no voids
- Color: Gray

Listings

- UL/cUL 50/508, Types 1, 3R
- UL File E64791
- CSA Standard C22.2 File 222873 Types 1, 3R
- NEMA Standard 250 Types 1, 3R
- Temperature Range: -40°F to 250°F (-40°C to 120°C)
- Flammability Rating: UL94-5V
- Non-flame propagating



Enclosure Shipping Schedule

Same day	1 - 7 days	1 - 14 days
----------	------------	-------------

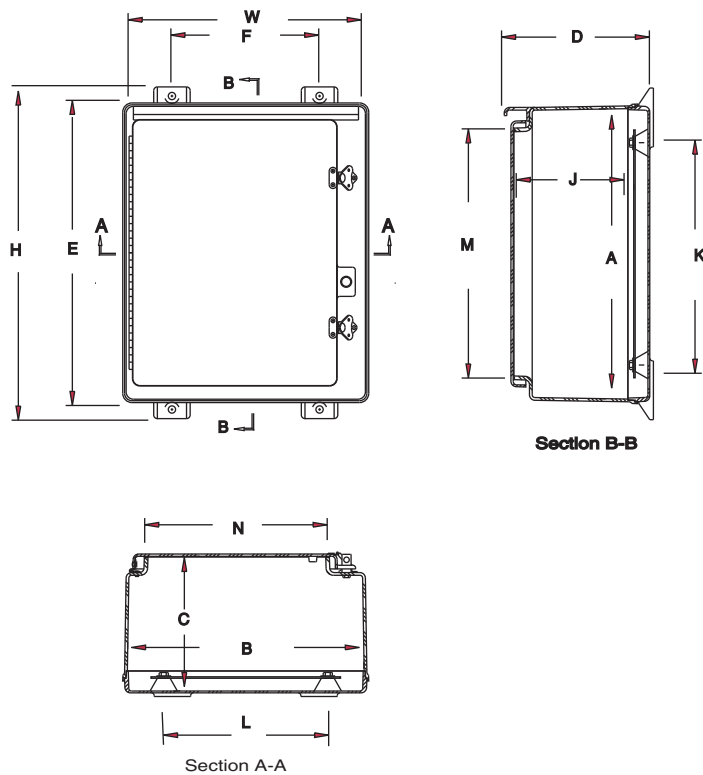
Color indicates shipping lead time in business days.

NEMA Type 3R Control Enclosures						
Part Number	Price	Enclosure Overall Size HxWxD	Enclosure Inside Dimensions AxBxC	Wt.	Carbon Steel Subpanel	Aluminum Subpanel
HW-N3R242410CH	<--->	27.00 x 25.24 x 11.90 (686 x 641 x 302)	24.05 x 24.39 x 11.25 (611 x 619 x 286)	42 lbs.	HW-WM2424CS	HW-WM2424A
HW-N3R302008CH	<--->	32.86 x 20.99 x 9.89 (835 x 533 x 251)	29.90 x 20.14 x 9.23 (760 x 511 x 234)	36 lbs.	HW-WM3020CS	HW-WM3020A
HW-N3R302010CH	<--->	32.86 x 20.99 x 11.89 (835 x 533 x 302)	29.90 x 20.14 x 11.23 (760 x 511 x 285)	39 lbs.	HW-WM3020CS	HW-WM3020A
HW-N3R302410CH	<--->	33.41 x 26.32 x 11.95 (849 x 668 x 304)	30.46 x 25.47 x 11.27 (774 x 647 x 286)	50 lbs.	HW-WM3024CS	HW-WM3024A
HW-N3R302412CH	<--->	33.41 x 26.32 x 13.79 (849 x 668 x 350)	30.46 x 25.47 x 13.10 (774 x 647 x 333)	54 lbs.	HW-WM3024CS	HW-WM3024A
HW-N3R363008CH	<--->	39.31 x 32.50 x 10.05 (999 x 826 x 255)	36.31 x 31.69 x 9.36 (922 x 805 x 238)	75 lbs.	HW-WM3630CS	HW-WM3630A
HW-N3R363010CH	<--->	39.31 x 32.50 x 12.05 (999 x 826 x 306)	36.31 x 31.69 x 11.36 (922 x 805 x 289)	78 lbs.	HW-WM3630CS	HW-WM3630A
HW-N3R363012CH	<--->	39.31 x 32.50 x 14.05 (999 x 826 x 357)	36.31 x 31.69 x 13.36 (922 x 805 x 339)	81 lbs.	HW-WM3630CS	HW-WM3630A
HW-N3R483612CH	<--->	51.29 x 36.62 x 14.43 (1303 x 930 x 367)	48.33 x 36.22 x 13.25 (1228 x 920 x 336)	98 lbs.	HW-WM4836CS	HW-WM4836A
HW-N3R483616CH	<--->	51.29 x 36.62 x 18.43 (1303 x 930 x 468)	48.33 x 36.22 x 17.25 (1228 x 920 x 438)	108 lbs.	HW-WM4836CS	HW-WM4836A

Note: Subpanels must be ordered separately. Dimensions in inches (millimeters).

Non-Metallic Enclosures – Control Series

Dimensions: Type 3R with Twist Latches



Number of Latches	
Part Number	Number of Latches
HW-N3R242410CH	2
HW-N3R302008CH	2
HW-N3R302010CH	2
HW-N3R302410CH	2
HW-N3R302412CH	2
HW-N3R363008CH	3
HW-N3R363010CH	3
HW-N3R363012CH	3
HW-N3R483612CH	3
HW-N3R483616CH	3

Dimensions for NEMA Type 3R Control Enclosures							
Part Number	Enclosure Overall Size HxWxD	Enclosure Inside Dimensions AxBxC	Mounting ExF	J	K	L	Enclosure Opening MxN
HW-N3R242410CH	27.00 x 25.24 x 11.90 (686 x 641 x 302)	24.05 x 24.39 x 11.25 (611 x 619 x 286)	25.75 x 17.87 (654 x 454)	10.25 (260)	19.25 (489)	19.25 (489)	21.25 x 20.00 (540 x 508)
HW-N3R302008CH	32.86 x 20.99 x 9.89 (835 x 533 x 251)	29.90 x 20.14 x 9.23 (760 x 511 x 234)	31.75 x 14.25 (806 x 362)	8.23 (209)	25.25 (641)	15.25 (387)	27.00 x 16.50 (686 x 419)
HW-N3R302010CH	32.86 x 20.99 x 11.89 (835 x 533 x 302)	29.90 x 20.14 x 11.23 (760 x 511 x 285)	31.75 x 14.25 (806 x 362)	10.23 (260)	25.25 (641)	15.25 (387)	27.00 x 16.50 (686 x 419)
HW-N3R302410CH	33.41 x 26.32 x 11.95 (849 x 668 x 304)	30.46 x 25.47 x 11.27 (774 x 647 x 286)	32.25 x 18.50 (819 x 470)	10.27 (261)	25.25 (641)	19.25 (489)	27.38 x 21.25 (695 x 540)
HW-N3R302412CH	33.41 x 26.32 x 13.79 (849 x 668 x 350)	30.46 x 25.47 x 13.10 (774 x 647 x 333)	32.25 x 18.50 (819 x 470)	12.1 (307)	25.25 (641)	19.25 (489)	27.38 x 21.25 (695 x 540)
HW-N3R363008CH	39.31 x 32.50 x 10.05 (999 x 826 x 255)	36.31 x 31.69 x 9.36 (922 x 805 x 238)	38.13 x 23.88 (968 x 606)	8.36 (212)	31.25 (794)	25.25 (641)	33.25 x 27.25 (845 x 692)
HW-N3R363010CH	39.31 x 32.50 x 12.05 (999 x 826 x 306)	36.31 x 31.69 x 11.36 (922 x 805 x 289)	38.13 x 23.88 (968 x 606)	10.36 (263)	31.25 (794)	25.25 (641)	33.25 x 27.25 (845 x 692)
HW-N3R363012CH	39.31 x 32.50 x 14.05 (999 x 826 x 357)	36.31 x 31.69 x 13.36 (922 x 805 x 339)	38.13 x 23.88 (968 x 606)	12.36 (314)	31.25 (794)	25.25 (641)	33.25 x 27.25 (845 x 692)
HW-N3R483612CH	51.29 x 36.62 x 14.43 (1303 x 930 x 367)	48.33 x 36.22 x 13.25 (1228 x 920 x 336)	50.12 x 29.25 (1273 x 743)	12.25 (311)	43.25 (1099)	31.25 (794)	45.25 x 32.00 (1149 x 813)
HW-N3R483616CH	51.29 x 36.62 x 18.43 (1303 x 930 x 468)	48.33 x 36.22 x 17.25 (1228 x 920 x 438)	50.12 x 29.25 (1273 x 743)	16.25 (413)	43.25 (1099)	31.25 (794)	45.25 x 32.00 (1149 x 813)

Dimensions in inches (millimeters); letters in table correspond to letters on dimensional drawings. Mounting hole dimension is .50" (12.7mm).

Company Info.

PLCs

Field I/O

Software

C-more & other HMI

AC Drives

AC Motors

Power Transmiss.

Steppers/ Servos

Motor Controls

Proximity Sensors

Photo Sensors

Limit Switches

Encoders

Current Sensors

Pressure Sensors

Temp. Sensors

Pushbuttons/ Lights

Process

Relays/ Timers

Comm.

Terminal Blocks & Wiring

Power

Circuit Protection

Enclosures

Tools

Appendix

Part Index

Non-Metallic Enclosures – Control Series

NEMA Type 4X - Hinged Cover with Twist Lock Latches



HW-N4X242008CH

Construction

- Hot compression molded fiberglass reinforced polyester, hand layup FRP
- Poured polyurethane seamless gasket provides watertight, dust-tight environmental seal
- 300 Series stainless steel used on all external hardware
- Panel mounting capability for fixed rear panel
- Bosses with threaded brass inserts accept 3/8 - 16 screws
- Integral mounting feet
- Rounded edges, minimal protrusions or exposed pocket areas for accumulation of dust or debris
- Dust-tight, watertight, non-corrosive environmental design
- Twist lock latches for easy entry

- Built-in padlock hasp on enclosure sizes 20x16 and larger
- Non-conductive, impact resistant, UV resistant
- Smooth surface, no color variations, swirls or color pockets, no voids
- Color: Gray

Listings

- UL/cUL 50/508, Types 1, 3, 3R, 4X, 12
- UL File E64791
- CSA Standard C22.2 File 222873 Types 1, 3, 3R, 4x, 12
- NEMA Standard 250 Types 1, 3, 3R, 4x, 12
- Temperature Range: -40°F to 250°F (-40°C to 120°C)
- Flammability Rating: UL94-5V
- Non-flame propagating



Enclosure Shipping Schedule

Same day	1 - 7 days	1 - 14 days
----------	------------	-------------

Color indicates shipping lead time in business days.

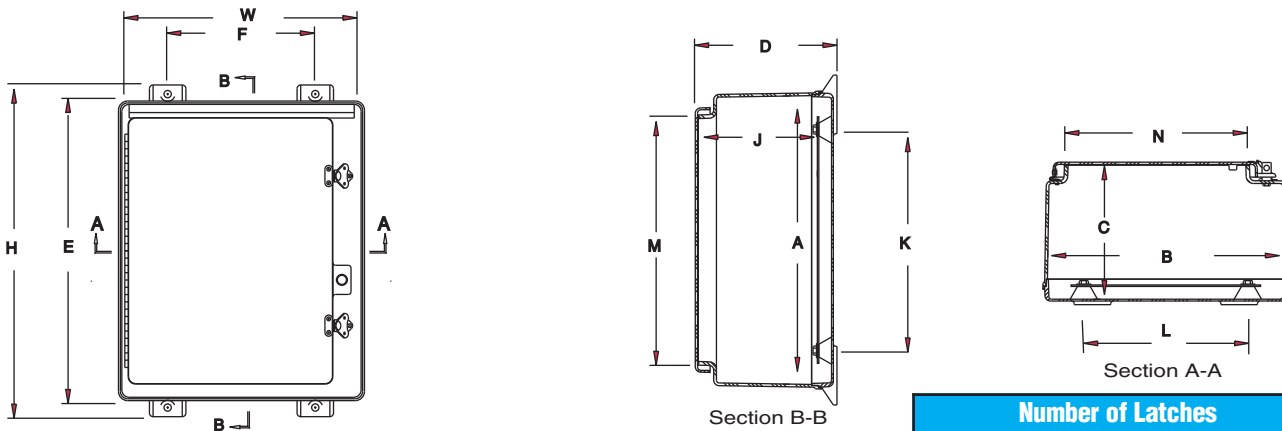
NEMA 4X Control Enclosures with Twist-Lock Latches

Part Number	Price	Enclosure Overall Size HxWxD	Enclosure Inside Dimensions AxBxC	Wt.	Carbon Steel Subpanel	Aluminum Subpanel
HW-N4X161007CH	<--->	18.75 x 10.96 x 9.03 (476 x 278 x 229)	15.92 x 10.27 x 8.53 (404 x 261 x 217)	12 lbs.	HW-WM1610CS	HW-WM1610A
HW-N4X201612CH	<--->	22.75 x 16.87 x 13.77 (578 x 429 x 350)	19.70 x 16.04 x 13.24 (500 x 407 x 336)	24 lbs.	HW-WM2016CS	HW-WM2016A
HW-N4X241206CH	<--->	26.95 x 13.72 x 7.98 (685 x 348 x 203)	24.00 x 12.87 x 7.33 (610 x 327 x 186)	21 lbs.	HW-WM2412CS	HW-WM2412A
HW-N4X241210CH	<--->	26.95 x 13.72 x 11.99 (685 x 348 x 304)	24.00 x 12.87 x 11.33 (610 x 327 x 288)	25 lbs.	HW-WM2412CS	HW-WM2412A
HW-N4X242008CH	<--->	27.00 x 21.24 x 9.90 (686 x 539 x 252)	24.05 x 20.39 x 9.25 (611 x 518 x 235)	32 lbs.	HW-WM2420CS	HW-WM2420A
HW-N4X242410CH	<--->	27.00 x 25.24 x 11.90 (686 x 641 x 302)	24.05 x 24.39 x 11.25 (611 x 619 x 286)	42 lbs.	HW-WM2424CS	HW-WM2424A
HW-N4X242412CH	<--->	27.00 x 25.24 x 13.90 (686 x 641 x 353)	24.05 x 24.39 x 13.25 (611 x 619 x 336)	43 lbs.	HW-WM2424CS	HW-WM2424A
HW-N4X302006CH	<--->	32.86 x 20.99 x 7.89 (835 x 533 x 200)	29.90 x 20.14 x 7.23 (760 x 511 x 184)	34 lbs.	HW-WM3020CS	HW-WM3020A
HW-N4X302008CH	<--->	32.86 x 20.99 x 9.89 (835 x 533 x 251)	29.90 x 20.14 x 9.23 (760 x 511 x 234)	36 lbs.	HW-WM3020CS	HW-WM3020A
HW-N4X302010CH	<--->	32.86 x 20.99 x 11.89 (835 x 533 x 302)	29.90 x 20.14 x 11.23 (760 x 511 x 285)	39 lbs.	HW-WM3020CS	HW-WM3020A
HW-N4X302012CH	<--->	32.86 x 20.99 x 13.89 (835 x 533 x 353)	29.90 x 20.14 x 13.23 (760 x 511 x 336)	48 lbs.	HW-WM3020CS	HW-WM3020A
HW-N4X302408CH	<--->	33.41 x 26.32 x 8.81 (849 x 668 x 224)	30.46 x 25.47 x 8.12 (774 x 647 x 206)	45 lbs.	HW-WM3024CS	HW-WM3024A
HW-N4X302410CH	<--->	33.41 x 26.32 x 11.95 (849 x 668 x 304)	30.46 x 25.47 x 11.27 (774 x 647 x 286)	50 lbs.	HW-WM3024CS	HW-WM3024A
HW-N4X302412CH	<--->	33.41 x 26.32 x 13.79 (849 x 668 x 350)	30.46 x 25.47 x 13.10 (774 x 647 x 333)	54 lbs.	HW-WM3024CS	HW-WM3024A
HW-N4X363008CH	<--->	39.31 x 32.50 x 10.05 (999 x 826 x 255)	36.31 x 31.69 x 9.36 (922 x 805 x 238)	75 lbs.	HW-WM3630CS	HW-WM3630A
HW-N4X363010CH	<--->	39.31 x 32.50 x 12.05 (999 x 826 x 306)	36.31 x 31.69 x 11.36 (922 x 805 x 289)	78 lbs.	HW-WM3630CS	HW-WM3630A
HW-N4X363012CH	<--->	39.31 x 32.50 x 14.05 (999 x 826 x 357)	36.31 x 31.69 x 13.36 (922 x 805 x 339)	81 lbs.	HW-WM3630CS	HW-WM3630A

Note: Subpanels must be ordered separately. Dimensions in inches (millimeters).

Non-Metallic Enclosures – Control Series

Dimensions: NEMA 4X Control Enclosures with Twist Latches



Note: Mounting hole is .50" (1.27mm)

Number of Latches	
Base Part Number	Number of Latches
HW-N4X1610	2
HW-N4X2016	2
HW-N4X2412	2
HW-N4X2420	4
HW-N4X2424	4
HW-N4X3020	5
HW-N4X3024	5
HW-N4X3630	5

Dimensions for NEMA 4X Control Enclosures with Twist-Lock Latches							
Part Number	Enclosure Overall Size HxWxD	Enclosure Inside Dimensions AxBxC	Mounting ExF	J	K	L	Enclosure Opening MxN
HW-N4X161007CH	18.75 x 10.96 x 9.03 (476 x 278 x 229)	15.92 x 10.27 x 8.53 (404 x 261 x 217)	17.50 x 7.00 (444 x 178)	7.8 (198)	12 (305)	7.5 (191)	13.14 x 6.00 (334 x 152)
HW-N4X201612CH	22.75 x 16.87 x 13.77 (578 x 429 x 350)	19.70 x 16.04 x 13.24 (500 x 407 x 336)	21.50 x 10.12 (546 x 257)	12.26 (312)	15.25 (387)	11.25 (286)	16.75 x 12.19 (425 x 310)
HW-N4X241206CH	26.95 x 13.72 x 7.98 (685 x 348 x 203)	24.00 x 12.87 x 7.33 (610 x 327 x 186)	25.75 x 6.25 (654 x 159)	6.33 (161)	19.25 (489)	7.25 (184)	21.00 x 8.37 (533 x 213)
HW-N4X241210CH	26.95 x 13.72 x 11.99 (685 x 348 x 304)	24.00 x 12.87 x 11.33 (610 x 327 x 288)	25.75 x 6.25 (654 x 159)	10.33 (262)	19.25 (489)	7.25 (184)	21.00 x 8.37 (533 x 213)
HW-N4X242008CH	27.00 x 21.24 x 9.90 (686 x 539 x 252)	24.05 x 20.39 x 9.25 (611 x 518 x 235)	25.75 x 14.00 (654 x 356)	8.25 (209)	19.25 (489)	15.25 (387)	21.25 x 16.00 (540 x 406)
HW-N4X242410CH	27.00 x 25.24 x 11.90 (686 x 641 x 302)	24.05 x 24.39 x 11.25 (611 x 619 x 286)	25.75 x 17.87 (654 x 454)	10.25 (260)	19.25 (489)	19.25 (489)	21.25 x 20.00 (540 x 508)
HW-N4X242412CH	27.00 x 25.24 x 13.90 (686 x 641 x 353)	24.05 x 24.39 x 13.25 (611 x 619 x 336)	25.75 x 17.87 (654 x 454)	12.25 (311)	19.25 (489)	19.25 (489)	21.25 x 20.00 (540 x 508)
HW-N4X302006CH	32.86 x 20.99 x 7.89 (835 x 533 x 200)	29.90 x 20.14 x 7.23 (760 x 511 x 184)	30.75 x 14.25 (806 x 362)	6.23 (158)	25.25 (641)	15.25 (387)	27.00 x 16.50 (686 x 419)
HW-N4X302008CH	32.86 x 20.99 x 9.89 (835 x 533 x 251)	29.90 x 20.14 x 9.23 (760 x 511 x 234)	31.75 x 14.25 (806 x 362)	8.23 (209)	25.25 (641)	15.25 (387)	27.00 x 16.50 (686 x 419)
HW-N4X302010CH	32.86 x 20.99 x 11.89 (835 x 533 x 302)	29.90 x 20.14 x 11.23 (760 x 511 x 285)	31.75 x 14.25 (806 x 362)	10.23 (260)	25.25 (641)	15.25 (387)	27.00 x 16.50 (686 x 419)
HW-N4X302012CH	32.86 x 20.99 x 13.89 (835 x 533 x 353)	29.90 x 20.14 x 13.23 (760 x 511 x 336)	31.75 x 14.25 (806 x 362)	12.23 (311)	25.25 (641)	15.25 (387)	27.00 x 16.50 (686 x 419)
HW-N4X302408CH	33.41 x 26.32 x 8.81 (849 x 668 x 224)	30.46 x 25.47 x 8.12 (774 x 647 x 206)	32.25 x 18.50 (819 x 470)	7.12 (181)	25.25 (641)	19.25 (489)	27.38 x 21.25 (695 x 540)
HW-N4X302410CH	33.41 x 26.32 x 11.95 (849 x 668 x 304)	30.46 x 25.47 x 11.27 (774 x 647 x 286)	32.25 x 18.50 (819 x 470)	10.27 (261)	25.25 (641)	19.25 (489)	27.38 x 21.25 (695 x 540)
HW-N4X302412CH	33.41 x 26.32 x 13.79 (849 x 668 x 350)	30.46 x 25.47 x 13.10 (774 x 647 x 333)	32.25 x 18.50 (819 x 470)	12.1 (307)	25.25 (641)	19.25 (489)	27.38 x 21.25 (695 x 540)
HW-N4X363008CH	39.31 x 32.50 x 10.05 (999 x 826 x 255)	36.31 x 31.69 x 9.36 (922 x 805 x 238)	38.13 x 23.88 (968 x 606)	8.36 (212)	31.25 (794)	25.25 (641)	33.25 x 27.25 (845 x 692)
HW-N4X363010CH	39.31 x 32.50 x 12.05 (999 x 826 x 306)	36.31 x 31.69 x 11.36 (922 x 805 x 289)	38.13 x 23.88 (968 x 606)	10.36 (263)	31.25 (794)	25.25 (641)	33.25 x 27.25 (845 x 692)
HW-N4X363012CH	39.31 x 32.50 x 14.05 (999 x 826 x 357)	36.31 x 31.69 x 13.36 (922 x 805 x 339)	38.13 x 23.88 (968 x 606)	12.36 (314)	31.25 (794)	25.25 (641)	33.25 x 27.25 (845 x 692)

Note: Subpanels must be ordered separately. Dimensions in inches (millimeters); letters in table correspond to letters on dimensional drawings.

Non-Metallic Enclosures – Control Series

NEMA Type 4X - Single Hinged Door with Twist Latches



Construction

- Hot compression molded fiberglass reinforced polyester, hand layup FRP
- Poured polyurethane seamless gasket provides watertight, dust-tight environmental seal
- 300 Series stainless steel used on all external hardware
- Panel mounting capability for fixed rear panel
- Bosses with threaded brass inserts accept 10-32 screws
- Integral mounting feet
- Rounded edges, minimal protrusions or exposed pocket areas for accumulation of dust or debris
- Dust-tight, watertight, non-corrosive environmental design
- Twist lock latches for easy entry
- Built-in padlock hasp
- Non-conductive, impact resistant, UV resistant
- Smooth surface, no color variations, swirls or color pockets, no voids
- Color: Gray

Listings

- UL/cUL 50/508, Types 1, 3, 3R, 4X, 12
- UL File E64791
- CSA Standard C22.2 File 222873
Types 1, 3, 3R, 4x, 12
- NEMA Standard 250
Types 1, 3, 3R, 4x, 12
- Temperature Range: -40°F to 250°F (-40°C to 120°C)
- Flammability Rating: UL94-5V
- Non-flame propagating



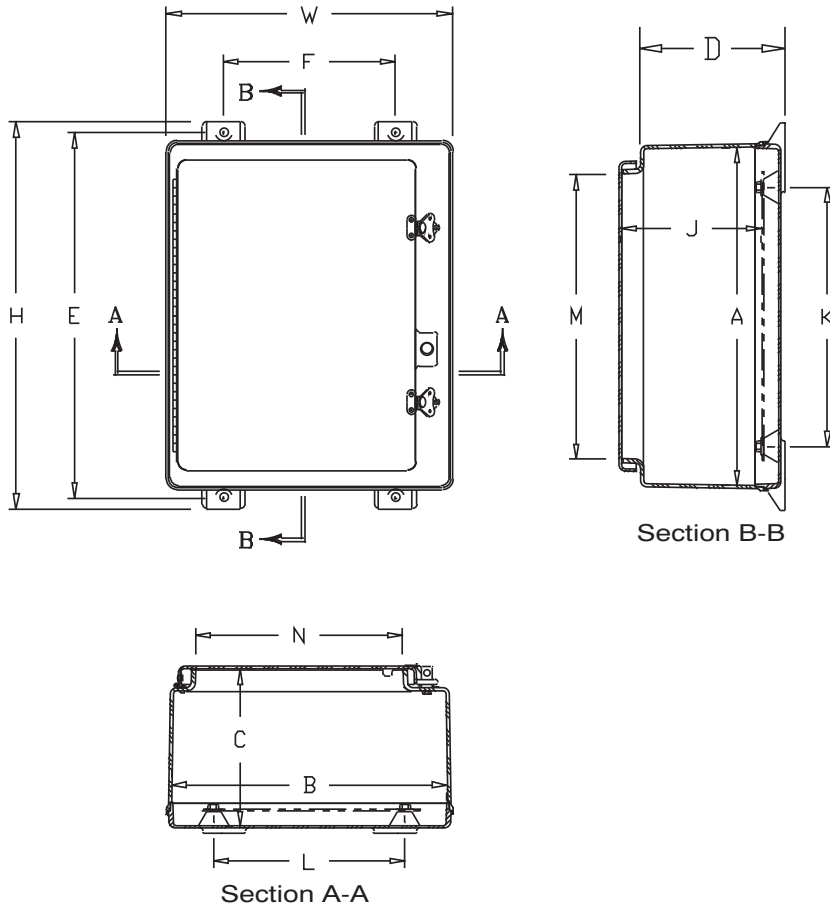
NEMA 4X Control Enclosure - Single Hinged Door with Twist Latches							
Part Number	Price	Enclosure Overall Size HxWxD	Enclosure Inside Dimensions AxBxC	Wt.	Carbon Steel Subpanel	Aluminum Subpanel	
HW-N4X483612CH	<--->	51.29 x 36.62 x 13.93 (1303 x 930 x 354)	48.33 x 36.22 x 13.25 (1228 x 920 x 336)	98 lbs	HW-WM4836CS	HW-WM4836A	
HW-N4X483616CH	<--->	51.29 x 36.62 x 17.93 (1303 x 930 x 456)	48.33 x 36.22 x 17.25 (1228 x 920 x 438)	108 lbs	HW-WM4836CS	HW-WM4836A	
HW-N4X603612CH	<--->	63.50 x 36.50 x 14.12 (1613 x 927 x 359)	60.13 x 36.13 x 13.44 (1527 x 918 x 341)	145 lbs	HW-WM6036CS	HW-WM6036A	
HW-N4X603616CH	<--->	63.50 x 36.50 x 18.12 (1613 x 927 x 460)	60.13 x 36.13 x 17.44 (1527 x 918 x 443)	155 lbs	HW-WM6036CS	HW-WM6036A	

Note: Subpanels must be ordered separately. Dimensions in inches (millimeters).

Enclosure Shipping Schedule		
Same day	1 - 7 days	1 - 14 days
Color indicates shipping lead time in business days.		

Non-Metallic Enclosures – Control Series

Dimensions: Control Series



Company Info.

PLCs

Field I/O

Software

C-more & other HMI

AC Drives

AC Motors

Power Transmiss.

Steppers/ Servos

Motor Controls

Proximity Sensors

Photo Sensors

Limit Switches

Encoders

Current Sensors

Pressure Sensors

Temp. Sensors

Pushbuttons/ Lights

Process

Relays/ Timers

Comm.

Terminal Blocks & Wiring

Power

Circuit Protection

Enclosures

Tools

Appendix

Part Index

Dimensions for NEMA 4X Control Enclosure - Single Hinged Door with Twist Latches							
Part Number	Enclosure Overall Size HxWxD	Enclosure Inside Dimensions AxBxC	Mounting ExF	J	K	L	Enclosure Opening MxN
HW-N4X483612CH	51.29 x 36.62 x 13.93 (1303 x 930 x 354)	48.33 x 36.22 x 13.25 (1228 x 920 x 336)	50.12 x 29.25 (1273 x 743)	12.25 (311)	43.25 (1099)	31.25 (794)	45.25 x 32.00 (1149 x 813)
HW-N4X483616CH	51.29 x 36.62 x 17.93 (1303 x 930 x 456)	48.33 x 36.22 x 17.25 (1228 x 920 x 438)	50.12 x 29.25 (1273 x 743)	16.25 (413)	43.25 (1099)	31.25 (794)	45.25 x 32.00 (1149 x 813)
HW-N4X603612CH	63.50 x 36.50 x 14.12 (1613 x 927 x 359)	60.13 x 36.13 x 13.44 (1527 x 918 x 341)	62.25 x 28.50 (1581 x 724)	12.44 (316)	53.06 (1348)	31.55 (787)	55.75 x 32.00 (1416 x 813)
HW-N4X603616CH	63.50 x 36.50 x 18.12 (1613 x 927 x 460)	60.13 x 36.13 x 17.44 (1527 x 918 x 443)	62.25 x 28.50 (1581 x 724)	16.44 (418)	53.06 (1348)	31.55 (787)	55.75 x 32.00 (1416 x 813)

Dimensions in inches (millimeters).