

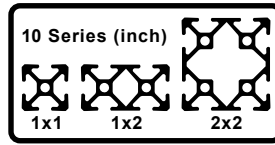
FATH® T-Slotted Rail Accessories

Connecting Components

- Connects two or three T-slot rails together
- Recommended ADC Fastener based on part feature, slot depth and core hole
- Material: varies by part



10 Series Connecting Components



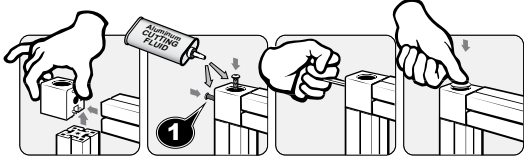
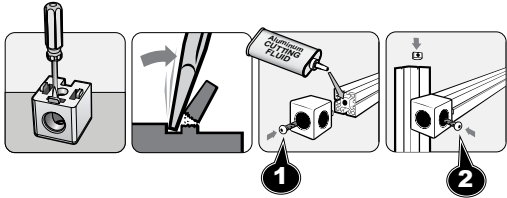

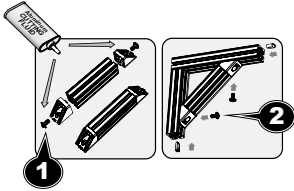
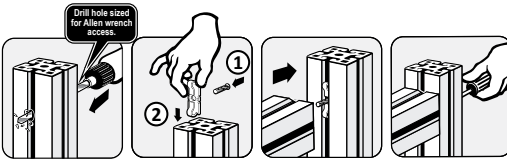
Part Number	Part Image	Price	Description	Fits Profile	Material	Recommended Screw Fastener (ADC Part Number)		Pack Quantity	Drawing Link
						Core Hole Attachment 1	*T-Slot Attachment 2		
148953			2d Cube Connector	1 x 1in	Die-cast aluminum	Fasteners Included (161103)	Socket Head Cap Screw 1/4-20 x 7/16" **	1	PDF
166230									PDF
148956			3d Cube Connector	1 x 1in	Die-cast aluminum	Fasteners Included (161103)	n/a	1	PDF
166231									PDF
151042			Angle Connector	1 x 1in	Die-cast aluminum	Fasteners Included (161103)	Fasteners Included (151040 & 151039)	1	PDF
166232									PDF
151043				1 x 2in					PDF
166233									PDF
163007			Screw Connector	1 x 1in	Zinc plated steel	Designer's choice	n/a	10	PDF

*T-Slot Nut also required.

** Recommended fastener not available from AutomationDirect.com

FATH[®] T-Slotted Rail Accessories

Connecting Components - Continued

Connecting Components Installation	
Core Hole Installation	T-Slot Installation
2D Cube Connector	
	
3D Cube Connector	
	n/a
Angle Connector	
	
Screw Connector	
	

FATH® T-Slotted Rail Accessories

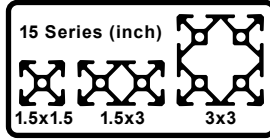
Connecting Components

- Connects two or three T-slot rails together.
- Recommended ADC Fastener based on part feature, slot depth and core hole.
- Material: varies by part



15 Series Connecting Components

Fits Slot Size 8


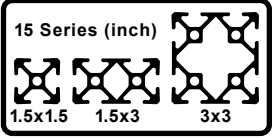








Part Number	Part Image	Price	Description	Fits Profile	Material	Recommended Screw Fastener (ADC Part Number)		Pack Quantity	Drawing Link
						Core Hole Attachment 1	*T-Slot Attachment 2		
148954			2d Cube Connector	1.5 x 1.5in	Die-cast aluminum	Fasteners Included (161105)	151100	1	PDF
166302									PDF
148957			3d Cube Connector	1.5 x 1.5in	Die-cast aluminum	Fasteners Included (161105)	151100	1	PDF
166303									PDF
151107			Angle Connector	1.5 x 3in	Die-cast aluminum	Fasteners Included (161105)	151100	1	PDF
166304									PDF
151108									PDF
166305									PDF
151102			Duo Connector	All 15 Series	Steel	n/a	n/a	10	PDF
151103			T-Matic Connector		Zinc plated steel				PDF
151104			Automatic Connector		Steel				PDF

*T-Slot Nut also required.

FATH® T-Slotted Rail Accessories

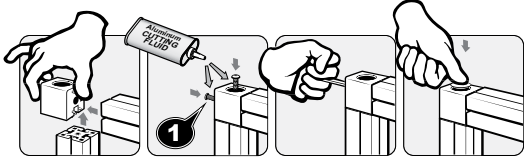
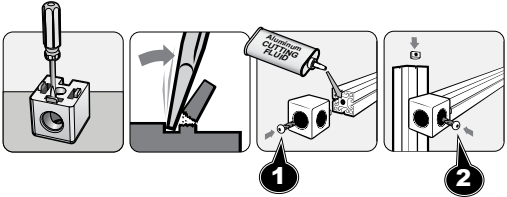
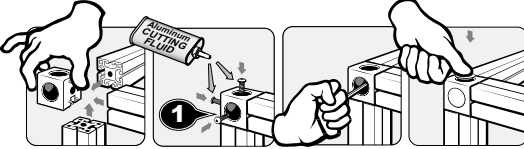
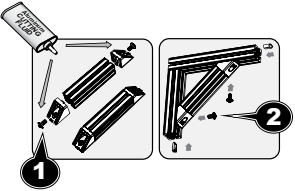

Connecting Components - Continued

15 Series Connecting Components - Continued										
		Fits 								
Part Number	Part Image	Price	Description	Fits Profile	Material	Recommended Screw Fastener (ADC Part Number)		Pack Quantity	Drawing Link	
						Core Hole Attachment 1	*T-Slot Attachment 2			
151105			Automatic Butt Connector	All 15 Series	Steel	n/a	n/a	1	PDF	
151106			Milling Connector		Zinc plated steel				n/a	PDF
151109			Connecting Strip		Zinc plated steel				n/a	PDF
162891			Direct Connector		Steel				Fasteners included	PDF
162961			Miter Connector		Steel				M8-1.25 x 8mm set screw (4) included	PDF
163009			Screw Connector	1.5 x 1.5in	Zinc plated steel	Designer's choice	10	PDF		

*T-Slot Nut also required

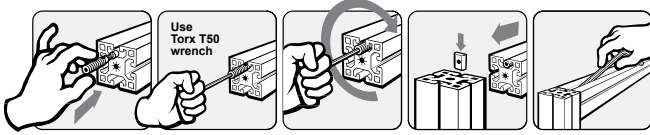
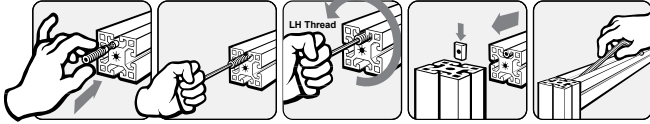
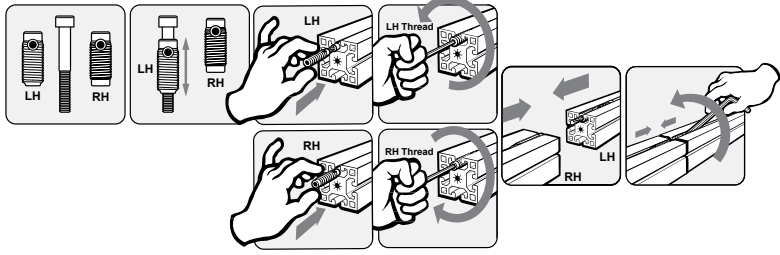
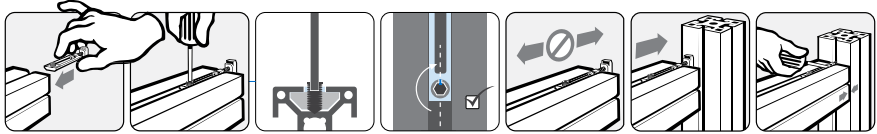
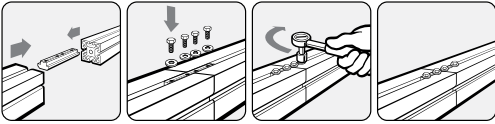
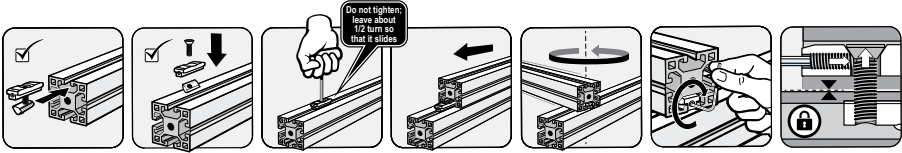
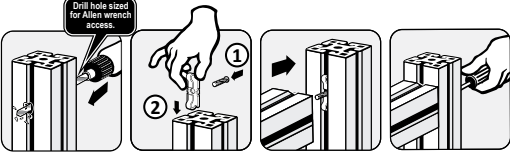
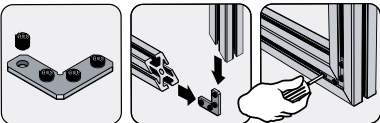
FATH® T-Slotted Rail Accessories

Connecting Components - Continued

Connecting Components Installation	
Core Hole Installation	T-Slot Installation
<p>2D Cube Connector</p> 	
<p>3D Cube Connector</p> 	<p>n/a</p>
<p>Angle Connector</p> 	
<p>Duo Connector</p> <p>n/a</p>	

FATH® T-Slotted Rail Accessories

Connecting Components - Continued

Connecting Components Installation	
T-Slot Installation	
T-matic Connector	
Automatic Connector	
Automatic Butt Connector	
Milling Connector	
Connecting Strip	
Direct Connector	
Screw Connector	
Miter Connector	

FATH® T-Slotted Rail Accessories

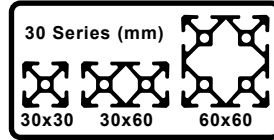
Connecting Components

- Connects two or three T-slot rails together
- Recommended ADC Fastener based on part feature, slot Depth and core hole
- Material: varies by part



30 Series Connecting Components

Fits Slot Size 8

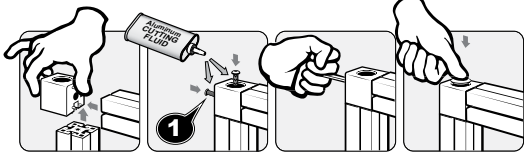
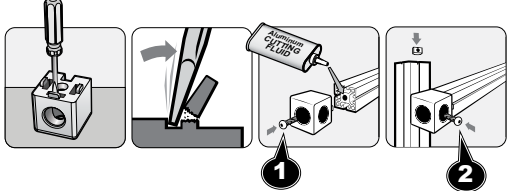
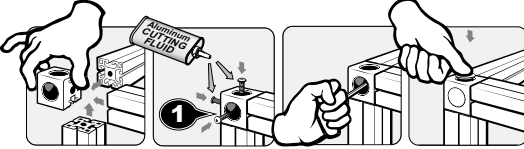
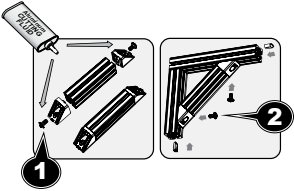
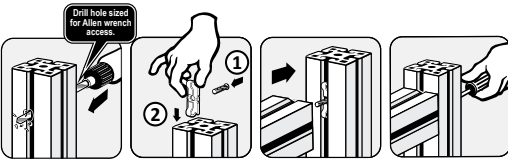
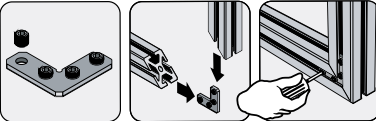


Part Number	Part Image	Price	Description	Fits Profile	Material	Recommended Screw Fastener (ADC Part Number)		Pack Quantity	Drawing Link
						Core Hole Attachment 1	*T-Slot Attachment 2		
151185			2d Cube Connector	30 x 30mm 30 x 60mm 60 x 60mm	Die-cast aluminum	Fasteners Included (161085)	161083	1	PDF
151186			3d Cube Connector				n/a		PDF
151187			Angle Connector			30 x 30mm	Fasteners Included (151241)		Fasteners Included (161066 and 151182)
151188				30 x 60mm		PDF			
162961			Miter Connector	30 x 30mm 30 x 60mm 60 x 60mm		Steel	n/a		M8-1.25 x 8mm set screw (4) included
163008			Screw Connector		Zinc plated steel	Designer's choice	n/a	10	PDF

*T-Slot Nut also required.

FATH[®] T-Slotted Rail Accessories

Connecting Components - Continued

Connecting Components Installation	
Core Hole Installation	T-Slot Installation
2D Cube Connector 	
3D Cube Connector 	n/a
Angle Connector 	
Screw Connector 	
Miter Connector 	

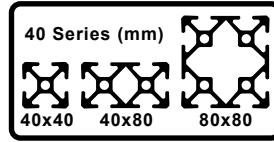
FATH® T-Slotted Rail Accessories

Connecting Components

- Connects two or three T-slot rails together
- Recommended ADC Fastener based on part feature, slot Depth and core hole
- Material: varies by part



40 Series Connecting Components											
Part Number	Part Image	Price	Description	Fits Profile	Material	Recommended Screw Fastener (ADC Part Number)		Pack Quantity	Drawing Link		
						Core Hole Attachment 1	*T-Slot Attachment 2				
148958			2d Cube Connector	40 x 40mm	Die-cast aluminum	Fasteners Included (161105)	Fasteners Included (161067 and 151216)	1	PDF		
166369									PDF		
148959			3d Cube Connector						n/a	PDF	
166370										PDF	
151217			Angle Connector						40 x 80mm	Fasteners Included (161068 and 151216)	PDF
166371											PDF
151218											PDF
166372											PDF



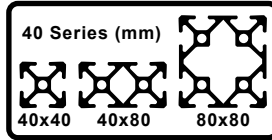
*T-Slot Nut **3** also required.












FATH® T-Slotted Rail Accessories

Connecting Components - Continued

40 Series Connecting Components - Continued

Fits  Slot Size 8

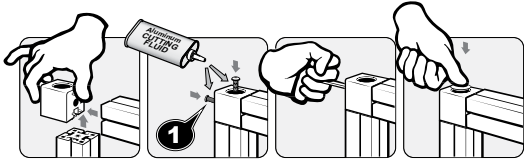
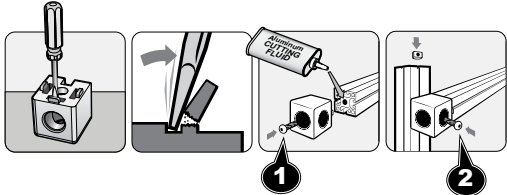
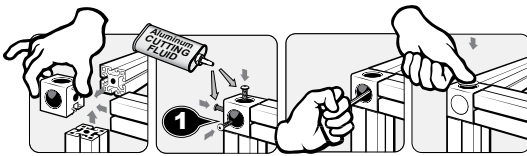
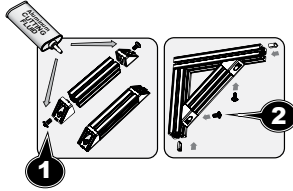
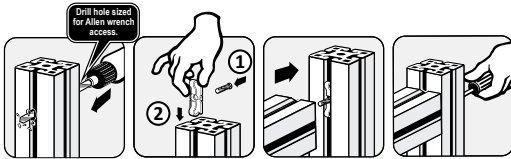
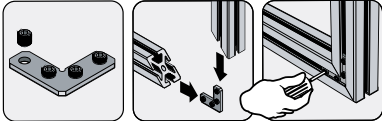

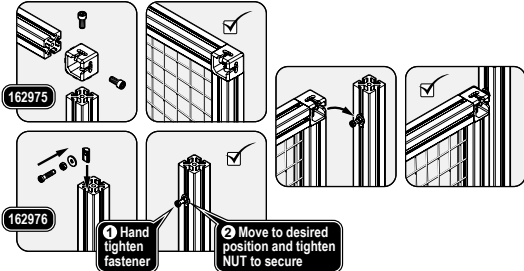


Part Number	Part Image	Price	Description	Fits Profile	Material	Recommended Screw Fastener (ADC Part Number)		Pack Quantity	Drawing Link		
						Core Hole Attachment 1	*T-Slot Attachment 2				
151102			Duo Connector	All 40 Series	Steel	n/a	n/a	10	PDF		
151103			T-Matic Connector		Zinc plated steel				PDF		
151104			Automatic Connector		Steel				PDF		
151105			Automatic Butt Connector						PDF		
151106			Milling Connector					Zinc plated steel	PDF		
151109			Connecting Strip		Zinc plated steel			PDF			
162891			Direct Connector		Steel			Fasteners included	1	PDF	
162961			Miter Connector		Steel			n/a		M8-1.25 x 8mm set screw (4) included	PDF
162975			Clamp Profile Connector works with 162976		Die-cast zinc			161105 (2) included with kit		n/a	PDF
162976			Mounting Element works with 162975		Steel			n/a		Fasteners included	PDF
163009			Screw Connector		Zinc plated steel			Designer's choice		n/a	10

*T-Slot Nut also required.

FATH® T-Slotted Rail Accessories

Connecting Components - Continued

Connecting Components Installation	
Core Hole Installation	T-Slot Installation
<p>2D Cube Connector</p> 	
<p>3D Cube Connector</p> 	<p>n/a</p>
<p>Angle Connector</p> 	
<p>Screw Connector</p> 	
<p>Miter Connector</p> 	
<p>Direct Connector</p> 	
<p>Clamp Profile Connector</p> 	

FATH® T-Slotted Rail Accessories

Connecting Components - Continued

Connecting Components Installation	
T-Slot Installation	
Duo Connector	
T-matic Connector	
Automatic Connector	
Automatic Butt Connector	
Milling Connector	
Connecting Strip	

FATH® T-Slotted Rail Accessories

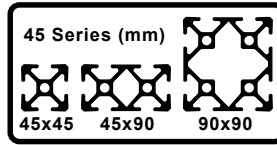
Connecting Components

- Connects two or three T-slot rails together
- Recommended ADC Fastener based on part feature, slot Depth and core hole
- Material: varies by part



45 Series Connecting Components

Fits Slot Size 10



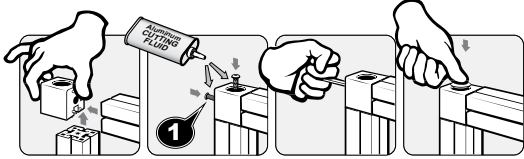
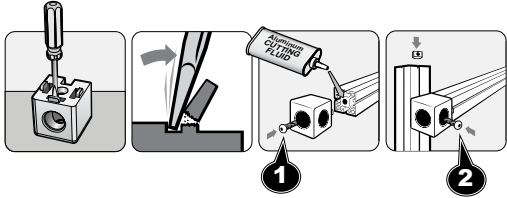
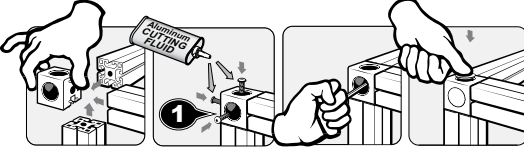
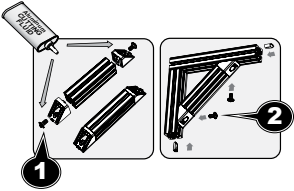
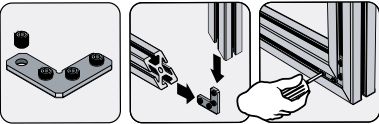
Part Number	Part Image	Price	Description	Fits Profile	Material	Recommended Screw Fastener (ADC Part Number)		Pack Quantity	Drawing Link
						Core Hole Attachment 1	*T-Slot Attachment 2		
148960			2d Cube Connector	45 x 45mm	Die-cast aluminum	Fasteners Included (161110)	161068	1	PDF
148961			3d Cube Connector				n/a		PDF
151246			Angle Connector				Fasteners Included (151241 and 151240)		PDF
151247				45 x 90mm	PDF				
** 151242			T-Matic Connector	All 45 Light Series (45-xxxxCL)	Zinc plated steel	n/a	n/a	10	PDF
** 151243			Automatic Connector		Steel				PDF
** 151244			Automatic Butt Connector		Steel				PDF
151245			Milling Connector	All 45 Series	Zinc plated steel	n/a	1	PDF	
151248			Connecting Strip					Steel	PDF
162892			Direct Connector		Steel			Fasteners included	PDF
162962			Miter Connector	Steel	M10-1.25 x 8mm set screw (4) included	PDF			

*T-Slot Nut also required.

** Does not fit 45 standard series (45-xxxxC)

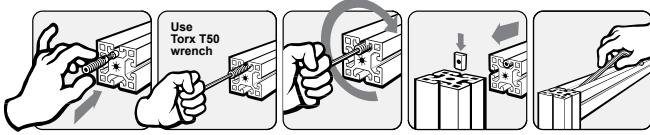
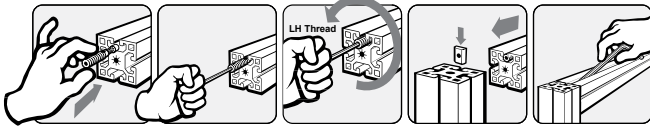
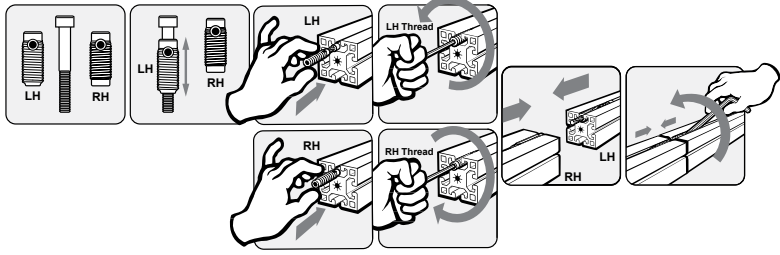
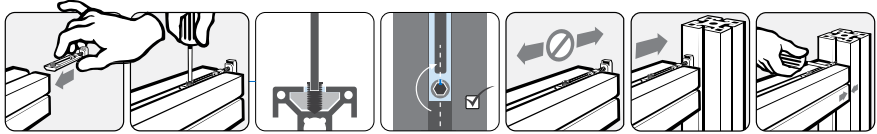
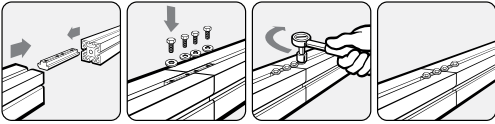
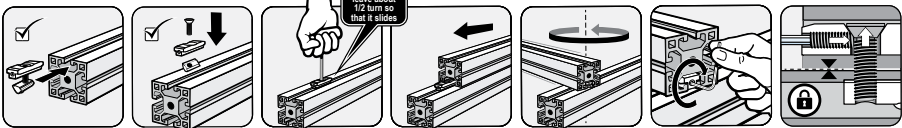
FATH® T-Slotted Rail Accessories

Connecting Components - Continued

Connecting Components Installation	
Core Hole Installation	T-Slot Installation
<p>2D Cube Connector</p> 	
<p>3D Cube Connector</p> 	<p>n/a</p>
<p>Angle Connector</p> 	
<p>Miter Connector</p> 	

FATH® T-Slotted Rail Accessories

Connecting Components - Continued

Connecting Components Installation	
T-Slot Installation	
T-matic Connector	
Automatic Connector	
Automatic Butt Connector	
Milling Connector	
Connecting Strip	
Direct Connector	
Miter Connector	