

T300 & T600 Fuse Blocks for Class T Fuses



Description

For use with Class T fuses

T300 series: for use with 300V Class T fuses (TJN)

T600 series: for use with 600V Class T fuses (TJS)

- Terminal type:
 - SR = Screw type; clip with re-inforcing spring
 - CR = Box lug type; clip with reinforcing spring
 - C = Box lug type; clip with reinforcing spring standard on FB rated 100A; spring not required above 100A for bolt-on fuses

Specifications

Construction: Glass Polyester; Phenolic on 600V

UL Flammability: 94V-O

Ratings:

T300: 300 VAC; 30–600A

T600: 600 VAC; 30–600A

Short-circuit Current Rating:

200,000 RMS Symmetrical Amps

Edison Class T Fuse Blocks



Agency Approvals

- UL Listed, Guide IZLT, File E14853
- CSA, Class 6225-01, File 47235
- CE
- REACH
- RoHS

Class T Fuse Blocks

Part Number	Volts	Amps	Poles	Terminal Type	Wire Range (AWG)	Fig #	Wt. (lb)	Pcs /Pkg	Price		
T30030-2SR	300	0.5 to 30	2	screw	10–18 Cu (only)	1	0.3	1			
T30030-3SR			3				0.4				
T30060-2CR			2				0.4				
T30060-3CR		3	0.5								
T30100-1CR		61 to 100	1	box lug	1/0–8 Cu/Al	4	0.6				
T30100-3CR							3		1.5		
T30200-1C							101 to 200		1	250 kcmil – 6 Cu/Al	5a
T30600-1C		401 to 600	1	(2) 600 kcmil – 4/0 Cu/Al	7	2.4					
T60030-1SR		600	0.5 to 30	1	screw	10–18 Cu (only)	2		0.2	1	
T60030-2SR				2					0.3		
T60030-3SR	3			0.5							
T60060-1CR	31 to 60		1	box lug	2–14 Cu/Al	3	0.3				
T60060-2CR							2	0.4			
T60060-3CR							3	0.6			
T60100-1C	61 to 100		1	box lug	2/0–14 Cu/Al	4	1.0				
T60100-3C							3	1.5			
T60400-1C	201 to 400		1	600 kcmil – 2/0 Cu/Al	6	1.3					
T60600-1C	401 to 600		1	(2) 600 kcmil – 4/0 Cu/Al	7	2.6					

T300 & T600 Fuse Blocks for Class T Fuses



Fuse Block Terminal Torque Specifications

Terminal Tightening Torque Specs – Class T Fuse Blocks							
Part Number	Amps	Volts	Poles	Terminal Type	Wire Range (AWG)	Wire Torque (lb-in)	Fuse Torque (lb-in)
Tx0030-xSR	30	300, 600	1,2,3	screw	10-18 Cu (only)	20	n/a
Tx0060-xCR	60	300, 600	1,2,3	box lug	2-3	50	n/a
					4-6	45	
					8	40	
					10-14	35	
T30100-xCR	100	300	1,3		10-8 Cu/Al	100	n/a
T60100-xC	100	600	1,3		2/0-3	50	70
					4-6	45	
					8	40	
				10-14	35		
Tx0200-1C	200	300, 600	1	250 kcmil – 6 Cu/Al	375	132	
Tx0400-1C	400	300, 600	1	600 kcmil – 2/0 Cu/Al	500	192	
Tx0600-1C	600	300, 600	1	(2) 600 kcmil – 4/0 Cu/Al	450	380	

Fuse Block Dimensions

Fig.1: 300V; 0.5-60A

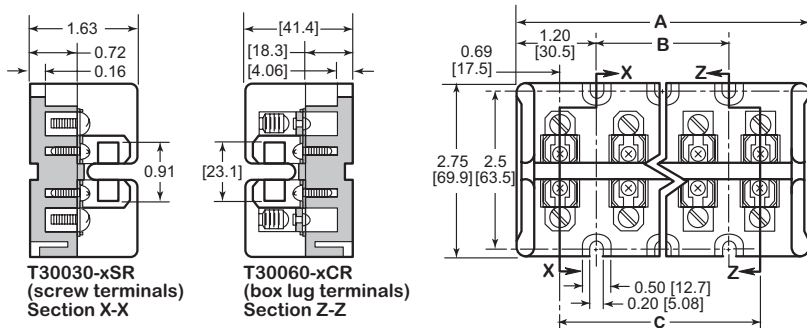


Figure 1: 300V 1/2A to 60A

Terminal Type	Dimensions (in [mm])		
	A	B	C
T30030-2SR T30060-2CR	2.41 [61.2]	-	1.03 [26.2]
T30030-3SR T30060-3CR	3.44 [87.4]	1.03 [26.2]	2.06 [52.3]

Fig.2: 600V; 0.5-30A

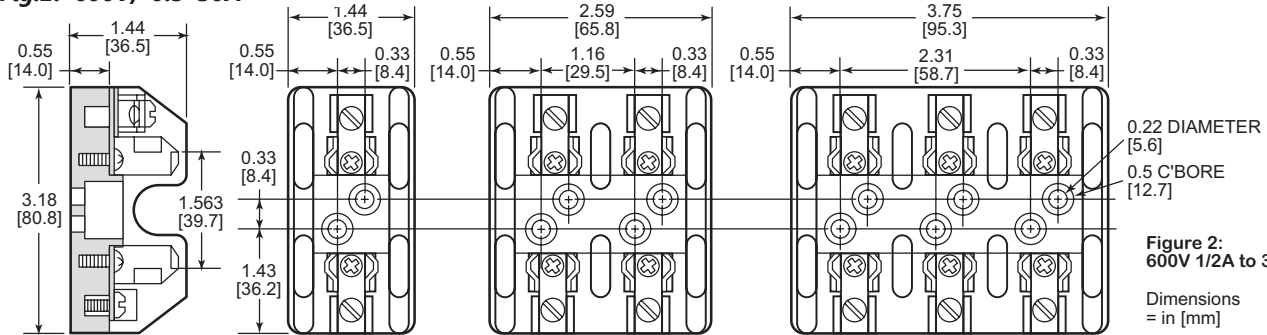


Figure 2: 600V 1/2A to 30A

Dimensions = in [mm]

Fig.3: 600V; 31-60A

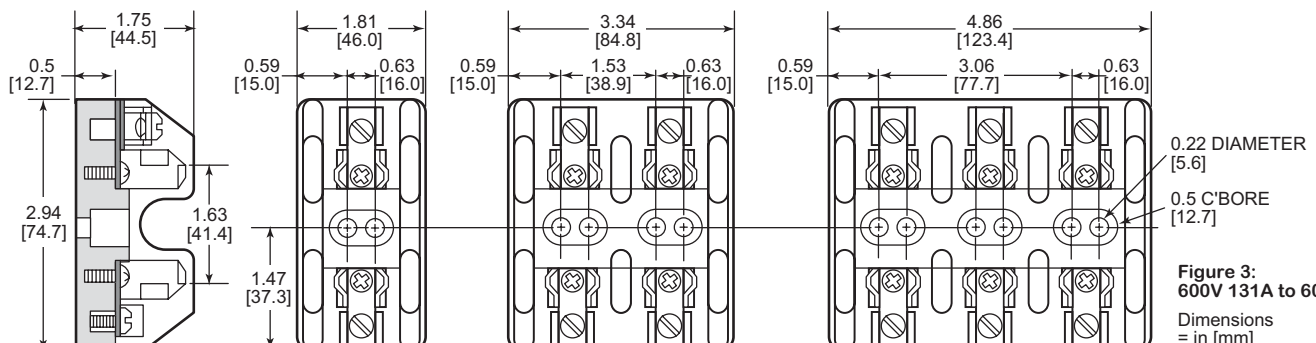


Figure 3: 600V 131A to 60A

Dimensions = in [mm]

T300 & T600 Fuse Blocks for Class T Fuses



Fuse Block Dimensions

Fig.4: 300V, 600V; 61-100A

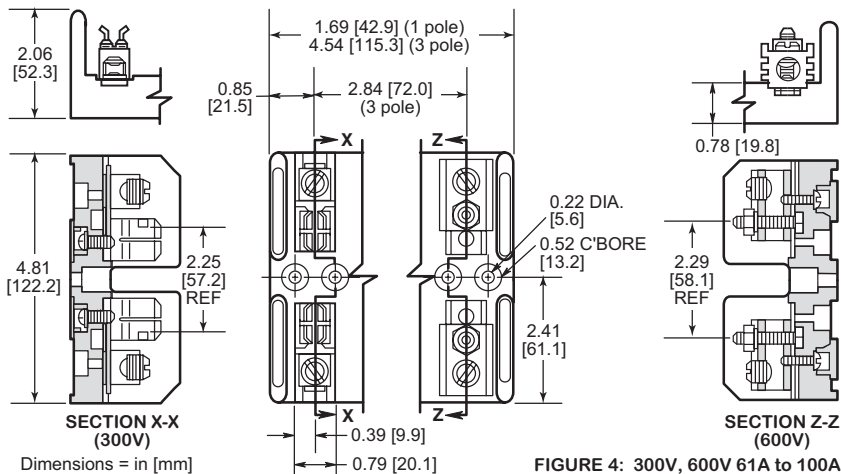


Fig.5a: 300V, 600V; 101-200A

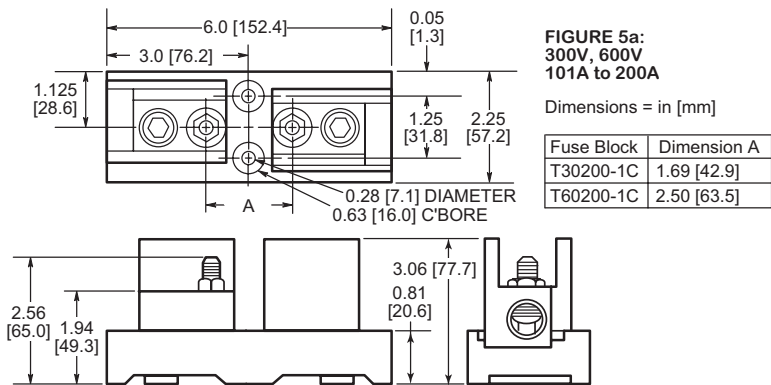
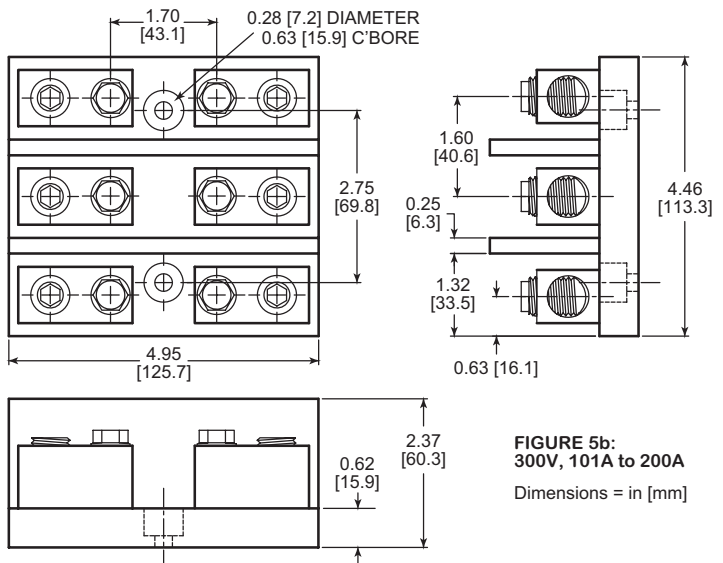


Fig.5b: 300V; 101-200A



T300 & T600 Fuse Blocks for Class T Fuses



Fuse Block Dimensions

Fig.6: 300V, 600V; 201-400A

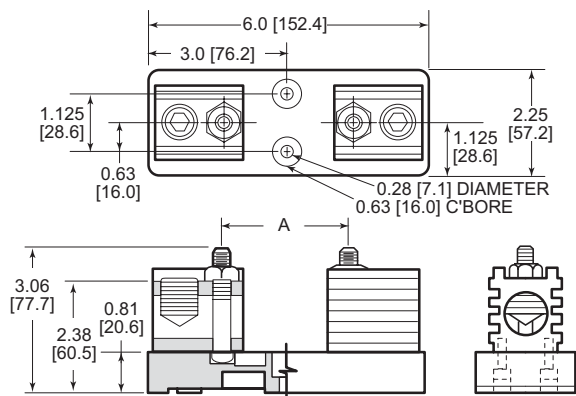
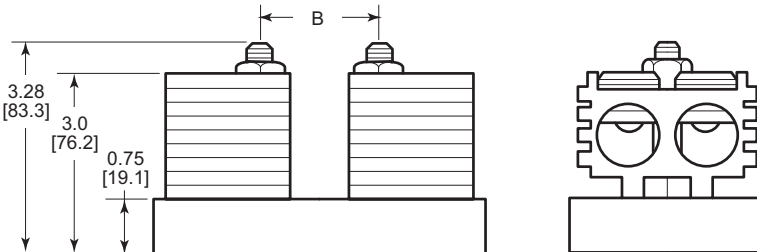
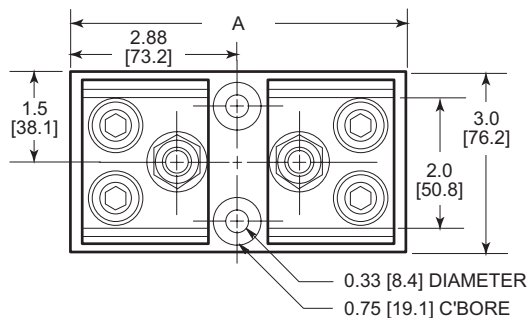


FIGURE 6:
300V, 600V
201A to 400A

Dimensions = in [mm]

Fuse Block	Dimension A
T30400-1C	1.84 [46.7]
T60400-1C	2.72 [69.1]

Fig.7: 300V, 600V; 401-600A



Dimensions = in [mm]

FIGURE 7: 300V, 600V 401A to 600A

Fuse Block	Dimensions (in [mm])	
	A	B
T30600-1C	5.75 [146]	2.03 [51.6]
T60600-1C	6.75 [171.4]	2.95 [74.9]