

E22 Key Switches and Accessories

Two-position key switches

A



Three-position key switches

B



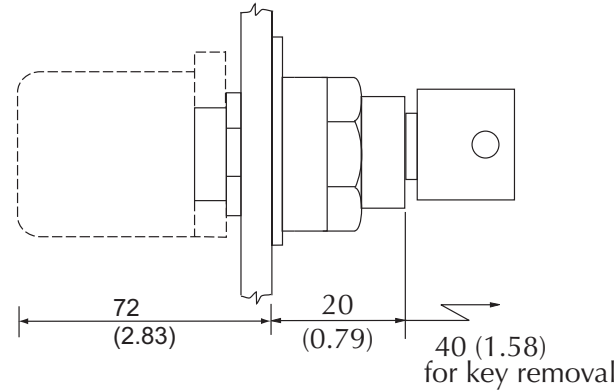
Key Switches			Price
Two-position Key Switch			
(A) Key	E22KB53A	Selector switch, black bezel, 2-position key, "OFF ON" with one N.O. contact block	<--->
(A) Key	E22KB62A	Selector switch, black bezel, 2-position key, spring from right "OFF ON" with one N.O. contact block	<--->
Three-position Key Switch			
(B) Key	E22KBG7RR	Selector switch, black bezel, 3-position key, "ON ON ON" with two contact blocks, each having one N.O. and one N.C. contact. (Contact part number E22B11)	<--->
(B) Key	E22KBG7D	Selector switch, black bezel, 3-position key, "HAND OFF AUTO" with two N.O. contact blocks	<--->

See specifications and mounting data at the beginning of this section.

Notes:

All E22 series key switches are keyed alike. The key is not compatible with the metal 22 mm key switches.

All E22 series key switches will hold only one single row of (2) contacts (non-stackable). Key can be removed in all positions.



Spare keys available: part no. E22KS2

Approximate dimensions in mm (in). See dimensions for "back-of-panel extensions" at the beginning of this section.

Accessories — replacement contact blocks

Replacement Contact Blocks			Price
Contact Blocks	One block contains:		
E22B1*	One N.C. contact (Direct Opening Action)		<--->
E22B2	One N.O. contact		<--->
E22B11*	One N.O., One N.C. contact (N.C. Direct Opening Action)		<--->
E22B20	Two N.O. contacts		<--->
E22CB1M*	Self-monitoring contact block (N.C. Direct Opening Action)		<--->

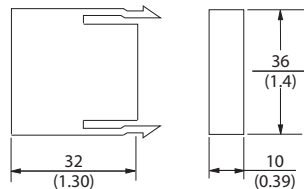
Note: See contact electrical ratings on page 22-26.

**All N.C. contact blocks are EN 418 compliant when used with compliant operators. See Page 22-29.*

E22B1



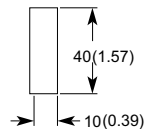
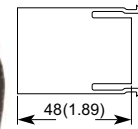
E22B2



E22CB1M

E22B11

E22B20



dimensions in mm (in).

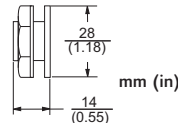
Volume 13

E22 Accessories

Octagonal wrench



Hole plug

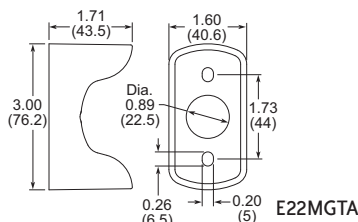


Bulb removal tool



Accessories		
Part number	Description	Price
HT8WRENCH	Octagonal wrench for tightening back-of-panel mounting nut on all Cutler-Hammer operators.	<--->
E22BHP	Hole plug for unused 22 mm panel holes.	<--->
E22KS2	Spare key for all Cutler-Hammer 22 mm selector switches (not shown)	<--->
HT8LAMP TOOL	Lamp extraction tool for removing lamps from switches, indicators and stacklights	<--->
E22MGTA	22mm yellow guard for E22LTA2QB and E22LPB2B for emergency stop applications.	<--->

Guard for E22 E-stop



Replacement incandescent bulbs



Part Number	Rating	Description	Quantity	Price
ECX1900-5	6V, 1.2 watts	6V replacement bulb for 22 mm switches and indicators. Miniature bayonet base T31/4.	pkg. of 5 bulbs	<--->
ECX1902-5	24V@80mA	24V replacement bulb for 22 mm switches and indicators. Miniature bayonet base T31/4.	pkg. of 5 bulbs	<--->
ECX1904-5	130V@20mA	120V replacement bulb for 22 mm switches and indicators. Miniature bayonet base T31/4.	pkg. of 5 bulbs	<--->

Part Number	Rating	Description	Quantity	Price
W1121	120V@20mA	Replacement lamp for C-H E22 full voltage indicators and switches. Does not replace the LED monoblock indicators.	pkg. of 4 bulbs	<--->
W1226	60V@20mA	Replacement lamp for C-H E22 resistor indicators, switches and pushbuttons. Does not replace the LED monoblock indicators.	pkg. of 4bulbs	<--->
W1819	24V@20mA	Replacement lamp for C-H E22 indicators and pushbut-tions. Does not replace the LED monoblock indicators.	pkg. of 4bulbs	<--->

Replacement LED lamps

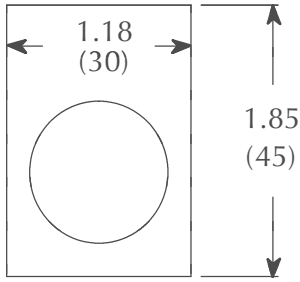


Part Number	Color	Rating	Description	Quantity	Price
ECX1911-2	Red	24V@26mA	LED replacement lamp for miniature bayonet base lamps.	pkg. of 2 LED bulbs	<--->
ECX1912-2	Green				<--->
ECX1913-2	Yellow				<--->
ECX1914-2	Blue				<--->
ECX1915-2	White				<--->
ECX1921-2	Red	120V@5mA	Works with 22 mm metal and Cutler-Hammer switches and indicators, but illumination will not be as even when used with Our metal indicators.	pkg. of 2 LED bulbs	<--->
ECX1922-2	Green				<--->
ECX1923-2	Yellow				<--->
ECX1924-2	Blue				<--->
ECX1925-2	White				<--->

Note: Bulb removal tool available. Order part number HT8LAMP TOOL.

Legend plates

Aluminum legend plates feature a plastisol backing to help prevent rotation of the operator.



Approximate dimensions in inches (mm).

E22VA8



Accessories			
Color	Part Number	Legend	Price
Black	E22NS11	"CLOSE"	<-->
Black	E22NS12	"DOWN"	<-->
Red	E22NS13	"EMERG. STOP"	<-->
Black	E22NS15	"FORWARD"	<-->
Black	E22NS19	"JOG"	<-->
Black	E22NS25	"ON"	<-->
Black	E22NS26	"OPEN"	<-->
Black	E22NS30	"REVERSE"	<-->
Black	E22NS31	"RUN"	<-->
Black	E22NS33	"START"	<-->
Red	E22NS34	"STOP"	<-->
Black	E22NS35	"UP"	<-->
Black	E22NS36	Blank plate	<-->
Red	E22NS37	Blank plate	<-->
Black	E22NS38	"FOR-REV"	<-->
Black	E22NS39	"HAND-AUTO"	<-->
Black	E22NS41	"JOG-RUN"	<-->
Black	E22NS42	"OFF-ON"	<-->
Black	E22NS43	"OPEN-CLOSE"	<-->
Black	E22NS48	"UP-DOWN"	<-->
Black	E22NS50	"FOR-OFF-REV"	<-->
Black	E22NS51	"HAND-OFF-AUTO"	<-->
Black	E22NS80	"POWER ON"	<-->
Black	E22NS81	"MOTOR RUN"	<-->
Black	E22NS82	"MOTOR STOP"	<-->
Black	E22NL36	Jumbo alum. blank plate (1.57 in wide x 1.85 in tall)	<-->
Red	E22NL37	Jumbo alum. blank plate (1.57 in wide x 1.85 in tall)	<-->
Red /black	E22NSP77	Plastic blank plate; red on one side, black on other side; either side can have letters engraved down into white plastic	<-->
Yellow	E22VA8	"EMERGENCY STOP" oversize yellow legend plate, 2.76" (70mm), printed	<-->

NOTE: Legend plates also work with the 22 mm metal switches. The removal of the locator tab on the legend plate is required for use with the 22 mm metal switches. This is easily accomplished with a round file or small grinder.