

DINnectors™ - The quality is in the details!

Virtually vibration-proof clamping system

- Provides excellent resistance to screw loosening caused by vibration or shock
- Large contact area due to "V" formed bottom portion of clamp
- Proven design - millions in use today

Internal jumpers

- Frees up valuable wiring space

Protective moldings

- Safe design prevents accidental contact with live parts.

Marking system

- Inclined at a 45° angle for easy reading
- Can be marked by hand or preprinted from 0-1000

Funneled wire entry

- Allows for fast and easy insertion of the wire into the clamp
- Closed on all four sides for safety

Wire stops

- Stops wires from being inserted too far

Snap-on solid foot

- Robust design allows for easy assembly and removal of the terminal block from a DIN rail with a screwdriver


Captive screws

- Screws cannot be dropped or lost during wiring
- Supplied fully backed out and ready to wire

Agency Approvals



* UL rating for copper wire only



1 Quality materials

DINnectors are manufactured from Polyamide 6.6 plastic with very good electrical, mechanical, and chemical properties. This UL-approved material has a flammability rating of V2 (self-extinguishing) according to UL94. It has a continuous upper temperature limit of 100°C, and a lower temperature limit of -50°C. The Comparative Tracking Index is CTI>600, with an average humidity absorption of 3-4 percent.

DINnectors screws and clamps are manufactured from hardened steel plated with a zinc-dichromate corrosion-resistant finish. The current bars are made from a copper alloy with a tin/lead plating.

2 Self-locking clamps

DINnectors terminal blocks are designed with self-locking vibration-resistant clamps, unlike many of our competitors' products. When tightening the screw, the clamp travels up like an elevator, and presses the wire against the conductor. When the wire is fully compressed, the clamp's upper thread overlap springs open and locks the screw threads, preventing the screw from loosening. This "spring-effect" ensures a reliable contact that is virtually impervious to vibration and temperature cycling. When adequately tightened, DINnectors terminal block screw clamps should never require re-tightening.

3 High-contact pressure

Continuous, high-contact pressure is essential for a reliable connection. Even the best conductors give poor results if the contact pressure is insufficient. Low-contact pressure causes aggravating and dangerous intermittent connections. DINnectors terminal block screw clamp connection technology offers the highest contact pressure available. DINnectors 12 AWG terminal block produces a high contact force of approximately 169 ft/lbs (750 Nm).

4 Low voltage drop

Many electrical engineers consider voltage drop values across the connection points to be an excellent measure of the quality of the terminal block. Low voltage drop means low contact resistance, which indicates a stable and quality contact between the conductor and the terminal block. DINnectors terminal blocks distinguish themselves with very low voltage drop values, which are well under the limits established by various international standards.

5 Gas-tight connections

According to DIN standard 41640 part 76, terminal blocks must be tested in a specific, aggressive gas-filled environment. After these tests, DINnectors terminal block contact surfaces showed no signs of corrosion, even with small conductors.

Save BIG with our terminal blocks

AutomationDirect
DINnectors[™]
terminal connector



Allen-Bradley
terminal connector



Weidmuller
terminal connector



Phoenix Contact
terminal connector

Why are you paying more for other brands?

All the terminal blocks shown here look pretty much the same. So with our quality features and great prices, it should be easy to choose DINnectors.

And of course, if you're not completely satisfied with DINnectors for any reason, use our 30-day money-back guarantee to return them.

DINnectors			Allen-Bradley	Phoenix	Weidmuller
10 AMP	DHTB \$4.45		100379 \$2.42	100379 \$7.79	100379 \$1.14
1/2" FUSE	DHTF \$3.68		100379 \$12.40	100379 \$7.69	100379 \$8.06
100 AMP (10)	DHT100 \$4.80		100379 \$18.10	100379 \$13.80	100379 \$16.98
2-LEVEL	DHTL2 \$1.77		100379 \$7.13	100379 \$7.02	100379 \$7.02

All prices are U.S. list prices. All other part numbers are available from all vendors. All prices are U.S. prices. AutomationDirect part numbers: April 2009 price. Allen-Bradley part numbers from Mouser Electronics Inc. all current 2009. Phoenix part numbers from Mouser Electronics Inc. all current 2009. Weidmuller part numbers from Mouser Electronics Inc. all current 2009.

Pricing for comparison purposes only. DINnectors terminal blocks are sold in packages, not individually.



DINnectors[™]

Specifying a Terminal Block System



Step 1: Select the type

Choose from the many types of terminal blocks as required for your system: screw-type or screwless, feed-through, multi-level, mini, ground, fuse, disconnect or direct mount.

Step 2: Determine the electrical specifications

Determine your requirements for the maximum wire size, current, and voltage for each terminal block.

Step 3: Select the accessories

Choose between deep or shallow then select the appropriate end cover(s) and end brackets. Then decide if you would like to use internal jumpers, top covers, angled support brackets, test plugs, separators, or blank or printed marking tags.

Step 4: Calculate the rail length

Calculate the density per foot of each type and quantity of terminal block in your assembly to determine the total rail length. Remember to add 1/2 inch for each rail end to accommodate rail mounting screws. Also add 0.0008" (0.2 mm) tolerance per terminal, plus the width of the end brackets, end covers, and any separators.

Step 5: Place your order!

Call 1-800-633-0405 or visit our Web site at www.automationdirect.com to order.



Company Info.

PLCs

Field I/O

Software

C-more & other HMI

AC Drives

AC Motors

Power Transmiss.

Steppers/Servos

Motor Controls

Proximity Sensors

Photo Sensors

Limit Switches

Encoders

Current Sensors

Pressure Sensors

Temp. Sensors

Pushbuttons/Lights

Process

Relays/Timers

Comm.

Terminal Blocks & Wiring

Power

Circuit Protection

Enclosures

Tools

Pneumatics

Appendix

Part Index

Screw-type DINnectors At a Glance

Feed-through Terminal Blocks

Feed-through terminal blocks are available in a number of colors and wire size options to ensure flexibility and ease of installation for your DIN-rail mounted connection system.



Multi-level/Sensor Terminal Blocks

Double-level terminal blocks offer twice the wiring density of feed-through blocks. Triple-level blocks enable either high-density wiring or simplified, low-cost sensor wiring.



Ground Terminal Blocks

Ground terminal blocks are used to mechanically and electrically connect wires to the DIN rail, thus allowing the rail to function as a ground bus bar.



Circuit Protection Blocks

Fuse blocks provide easily-replaceable fuse protection for PLC output devices or modules. They are available for 1/4", 5 mm Midget and Class CC size fuses.



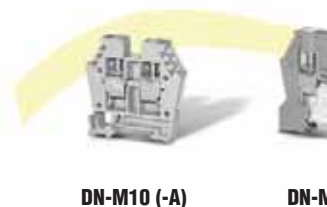
Disconnect Terminal Blocks

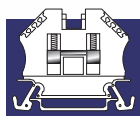
Convenient operation allows fast circuit disconnection without rewiring.



Mini Terminal Blocks

Mini terminal blocks are used in applications with extremely limited space requirements.





DINnectors™



DN-T1/O



DN-T3/O



DN-TL14S



DN-14SLP



DN-TL14SLN



Many DINnectors are available in 8 colors!

Thermocouple Blocks

Single clamp design allows excellent connection to all types of thermocouple wiring.



DN-THERM1



DN-THERM2

used in areas
ce requirements.

Plug-in Blocks

Plug-in terminal blocks allow for quicker installation of field device wiring and reduces the chance for incorrect wiring.



DN-EMXM1

(plugs sold separately)



DN-EMXDV

(plugs sold separately)

DINnector standard terminal blocks

- Polyamide 6.6 plastic molding
- Zinc dichromate-plated, hardened steel screws and clamps
- Nickel-plated, copper current bar
- Single or double-level blocks

Triple-level terminal blocks

- Four types, with and without LED
- Extremely compact 5 mm thick design
- 300V, 10A, 26 to 14 AWG
- UL/CSA/CE approvals

Colored terminal blocks

- Used for specially identifying circuits for ease of wiring and troubleshooting
- Available in standard gray, as well as blue, black, red, yellow, green, orange and white for the DN-T12, DN-T10 and DN-T8 feed-through terminals. The DN-D10 double-level terminal blocks are available in all of the above colors except white.

Circuit Protection blocks

- Quick and easy DIN-rail mounting
- Available with long lasting neon or LED indicator light for quick troubleshooting
- UL/CSA approvals for supplementary protection; CE approved

Specialty blocks

- Thermocouple blocks
- Plug-in blocks
- Disconnect blocks
- Mini terminal blocks

For an overview of screwless DINnectors, go to page 26-33

DINnectors Component Overview (screw type)

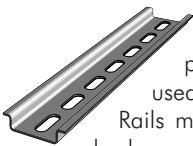
DINnectors Terminal Blocks



The screw-type DINnectors series includes standard, double and triple level terminal blocks, some in up to seven colors. Fuse blocks are also available.

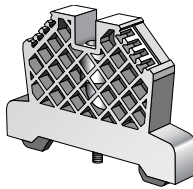
Accessories

Mounting rail (required)



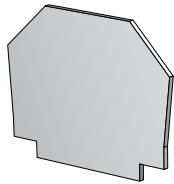
Allows multiple blocks to be mounted to a panel, and may also be used as a ground bus bar. Rails meet international standards and are supplied in 3'3"(1m) lengths, slotted steel.

End bracket (required)



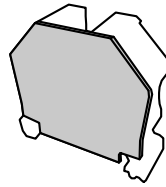
Used to add rigidity to a terminal block assembly and prevent sliding along the rail by mounting one polyamide end bracket at each end of an assembly. End brackets attach directly to the DIN rail by means of a clamping foot and can accept marking tags to serve as a group marker.

End cover (required)



Provides electrical insulation for the exposed metal components of the last terminal block in an assembly. Interlocking pins secure the polyamide end cover to the terminal block while allowing easy insertion and removal. When the size of blocks change in an assembly, an end cover is required to insulate the open side of the block.

Separator



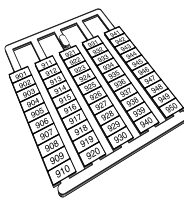
Used to electrically or visually separate groups of terminal blocks, or to electrically insulate adjacent internal jumpers. Separators project beyond the terminal block on all sides.

Jumpers



Used to electrically interconnect two or more consecutive terminal blocks, without reducing the wiring capacity of the blocks. Jumpers are available in two, three, four, and longer pole configurations. Jumpers are made of electrolytic copper with a corrosion-resistant nickel plating. Insulated double jumpers reduce the risk of accidental shock.

Terminal Marking tags



Provides circuit organization and identification of the terminals. Terminal marking tags are available either blank or preprinted, and fit onto the terminal blocks.

Wire Marking tags



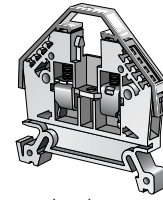
Provides circuit organization and identification of the wires. Wire marking tags are available with blank tags and clear tag holders for wire sizes from 26 AWG to 5AWG.

Angled support bracket



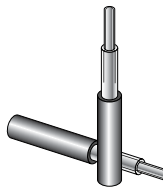
Raises and tilts the mounting rail above the panel for easier and faster wiring.

Top cover



Certain VDE regulations require the use of terminal block covers. The transparent polycarbonate covers are printed with a warning arrow and the international danger symbol, allowing the marking tag area and jumpers to remain visible after installation.


Test plugs



Used for hands-free circuit troubleshooting and testing, the test plugs are inserted into the jumper hole of the terminal block current bar. These plug-in style devices cannot be used when jumpers are installed. Plug diameter is 2.8 mm.

Wiring Accessories & Tools

We offer a wide selection of wire ferrules and crimp terminals, stripping tools, jumper cutters, and screwdrivers in the "Wiring Accessories" section of this chapter.



Standards

DINnector terminal blocks are tested to the following standards:

- EN/IEC 60947-1
- EN/IEC 60947-7-1
- IEC 60947-7-2
- IEC 60947-7-3
- CSA C 22.2
- UL 1059
- UL 486A-486B
- UL 486E