




# Feed-through Terminal Blocks




Feed-through terminal blocks provide the means to connect two wires together, and are available in sizes suitable for up to 8 AWG wire.



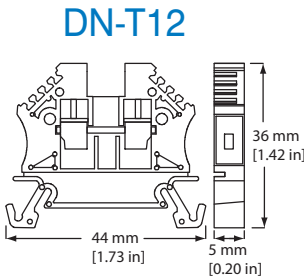
DN-T12  
Series: EURO 2.5



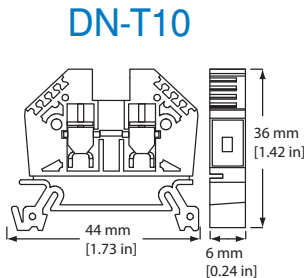
DN-T10  
Series: EURO 4



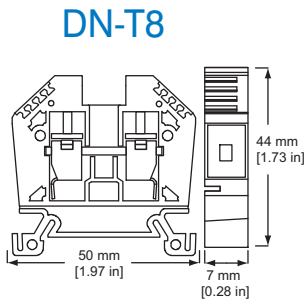
DN-T8  
Series: EURO 6



DN-T12



DN-T10



DN-T8

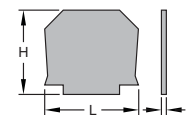
|                          | Part #    | Pcs/Pkg | Price/Pkg | Part #    | Pcs/Pkg | Price/Pkg | Part #   | Pcs/Pkg | Price/Pkg |
|--------------------------|-----------|---------|-----------|-----------|---------|-----------|----------|---------|-----------|
| <b>Gray Term Block</b>   | DN-T12    | 100     | <--->     | DN-T10    | 100     | <--->     | DN-T8    | 50      | <--->     |
| <b>Blue Term Block</b>   | DN-T12B   | 100     | <--->     | DN-T10B   | 100     | <--->     | DN-T8B   | 50      | <--->     |
| <b>Black Term Block</b>  | DN-T12BLK | 100     | <--->     | DN-T10BLK | 100     | <--->     | DN-T8BLK | 50      | <--->     |
| <b>Green Term Block</b>  | DN-T12GRN | 100     | <--->     | DN-T10GRN | 100     | <--->     | DN-T8GRN | 50      | <--->     |
| <b>Orange Term Block</b> | DN-T12ORG | 100     | <--->     | DN-T10ORG | 100     | <--->     | DN-T8ORG | 50      | <--->     |
| <b>Red Term Block</b>    | DN-T12RED | 100     | <--->     | DN-T10RED | 100     | <--->     | DN-T8RED | 50      | <--->     |
| <b>Yellow Term Block</b> | DN-T12YEL | 100     | <--->     | DN-T10YEL | 100     | <--->     | DN-T8YEL | 50      | <--->     |
| <b>White Term Block</b>  | DN-T12W   | 100     | <--->     | DN-T10W   | 100     | <--->     | DN-T8W   | 50      | <--->     |

| Feed-through Terminal Blocks - Specifications |   |     |                    |                     |     |                  |                     |     |                  |
|---|---|-----|--------------------|---------------------|-----|------------------|---------------------|-----|------------------|
| <b>UL Approval*</b>                           | 600V  | 20A | 24-12AWG           | 600V                | 30A | 24-10AWG         | 600V                | 50A | 22-8AWG          |
| <b>CSA Approval</b>                           | 600V  | 25A | 18-12AWG           | 600V                | 25A | 18-12AWG         | 600V                | 55A | 18-8AWG          |
| <b>VDE Approval</b>                           | 800V  | 24A | 2.5mm <sup>2</sup> | 750V                | 35A | 4mm <sup>2</sup> | 750V                | 46A | 6mm <sup>2</sup> |
| <b>CE Conformity</b>                          | CE 23/20, CE 23/21  |     |                    | CE 23/20, CE 23/21  |     |                  | CE 23/20, CE 23/21  |     |                  |
| <b>Agency File #</b>                          | E179129, LR84816  |     |                    | E179129, LR84816    |     |                  | E179129, LR84816    |     |                  |
| <b>Wire Strip Length</b>                      | 0.39" (10mm)  |     |                    | 0.39" (10mm)        |     |                  | 0.47" (12mm)        |     |                  |
| <b>Tightening Torque</b>                      | 4.5 lb-in (0.5Nm)   |     |                    | 5.5 lb-in (0.6Nm)   |     |                  | 10.6 lb-in (1.2Nm)  |     |                  |
| <b>Density</b>                                | 60 pcs./ft. (200/m)   |     |                    | 50 pcs./ft. (166/m) |     |                  | 43 pcs./ft. (142/m) |     |                  |
| <b>Operating Temperature</b>                  | Ambient air temperature: -13°F to 104°F (-25°C to 40°C)<br>Relative humidity: 50% max at 104°F (40°C); 90% max at 68°F (20°C) |     |                    |                     |     |                  |                     |     |                  |


| Accessories                   |   |                       |         |       |                      |                     |           |         |         |                    |       |       |  |
|-------------------------------|---|-----------------------|---------|-------|----------------------|---------------------|-----------|---------|---------|--------------------|-------|-------|--|
| <b>35 mm DIN Rail</b>         | ADC Part No. DN-R35S1 (7.5 mm high) or DN-R35HS1 (15 mm high) |                       |         |       |                      |                     |           | 10      | various |                    |       |       |  |
| <b>End Bracket</b>            | DN-EB35   |                       |         |       |                      |                     |           | 50      | <--->   |                    |       |       |  |
|                               | DN-EB35MN   |                       |         |       |                      |                     |           | 20      | <--->   |                    |       |       |  |
|                               | DN-EB35-A   |                       |         |       |                      |                     |           | 50      | <--->   |                    |       |       |  |
|                               | DN-QEB35  |                       |         |       |                      |                     |           | 50      | <--->   |                    |       |       |  |
| <b>End Cover</b>              | DN-EC1210   |                       |         | 100   | <--->                |                     | DN-EC86   | 100     | <--->   |                    |       |       |  |
|                               | DN-EC1210MN   |                       |         | 25    | <--->                |                     | DN-EC86MN | 25      | <--->   |                    |       |       |  |
| <b>Separator</b>              | DN-S1210  |                       |         | 100   | <--->                |                     | DN-S86    | 100     | <--->   |                    |       |       |  |
|                               | DN-S1210MN  |                       |         | 25    | <--->                |                     | -         | -       | -       |                    |       |       |  |
| <b>Jumpers / 2 Pole</b>       | DN-2J12   | 100                   | <--->   |       | DN-2J10              | 100                 | <--->     |         | DN-2J8  | 100                | <---> |       |  |
|                               | / 3 Pole  | DN-3J12               | 100     | <---> |                      | DN-3J10             | 100       | <--->   |         | DN-3J8             | 100   | <---> |  |
|                               | / 4 Pole  | DN-4J12               | 100     | <---> |                      | DN-4J10             | 100       | <--->   |         | DN-4J8             | 100   | <---> |  |
|                               | / Multi-pole  | DN-100J12<br>100 pole | 1       | <---> |                      | DN-82J10<br>82 pole | 1         | <--->   |         | DN-70J8<br>70 pole | 1     | <---> |  |
| <b>Marking Tags</b>           | DN-LA or DN-LT series   | 500/100               | various |       | DN-L or DN-LT series |                     |           | 500/100 | various |                    |       |       |  |
| <b>Angled Support Bracket</b> | DN-ASB1   |                       |         |       |                      |                     |           | 50      | <--->   |                    |       |       |  |
| <b>Top Cover</b>              | DN-C12  | 100                   | <--->   |       | DN-C10               | 100                 | <--->     |         | DN-C86  | 100                | <---> |       |  |
| <b>Test Plug, Red</b>         | -   | -                     | -       |       | DN-TPR               | 10                  | <--->     |         | -       | -                  | -     |       |  |
| <b>Test Plug, Black</b>       | -   | -                     | -       |       | DN-TPB               | 10                  | <--->     |         | -       | -                  | -     |       |  |

For more information on accessories, see the "DINnectors Accessories" section of this chapter.

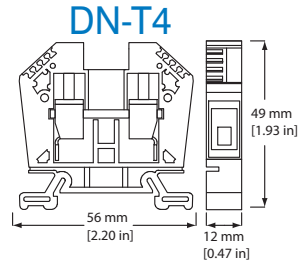
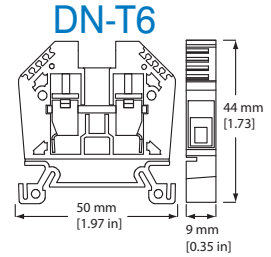
| Part Number | Length          | Height          | Thickness        |
|-------------|-----------------|-----------------|------------------|
| DN-EC1210   | 44 mm [1.73 in] | 35 mm [1.38 in] | 1.5 mm [0.06 in] |
| DN-EC1210MN | 44 mm [1.73 in] | 35 mm [1.38 in] |                  |
| DN-S1210    | 55 mm [2.17 in] | 44 mm [1.73 in] |                  |
| DN-S1210MN  | 55 mm [2.17 in] | 44 mm [1.73 in] |                  |
| DN-EC86     | 50 mm [1.97 in] | 43 mm [1.69 in] |                  |
| DN-EC86MN   | 50 mm [1.97 in] | 43 mm [1.69 in] |                  |
| DN-S86      | 55 mm [2.17 in] | 49 mm [1.93 in] |                  |



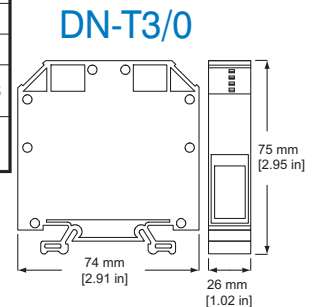
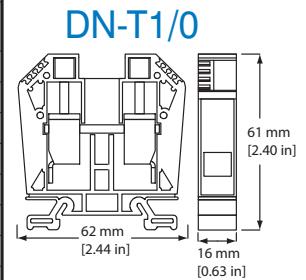
# Feed-through Terminal Blocks



|   | Part #  | Pcs/Pkg | Price/Pkg         | Part #             | Pcs/Pkg | Price/Pkg         | Part #             | Pcs/Pkg | Price/Pkg         | Part#              | Pcs/Pkg | Price/Pkg         |
|---|---|---------|-------------------|--------------------|---------|-------------------|--------------------|---------|-------------------|--------------------|---------|-------------------|
| <b>Gray Term Block</b>                      | DN-T6   | 50      | <-->              | DN-T4              | 25      | <-->              | DN-T1/0            | 25      | <-->              | DN-T3/0            | 10      | <-->              |
| <b>Blue Term Block</b>                      | DN-T6B  | 50      | <-->              | DN-T4B             | 25      | <-->              | DN-T1/0B           | 25      | <-->              | -                  | -       | -                 |
| Feed-through Terminal Blocks Specifications |   |         |                   |                    |         |                   |                    |         |                   |                    |         |                   |
| <b>UL Approval *</b>                        | 600V  | 65A     | 20-6 AWG          | 600V               | 85A     | 14-4 AWG          | 600V               | 130A    | 14-1/0 AWG        | 600V               | 185A    | 4-3/0 AWG         |
| <b>CSA Approval</b>                         | 600V  | 80A     | 18-6 AWG          | 600V               | 105A    | 14-4 AWG          | 600V               | 130A    | 14-1/0 AWG        | 600V               | 185A    | 4-3/0 AWG         |
| <b>VDE Approval</b>                         | 750V  | 63A     | 10mm <sup>2</sup> | 750V               | 110A    | 25mm <sup>2</sup> | 800V               | 150A    | 50mm <sup>2</sup> | 800V               | 192A    | 70mm <sup>2</sup> |
| <b>CE Conformity</b>                        | CE 23/20, CE 23/21  |         |                   | CE 23/20, CE 23/21 |         |                   | CE 23/20, CE 23/21 |         |                   | CE 23/20, CE 23/21 |         |                   |
| <b>Agency File #</b>                        | E179129, LR84816  |         |                   | E179129, LR84816   |         |                   | E179129, LR84816   |         |                   | E179129, LR84816   |         |                   |
| <b>Wire Strip Length</b>                    | 0.47" (12mm)  |         |                   | 0.55" (14mm)       |         |                   | 0.67" (17mm)       |         |                   | 1.02" (26mm)       |         |                   |
| <b>Tightening Torque</b>                    | 18.0 lb-in (2.0Nm)  |         |                   | 26.5 lb-in (3.0Nm) |         |                   | 44 lb-in (5.0Nm)   |         |                   | 89 lb-in (10Nm)    |         |                   |
| <b>Density</b>                              | 33 pcs./ft. (111/m)   |         |                   | 25 pcs./ft. (83/m) |         |                   | 19 pcs./ft. (62/m) |         |                   | 11 pcs./ft. (38/m) |         |                   |
| <b>Operating Temperature</b>                | Ambient air temperature: -13°F to 104°F (-25°C to 40°C)<br>Relative humidity: 50% max at 104°F (40°C); 90% max at 68°F (20°C) |         |                   |                    |         |                   |                    |         |                   |                    |         |                   |
| <i>* Note: For copper wire only</i>         |   |         |                   |                    |         |                   |                    |         |                   |                    |         |                   |

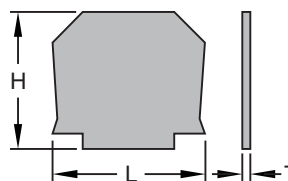


| Accessories                   |   |         |           |        |         |           |          |         |           |          |         |           |
|-------------------------------|---|---------|-----------|--------|---------|-----------|----------|---------|-----------|----------|---------|-----------|
|                               | Part #  | Pcs/Pkg | Price/Pkg | Part # | Pcs/Pkg | Price/Pkg | Part #   | Pcs/Pkg | Price/Pkg | Part #   | Pcs/Pkg | Price/Pkg |
| <b>35 mm DIN Rail</b>         | ADC Part No. DN-R35S1 (7.5 mm high) or DN-R35HS1 (15 mm high) |         |           |        |         |           |          |         |           |          | 10      | various   |
| <b>End Bracket</b>            | DN-EB35   |         |           |        |         |           |          |         |           |          | 50      | <-->      |
|                               | DN-EB35MN   |         |           |        |         |           |          |         |           |          | 25      | <-->      |
|                               | DN-EB35-A   |         |           |        |         |           |          |         |           |          | 50      | <-->      |
|                               | DN-QEB35  |         |           |        |         |           |          |         |           |          | 50      | <-->      |
| <b>End Cover</b>              | DN-EC86   | 100     | <-->      | DN-EC4 | 50      | <-->      | DN-EC1/0 | 50      | <-->      | Included | -       | -         |
|                               | DN-EC86MN   | 25      | <-->      | -      | -       | -         | -        | -       | -         | -        | -       |           |
| <b>Separator*</b>             | DN-S86  | 100     | <-->      | -      | -       | -         | -        | -       | -         | -        | -       |           |
| <b>Jumpers / 2 Pole</b>       | DN-2J6  | 100     | <-->      | -      | -       | -         | -        | -       | -         | -        | -       |           |
|                               | / 3 Pole  | DN-3J6  | 100       | <-->   | -       | -         | -        | -       | -         | -        | -       |           |
|                               | / 4 Pole  | DN-4J6  | 100       | <-->   | -       | -         | -        | -       | -         | -        | -       |           |
| <b>/ Multi-pole</b>           | DN-55J6   | 1       | <-->      | -      | -       | -         | -        | -       | -         | -        | -       |           |
| <b>Marking Tags</b>           | DN-LA or DN-LT series   |         |           |        |         |           |          |         |           |          | 500/100 | various   |
| <b>Angled Support Bracket</b> | DN-ASB1   |         |           |        |         |           |          |         |           |          | 50      | <-->      |



Note: Screw is a Hex Bolt, Size M8

| Part Number | Length          | Height          | Thickness        |
|-------------|-----------------|-----------------|------------------|
| DN-EC86     | 50 mm [1.97 in] | 43 mm [1.69 in] | 1.5 mm [0.06 in] |
| DN-EC86MN   |                 | 43 mm [1.69 in] |                  |
| DN-S86      | 55 mm [2.17 in] | 49 mm [1.93 in] |                  |
| DN-EC4      | 56 mm [2.21 in] | 48 mm [1.89 in] |                  |
| DN-EC1/0    | 62 mm [2.40 in] | 60 mm [2.36 in] |                  |



For more information on accessories, see the "DINnectors Accessories" section of this chapter.