



Solenoid Valve 2 Way / 2 Position N.C. Direct Acting



21A31K1V25-T3 Valve & BDV08110AY Coil Shown

Direct acting solenoid valve for use with water and other compatible fluids. Minimum operational pressure is not required. The materials used and the tests carried out ensure maximum reliability and duration.

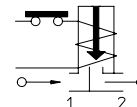
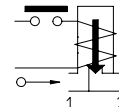
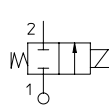
Features

- Each valve and coil assembly is designated by the valve P/N followed by -A for 110VAC and -B for 24VDC
- Use in vending and other potable water applications
- G1/8 or G1/4
- Coil temperature class: class H (180°C - 356°F)
- Recommended ambient temperature range -20°C to +60°C (-4°F to +140°F)
- Electrical conformity IEC 335
- Protection degree IP 65 EN 60529 (DIN 40050) with coil fitted by connector.
- NSF/ANSI 169
- Accepts DIN 43650A cables



See our website www.AutomationDirect.com for a variety of cable options.

Gaskets	Temperature		Medium
V=FKM (fluoroelastomer)	-10°C (14°F)	+140°C (284°F)	Water, Air, Steam



Solenoid Valve 2/2 Way N.C. Direct Acting														
Valve Part No. Coil Part No.	Order Code	Port Size	Max Viscosity	ø mm	Kv (l/min)	Cv	Coil Voltage	Power*	Operating Pressure (bar/psi)			Price	Weight (lbs)	Drawing Link
			cSt						Min	Max	Max Operating Pressure Differential			
21A31K1V25-T3 BDV08110AY	21A31K1V25-T3-A	G1/8	53	2.5	3.2	0.22	120VAC (60Hz)	15VA	0 / 0	40 / 580	14 / 203.1	\$93.00	0.75	PDF
21A31K1V25-T3 BDV08024CY	21A31K1V25-T3-B						9 / 130.5				\$93.00			
21A22K1V25-T3 BDV08110AY	21A22K1V25-T3-A	G1/4	53	2.5	3.2	0.22	120VAC (60Hz)	15VA	0 / 0	40 / 580	14 / 203.1	\$93.00	0.72	PDF
21A22K1V25-T3 BDV08024CY	21A22K1V25-T3-B						9 / 130.5				\$93.00			

Materials	
Body	Low lead brass
Armature Tube	Stainless steel AISI series 300
Fixed Core	Stainless steel AISI series 400
Plunger	Stainless steel AISI series 400
Phase Displacement Ring	Gold plated copper
Spring	Stainless steel AISI series 300
Seal	V=FKM (fluoroelastomer)
Orifice	Stainless steel AISI series 300
Electrical Connections	18mm DIN 43650 Form A With connector EN 175301-803 paragraph 5.3.1 Protection degree IP 65 EN 60529 (DIN 40050)

* NOMINAL VOLTAGE TOLERANCES: AC + 10% - 15%
DC + 10% - 5%

The power values are indicative, as they change as a function of the magnetic kit used and of the application sector of reference. Other voltages and power absorptions are available.

ODE 10-09-2018

To obtain the most current agency approval information, see the Agency Approval Checklist section on the specific part number's web page.



Solenoid Valve 2 Way / 2 Position N.C. Direct Acting



21A31K1V45-WT3
Valve & [BDV08110AY](#)
Coil Shown

Direct acting solenoid valve for use with water and other compatible fluids.

Minimum operational pressure is not required.

The materials used and the tests carried out ensure maximum reliability and duration.

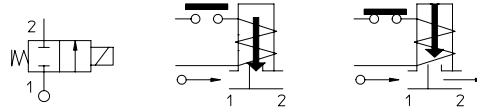
Features

- Each valve and coil assembly is designated by the valve P/N followed by -A for 110VAC and -B for 24VDC
- Use in vending and other potable water applications
- G1/8 or G1/4
- Coil temperature: 180°C (356°F) (class H)
- Recommended ambient temperature range -20°C to +60°C (-4°F to +140°F)
- Electrical conformity IEC 335
- Protection degree IP 65 EN 60529 (DIN 40050) with coil fitted with connector.
- NSF/ANSI 169
- Accepts DIN 43650A cables



See our website
www.AutomationDirect.com
for a variety of cable options.

Gaskets	Temperature		Medium
V=FKM (fluoroelastomer)	-10°C (14°F)	+140°C (284°F)	Water, Air, Steam



Solenoid Valve 2/2 Way N.C. Direct Acting														
Valve Part No. Coil Part No.	Order Code	Port Size	Max Viscosity	ø mm	Kv (l/min)	Cv	Coil Voltage	Power*	Operating Pressure (bar/psi)			Price	Weight (lbs)	Drawing Link
			cSt						Min	Max	Max Operating Pressure Differential			
21A31K1V45-WT3 BDV08110AY	21A31K1V45-WT3-A	G1/8	53	4.5	6.5	0.45	120VAC (60Hz) 110VAC (50Hz)	15VA	0 / 0	40 / 580	10 / 145.0	\$93.00	0.74	PDF
	21A31K1V45-WT3-B										BDV08024CY	5 / 72.5	\$93.00	0.76
21A22K1V55-WT3 BDV08110AY	21A22K1V55-WT3-A	G1/4	53	5.5	9	0.63	120VAC (60Hz) 110VAC (50Hz)	15VA	0 / 0	40 / 580	7 / 101.5	\$95.00	0.71	PDF
	21A22K1V55-WT3-B										BDV08024CY	2 / 29.0	\$95.00	0.73

Materials	
Body	Low lead brass
Armature Tube	Stainless steel AISI series 300
Fixed Core	Stainless steel AISI series 400
Plunger	Stainless steel AISI series 400
Phase Displacement Ring	Gold plated copper
Spring	Stainless steel AISI series 300
Seal	V=FKM (fluoroelastomer)
Orifice	Low lead brass
Electrical Connections	18mm DIN 43650 Form A With connector EN 175301-803 paragraph 5.3.1 Protection degree IP 65 EN 60529 (DIN 40050)

* NOMINAL VOLTAGE TOLERANCES: AC + 10% - 15%
DC + 10% - 5%

The power values are indicative, as they change as a function of the magnetic kit used and of the application sector of reference. Other voltages and power absorptions are available.

ODE 10-09-2018

To obtain the most current agency approval information, see the Agency Approval Checklist section on the specific part number's web page.



Solenoid Valve 2 Way / 2 Position N.C. With Pilot Control



21WN3K1E130-T5 Valve & BDV08110AY Coil Shown

Solenoid valve with pilot control for use with water and other compatible fluids.

A minimum operational pressure of 0.2 bar (2.9 psi) is required.

The materials used and the tests carried out ensure maximum reliability and duration.

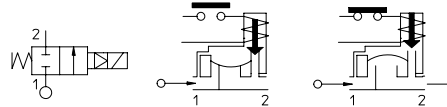
Features

- Each valve and coil assembly is designated by the valve P/N followed by -A for 110VAC and -B for 24VDC
- Use in water and water distribution
- 3/8", 1/2", 3/4" and 1" NPT ports
- Coil temperature: 180°C (356°F) (class H)
- Recommended ambient temperature range -20°C to +60°C (-4°F to +140°F)
- Max. allowable temperature 82°C (179.6°F)
- Electrical conformity IEC 335
- Protection degree IP 65 EN 60529 (DIN 40050) with coil fitted by connector.
- NSF/ANSI/CAN/61
- Accepts DIN 43650A cables



See our website www.AutomationDirect.com for a variety of cable options.

Gaskets	Temperature		Medium
E = EPDM (ethylene-propylene)	-10°C (14°F)	+140°C (284°F)	Water



Solenoid Valve 2/2 Way N.C. With Pilot Control																				
Valve Part No. Coil Part No.	Order Code	Port Size	Max Viscosity	ø mm	Kv (l/mn)	Cv	Coil Voltage	Power*	Operating Pressure (bar/psi)			Price	Weight (lbs)	Drawing Link						
			cSt						Min	Max	Max Operating Pressure Differential									
21WN3K1E130-T5 BDV08110AY	21WN3K1E130-T5-A	3/8" FNPT	12	13	60	4.1	120VAC (60Hz) 110VAC (50Hz)	15VA	0.2 / 2.90	25 / 363	16 / 232.1	\$115.00	1.36	PDF						
21WN3K1E130-T5 BDV08024CY	21WN3K1E130-T5-B						24VDC	11W				\$115.00	1.38	PDF						
21WN4K1E130-T5 BDV08110AY	21WN4K1E130-T5-A	1/2" FNPT					19	70				4.8	120VAC (60Hz) 110VAC (50Hz)	15VA	\$125.00	1.35	PDF			
21WN4K1E130-T5 BDV08024CY	21WN4K1E130-T5-B												24VDC	11W	\$125.00	1.37	PDF			
21WN5K1E190-T5 BDV08110AY	21WN5K1E190-T5-A	3/4" FNPT											25	140	9.8	120VAC (60Hz) 110VAC (50Hz)	15VA	\$165.00	2.48	PDF
21WN5K1E190-T5 BDV08024CY	21WN5K1E190-T5-B															24VDC	11W	\$165.00	2.51	PDF
21WN6K1E250-T5 BDV08110AY	21WN6K1E250-T5-A	1" FNPT		190	14	14										120VAC (60Hz) 110VAC (50Hz)	15VA	\$182.00	2.76	PDF
21WN6K1E250-T5 BDV08024CY	21WN6K1E250-T5-B															24VDC	11W	\$182.00	2.78	PDF

Materials	
Body	Low lead brass
Armature Tube	Stainless steel AISI series 300
Fixed Core	Stainless steel AISI series 400
Plunger	Stainless steel AISI series 400
Phase Displacement Ring	Gold plated copper
Spring	Stainless steel AISI series 300
Seal	E = EPDM (ethylene-propylene)
Orifice	Low lead brass
Electrical Connections	18mm DIN 43650 Form A With connector EN 175301-803 paragraph 5.3.1 Protection degree IP 65 EN 60529 (DIN 40050)

* NOMINAL VOLTAGE TOLERANCES: AC + 10% - 15%
DC + 10% - 5%

The power values are indicative, as they change as a function of the magnetic kit used and of the application sector of reference. Other voltages and power absorptions are available.

ODE 10-09-2018

To obtain the most current agency approval information, see the Agency Approval Checklist section on the specific part number's web page.



Solenoid Valve 2 Way / 2 Position N.C. With Pilot Control

Solenoid valve with pilot control for use with water and other compatible fluids.

A minimum operational pressure of 0.2 bar (2.9 psi) is required.

The materials used and the tests carried out ensure maximum reliability and duration.



21WN7K1E350-T3 Valve & BDV08110AY Coil Shown

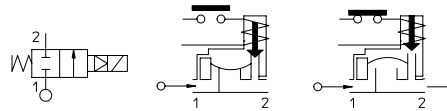
Features

- Each valve and coil assembly is designated by the valve P/N followed by -A for 110VAC and -B for 24VDC
- Use in water and water distribution
- 1-1/4" and 1-1/2" NPT ports
- Coil temperature: 180°C (356°F) (class H)
- Recommended ambient temperature range -20°C to +60°C (-4°F to +140°F)
- Electrical conformity IEC 335
- Protection degree IP 65 EN 60529 (DIN 40050) with coil fitted by connector.
- NSF/ANSI 169
- Accepts DIN 43650A cables



See our website www.AutomationDirect.com for a variety of cable options.

Gaskets	Temperature		Medium
V=FKM (fluoroelastomer)	-10°C (14°F)	+140°C (284°F)	Water, Water distribution



Solenoid Valve 2/2 Way N.C. With Pilot Control

Valve Part No. Coil Part No.	Order Code	Port Size	Max Viscosity		Cv	Coil Voltage	Power*	Operating Pressure (bar/psi)			Price	Weight (lbs)	Drawing Link	
			cSt	ø mm				Kv (l/mn)	Min	Max				Max Operating Pressure Differential
21WN7K1V350-T3 BDV08110AY	21WN7K1V350-T3-A	1-1/4" FNPT	12	35	400	28	120VAC (60Hz)	15VA	0.2 / 2.90	16 / 232.1	10 / 145.0	\$307.00	7.29	PDF
21WN7K1V350-T3 BDV08024CY	21WN7K1V350-T3-B						110VAC (50Hz)							
21WN8K1V400-T3 BDV08110AY	21WN8K1V400-T3-A	1-1/2" FNPT	12	40	520	36	120VAC (60Hz)	15VA	0.2 / 2.90	16 / 232.1	10 / 145.0	\$327.00	6.57	PDF
21WN8K1V400-T3 BDV08024CY	21WN8K1V400-T3-B						110VAC (50Hz)							

Materials	
Body	Low lead brass
Armature Tube	Stainless steel AISI series 300
Fixed Core	Stainless steel AISI series 400
Plunger	Stainless steel AISI series 400
Phase Displacement Ring	Gold plated copper
Spring	Stainless steel AISI series 300
Seal	V=FKM (fluoroelastomer)
Orifice	Low lead brass
Electrical Connections	18mm DIN 43650 Form A With connector EN 175301-803 paragraph 5.3.1 Protection degree IP 65 EN 60529 (DIN 40050)

* NOMINAL VOLTAGE TOLERANCES: AC + 10% - 15%
DC + 10% - 5%

The power values are indicative, as they change as a function of the magnetic kit used and of the application sector of reference. Other voltages and power absorptions are available.

ODE 10-09-2018

To obtain the most current agency approval information, see the Agency Approval Checklist section on the specific part number's web page.



Solenoid Valve 2 Way / 2 Position N.C. With Pilot Control



21WN5K1E190-10T5
Valve & BDV08110AY
Coil Shown

Solenoid valve with pilot control for use with water and other compatible fluids.

A minimum operational pressure of 0.2 bar (2.9 psi) is required.

The materials used and the tests carried out ensure maximum reliability and duration.

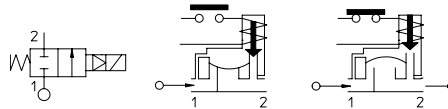
Features

- Each valve and coil assembly is designated by the valve P/N followed by -A for 110VAC and -B for 24VDC
- Slow close operation reduces pressure spikes and water hammer
- Use in automation and heating
- 3/4" NPT ports
- Coil temperature: 180°C (356°F) (class H)
- Recommended ambient temperature range -20°C to +60°C (-4°F to +140°F)
- Electrical conformity IEC 335
- Protection degree IP 65 EN 60529 (DIN 40050) with coil fitted by connector.
- NSF/ANSI/CAN/61
- Accepts DIN 43650A cables



See our website
www.AutomationDirect.com
for a variety of cable options.

Gaskets	Temperature		Medium
E = EPDM (ethylene-propylene)	-10°C (14°F)	+140°C (284°F)	Water



Solenoid Valve 2/2 Way N.C. With Pilot Control														
Valve Part No. Coil Part No.	Order Code	Port Size	Max Viscosity	ø mm	Kv (l/min)	Cv	Coil Voltage	Power*	Operating Pressure (bar/psi)			Price	Weight (lbs)	Drawing Link
			cSt						Min	Max	Max Operating Pressure Differential			
21WN5K1E190-10T5 BDV08110AY	21WN5K1E190-10T5-A	3/4" FNPT	12	19	140	9.8	120VAC (60Hz) 110VAC (50Hz)	15VA	0.2 / 2.90	25 / 362.6	16 / 232.1	\$205.00	2.52	PDF
	21WN5K1E190-10T5-B						24VDC	11W				\$205.00	2.5	PDF

Materials	
Body	Low lead brass
Armature Tube	Stainless steel AISI series 300
Fixed Core	Stainless steel AISI series 400
Plunger	Stainless steel AISI series 400
Phase Displacement Ring	Gold plated copper
Spring	Stainless steel AISI series 300
Seal	E = EPDM (ethylene-propylene)
Orifice	Low lead brass
Electrical Connections	18mm DIN 43650 Form A With connector EN 175301-803 paragraph 5.3.1 Protection degree IP 65 EN 60529 (DIN 40050)

* NOMINAL VOLTAGE TOLERANCES: AC + 10% - 15%
DC + 10% - 5%

The power values are indicative, as they change as a function of the magnetic kit used and of the application sector of reference. Other voltages and power absorptions are available.

ODE 10-09-2018

To obtain the most current agency approval information, see the Agency Approval Checklist section on the specific part number's web page.



Solenoid Valve 2 Way / 2 Position N.C. With Pilot Control



21WN6K1E250-10T5
Valve & BDV08110AY
Coil Shown

Solenoid valve with pilot control for use with water and other compatible fluids.

A minimum operational pressure of 0.2 bar (2.9 psi) is required.

The materials used and the tests carried out ensure maximum reliability and duration.

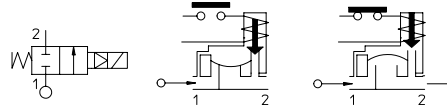
Features

- Each valve and coil assembly is designated by the valve P/N followed by -A for 110VAC and -B for 24VDC
- Slow close operation reduces pressure spikes and water hammer
- Use in water and water distribution
- 1" NPT ports
- Coil temperature: 180°C (356°F) (class H)
- Recommended ambient temperature range -20°C to +60°C (-4°F to +140°F)
- Electrical conformity IEC 335
- Protection degree IP 65 EN 60529 (DIN 40050) with coil fitted by connector.
- 21WN6K1E250-10T5-A has UL
- NSF/ANSI/CAN/61
- Accepts DIN 43650A cables



See our website
www.AutomationDirect.com
for a variety of cable options.

Gaskets	Temperature		Medium
E = EPDM (ethylene-propylene)	-10°C (14°F)	+140°C (284°F)	Water



Solenoid Valve 2/2 Way N.C. With Pilot Control - NSF 61 Certified

Valve Part No. Coil Part No.	Order Code	Port Size	Max Viscosity		ø mm	Kv (l/min)	Cv	Coil Voltage	Power*	Operating Pressure (bar/psi)			Price	Weight (lbs)	Drawing Link
			cSt							Min	Max	Max Operating Pressure Differential			
21WN6K1E250-10T5 BDV08110AY	21WN6K1E250-10T5-A	1" FNPT	12	25	190	14	120VAC (60Hz) 110VAC (50Hz)	15VA	0.2 / 2.90	23 / 333.6	16 / 232.1	\$230.00	2.79	PDF	
21WN6K1E250-10T5 BDV08024CY	21WN6K1E250-10T5-B														24VDC

Materials	
Body	Low lead brass
Armature Tube	Stainless steel AISI series 300
Fixed Core	Stainless steel AISI series 400
Plunger	Stainless steel AISI series 400
Phase Displacement Ring	Gold plated copper
Spring	Stainless steel AISI series 300
Seal	E = EPDM (ethylene-propylene)
Orifice	Low lead brass
Electrical Connections	18mm DIN 43650 Form A With connector EN 175301-803 paragraph 5.3.1 Protection degree IP 65 EN 60529 (DIN 40050)

* NOMINAL VOLTAGE TOLERANCES: AC + 10% - 15%
DC + 10% - 5%

The power values are indicative, as they change as a function of the magnetic kit used and of the application sector of reference. Other voltages and power absorptions are available.

ODE 10-09-2018

To obtain the most current agency approval information, see the Agency Approval Checklist section on the specific part number's web page.








ODE - Replacement Coils

ODE replacement solenoid coils are available in five popular voltages and fit all ODE solenoid valves sold by AutomationDirect.com.

Features

- Used for ODE brass process valves only
- Coil: BDV - Coil housing material: PET - Black polyethylene - 180°C (class H)
- Winding: In class H
- Electrical Connections: With connector EN 175301-803 paragraph 5.3.1
Protection degree IP 65 EN 60529 (DIN 40050)
- accepts DIN 43650A cables



ODE Water Valve Accessory Coils										
Coil Photo	Part No.	Voltage Rating	Power Rating	Ambient Temperature	Connection	ED (Duty Cycle)	Approvals	Price	Weight (lbs)	Drawing Link
	<u>BDV08110AY</u>	120VAC (60Hz) 110VAC (50Hz)	15VA	-20°C to +60°C (-4°F to +140°F)	18mm EN 175301-803	100%	UL, CE, CSA & VDE	\$34.00	0.32	<u>PDF</u>
	<u>BDV08230AY</u>	240VAC (60Hz) 230VAC (50Hz)	16VA					\$34.00	0.32	<u>PDF</u>
	<u>BDV08024DY</u>	24VAC (50/60 Hz)	17VA					\$34.00	0.32	<u>PDF</u>
	<u>BDV08012CY</u>	12VDC	11W					\$34.00	0.33	<u>PDF</u>
	<u>BDV08024CY</u>	24VDC						\$34.00	0.33	<u>PDF</u>

* NOMINAL VOLTAGE TOLERANCES: AC + 10% - 15%
DC + 10% - 5%

The power values are indicative, as they change as a function of the magnetic kit used and of the application sector of reference.

See our website www.AutomationDirect.com for complete Engineering drawings.