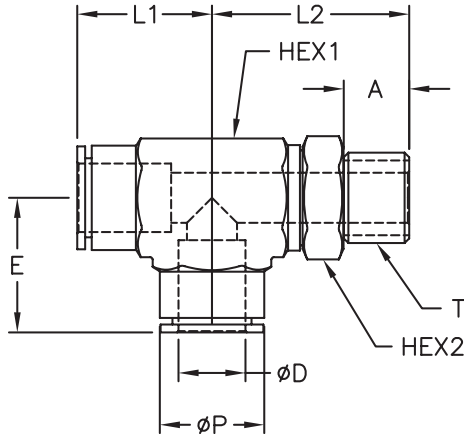




Stainless Steel Push-to-Connect Fittings



NITRA stainless steel male run tee

- Performs well in harsh duty or washdown applications

NITRA™ Stainless Steel Male Run Tee													
Inch Sizes - dimensions in inches (in.)													
Part No.	Price	Size	øD	øP	L1	L2	A	E	HEX1 (inch)	HEX2 (inch)	T	item Weight (lbs)	Qty. per pack
MRT532-18N-SS	\$34.00	5/32 in [4 mm] x 1/8 NPT	5/32	0.39	0.68	1.01	0.34	0.68	7/16	7/16	1/8 NPT	0.4	1
MRT14-18N-SS	\$35.00	1/4 in. x 1/8 NPT	1/4	0.50	0.81	1.09	0.34	0.81	1/2	1/2	1/8 NPT	0.5	1
MRT14-14N-SS	\$36.50	1/4 in. x 1/4 NPT	1/4	0.50	0.81	1.23	0.49	0.81	1/2	9/16	1/4 NPT	0.6	1
MRT38-14N-SS	\$48.50	3/8 in. x 1/4 NPT	1/4	0.62	0.97	1.34	0.49	0.97	11/16	11/16	1/4 NPT	1.0	1
MRT38-38N-SS	\$50.50	3/8 in. x 3/8 NPT	3/8	0.62	0.97	1.34	0.49	0.97	11/16	11/16	3/8 NPT	1.1	1
MRT12-14N-SS	\$57.50	1/2 in. x 1/4 NPT	1/2	0.78	1.01	1.47	0.49	1.01	13/16	13/16	1/4 NPT	1.4	1
MRT12-38N-SS	\$59.00	1/2 in. x 3/8 NPT	1/2	0.78	1.01	1.47	0.49	1.01	13/16	13/16	3/8 NPT	1.4	1
MRT12-12N-SS	\$73.50	1/2 in. x 1/2 NPT	1/2	0.78	1.01	1.57	0.65	1.01	13/16	7/8	1/2 NPT	1.6	1
Metric Sizes - dimensions in millimeters (mm, except where noted)													
MRT4M-18R-SS	\$34.00	4 mm x R1/8	4	9.9	17.0	26.7	8.6	17.0	7/16 in.	7/16 in.	1/8 BSPT	0.4	1
MRT4M-14R-SS	\$36.50	4 mm x R1/4	4	9.9	17.0	29.7	12.4	17.0	7/16 in.	9/16 in.	1/4 BSPT	0.5	1
MRT6M-18R-SS	\$35.00	6 mm x R1/8	6	12.4	20.6	27.7	8.6	20.6	1/2 in.	1/2 in.	1/8 BSPT	0.5	1
MRT6M-14R-SS	\$36.50	6 mm x R1/4	6	12.4	20.6	30.7	12.4	20.6	1/2 in.	9/16 in.	1/4 BSPT	0.6	1
MRT8M-18R-SS	\$37.00	8 mm x R1/8	8	14.2	21.3	28.7	8.6	21.3	9/16 in.	9/16 in.	1/8 BSPT	0.7	1
MRT8M-14R-SS	\$38.00	8 mm x R1/4	8	14.2	21.3	32.8	12.4	21.3	9/16 in.	9/16 in.	1/4 BSPT	0.8	1
MRT8M-38R-SS	\$39.50	8 mm x R3/8	8	14.2	21.3	32.8	12.4	21.3	9/16 in.	11/16 in.	3/8 BSPT	1.0	1

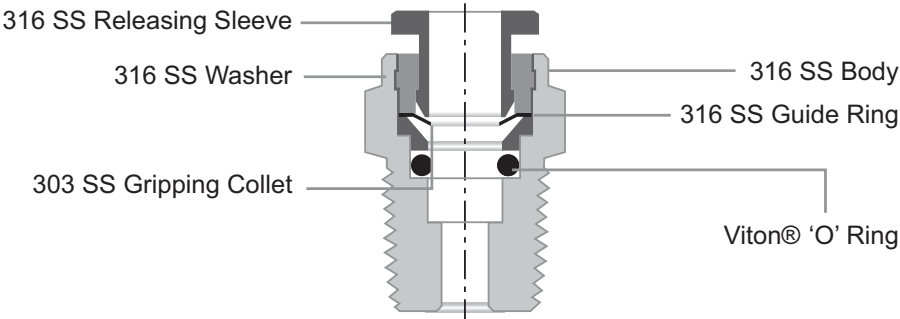


Stainless Steel Push-to-Connect Fittings

NITRA stainless steel pneumatic push-to-connect fittings are made with 316 stainless steel bodies and 303 stainless steel gripping collets with internal Viton o-ring. Threaded components are 316 stainless steel. The rugged construction of the fittings allows for use in high temperature applications. The bodies of elbow and tee fittings with threaded connections can be rotated after installation to allow for variations in piping direction. NITRA flexible pneumatic tubing is easily connected by simply inserting the tubing end into the fitting. To release the tubing, press the circular releasing sleeve and the tubing can be easily pulled out. NITRA stainless steel fittings can be used with polyurethane, nylon and PTFE tubing among others.

Features

- Large selection of fitting configurations
- Inch and metric sizes available
- NPT and BSPT (R) threads available
- 316 stainless steel bodies and 303 stainless steel gripping collets, 316 stainless steel threads, internal Viton O-ring
- Threaded elbow and tee bodies can be rotated after installation
- For use with air, water, oil, etc... (check chemical compatibility for other media)
- Working pressure: -29.5" Hg to 290 psi
- Working temperature: 32 to 390°F (0 to 200°C)




Fitting Cut-away Diagram



Pneumatic Fitting Instructions and Caution Information

Assembly Instructions




Prepare the **NITRA** tubing for cutting and make sure to have the proper tubing cutters like the **NITRA** TC-12 or TC-20.

(If cutting bonded tubing, carefully split the tubes with a knife and then pull apart as needed.)




Cut the **NITRA** tubing at a right angle with the axis using a standard tube cutter. After cutting the tubing, make sure to check the cut end for an even cut with no debris.



Insertion of the **NITRA** tubing into fittings

- Make sure the tube is inserted fully into the fitting.
- Pull the tube gently to make sure it does not release.
- If the tube end is damaged or deformed, leakage or unexpected tube release may occur. Make sure to check tubing end thoroughly.



Removing the **NITRA** tubing from fittings

- Make sure the pressure in the tube is zero before releasing the tube from the fittings.
- To release the tubing, press the release ring at the end of the fitting and pull the tube with one hand.
- Inspect the released tube end and make a clean cut if it is damaged or deformed.

Common Precautions for Tubing and Fitting Products

Warnings:

- Do not use fittings with media other than air.
- Avoid installing with tubing under tension or with excessive bends.
- Do not use the product where weld spatters occur as fire may occur.
- Product damage or air leakage may occur at places where there is excessive rotation or vibration of the fittings.
- Use caution in water as the product may be damaged by surge pressure.
- Do not use the product where it is directly exposed to fluids such as cutting oil, lubricating oil, and coolant oil.

Cautions:

- Assemble the tubing only after cleaning away impurities such as dust and excess debris.
- Fitting products are recommended for air systems only. Avoid using for other purposes.
- When using tubing other than NITRA brand with NITRA fittings, be sure the tubing OD conforms to the tolerances in Table 1 below.

Table 1 - Tolerance of the Outer Diameter of the Tube

Tube Specifications	ø5/32 [ø4]	ø1/4 [ø6]	ø5/16 [ø8]	ø3/8 [ø10]	ø1/2 [ø12]
Permissible tolerance	+ 0.005 [+/- 0.13]				

Pneumatic Tubing Cutter

Part Number	Description	Pcs/Pkg	Wt (lb)	Price
TC-12	NITRA pneumatic tubing cutter for use with 1/8 to 1/2 inch and 4 to 12 mm outside diameter flexible plastic tubing.	1	0.1	\$4.00
TC-20	NITRA pneumatic heavy duty tubing cutter for use with polyurethane, nylon and other flexible tubing up to 2 inch [50mm] outside diameter.	1	0.2	\$7.75



TC-12



TC-20