

Disconnect Handle Applications for Wall Mount Disconnect Enclosures

Designed to house the following available at AutomationDirect.com



- AutomationDirect.com NEMA 1/12 Flexible shaft handle for Molded Case Circuit Breakers (MCCBs). Series F_SO_C flex handle mechanisms are available in four sizes to actuate all AutomationDirect MCCBs from 15 amps up to 600 amps. **F0S03C, F0S06C, F1S03C, F1S06C, F3S03C, F3S06C, F4S04C, and F4S06C.**
- Socomec Disconnect switches with cable, flange-mounted cable operator and handles. Handles **37299002** and **37299003**, cable operator **37299903**, and cables **37299992** (3ft) or **37299993** (5ft).
- Fuji Electric NEMA 12 flexible shaft handle for Molded Case Circuit Breakers (MCCBs). Series BW9F flex handle mechanisms are available in four sizes to actuate all Fuji Electric MCCBs from 15 Amps to 800 Amps. **BW9FOCA-15A, BW9FOCA-20A, BW9FOGA-15A, BW9FOGA-20A, BW9FOHA-15A, BW9FOHA-20A, BW9FOJA-15A, and BW9FOJA-20A.**

Disconnect Enclosure Series	Available at AutomationDirect.com		
	AutomationDirect F_SO_C Series	Socomec 37299002 & 37299003	Fuji BW9F series
<i>N412_CD Series</i>	✓	✓	✓
<i>N412_CDSS Series</i>	✓	✓	✓
<i>N412_CDSSA Series</i>	✓	✓	✓
<i>N412_CSTD Series</i>	✓	✓	✓
<i>N412_CSSSTD Series</i>	✓	✓	✓
<i>SDN_PL Series</i>	✓	✓	✓
<i>SN4 Series</i>	✓	✓	✓
<i>ABN12 Series</i>	✗	✗	✗
<i>SSN4X Series</i>	✓	✓	✓
<i>SSN4X_A Series</i>	✓	✓	✓

Designed to house other brands

- Allen-Bradley** Bulletin 1494V, 1494C, 140U, & 194RC disconnect switches with flange-mounted variable-depth operating mechanisms and Bulletin 1494V flange-mounted variable-depth operating mechanisms for circuit breakers. These enclosures will not accept Allen-Bradley Bulletin 1494F disconnect devices or Bulletin 1494D circuit breaker operators.
- ABB Controls** flange-mounted variable-depth operating mechanisms for disconnect switches and circuit breakers.
- Eaton / Cutler-Hammer** Type C361 flange-mounted variable depth.
- Eaton / Cutler-Hammer** Type C361 flange-mounted variable-depth operating mechanisms with disconnect switches and Type C371 flange-mounted variable depth operating mechanisms for circuit breakers; also Flex Shaft™ handle mechanisms for circuit breakers.
- General Electric** Type STDA flange handles and variable depth operating.
- General Electric** Type STDA flange handles and variable depth operating mechanisms for disconnect switches and circuit breakers; also Spectra Flex™ cable operators for circuit breakers.
- SIEMENS** I-T-E Max-Flex flange-mounted variable depth operating handle for disconnect switches and circuit breakers.
- Square D** Class 9422 disconnect switches with flange-mounted variable depth operating mechanisms or cable Industry Standards mechanisms and Class 9422 flange-mounted variable depth operating mechanisms or cable mechanisms for circuit breakers. These enclosures will not accept Square D Class 9422 bracket-mounted disconnect devices, Class 9422TG1, or TG2 devices.

Disconnect Enclosures Series	Other Brands						
	Square D 9422 series	Allen-Bradley 1494F & 1494D series	Allen-Bradley 1494V, 1494C, 140U, 194RC series	ABB Controls	Eaton/Cutler-Hammer C361 & C371 series	General Electric STDA series	Siemens I-T-E Max-Flex Series
<i>N412_CD Series</i>	✓	✗	✓	✓	✓	✓	✓
<i>N412_CDSS Series</i>	✓	✗	✓	✓	✓	✓	✓
<i>N412_CDSSA Series</i>	✓	✗	✓	✓	✓	✓	✓
<i>N412_CSTD Series</i>	✓	✗	✓	✓	✓	✓	✓
<i>N412_CSSSTD Series</i>	✓	✗	✓	✓	✓	✓	✓
<i>SDN_PL Series</i>	✓	✗	✓	✓	✓	✓	✓
<i>SN4 Series</i>	✓	✗	✓	✓	✓	✓	✓
<i>ABN12 Series</i>	✗	✓	✗	✗	✗	✗	✗
<i>SSN4X Series</i>	✓	✗	✓	✓	✓	✓	✓
<i>SSN4X_A Series</i>	✓	✗	✓	✓	✓	✓	✓

NEMA 4, 4X, 12 and 13 Single-Door Wall Mount Right-Flanged Disconnect



Construction

- 14 gauge 304 or 316L stainless steel bodies and doors
- Continuously welded seams ground smooth
- Rolled lip around all sides of opening keeps out liquids and contaminants
- All stainless steel exterior hardware
- All stainless steel interior and exterior
- Stainless steel door clamps around three sides of doors for a watertight seal; additional door hardware is not required
- Doors removed by pulling stainless steel continuous hinge pin
- Polyurethane poured-in-place gasket
- External mounting feet
- Collar studs for mounting optional subpanel
- Grounding provisions provided
- Bracket welded to door for attaching disconnect interlock door catch
- Holes in body for mounting disconnect operating handle and operating mechanism. These enclosures are designed to operate properly without the use of door hardware

Finish

- Enclosures have a #3 intermediate polished finish on all external surfaces
- Painted steel and perforated subpanels are white polyester powder over phosphatized surfaces
- Galvanized and stainless subpanels are a conductive finish (unpainted)

Listings

- UL 508, Types 4, 4X, 12 & 13 [UL File E64791]
- CSA Certified, Type 4 & 12 [CSA File LL66078]
- NEMA/EEMAC Types 4, 4X, 12 & 13



Notes:

- Disconnect switch or circuit breakers, operating handle, and operating mechanism must be ordered separately.
- **Operator adapter plates are not required with this enclosure series.**
- Make sure the disconnect device you are using will fit the enclosure size you choose.

Enclosure Shipping Schedule			
Same day	1 - 7 days	1 - 10 days	1 - 15 days

Color indicates shipping lead time in business days.

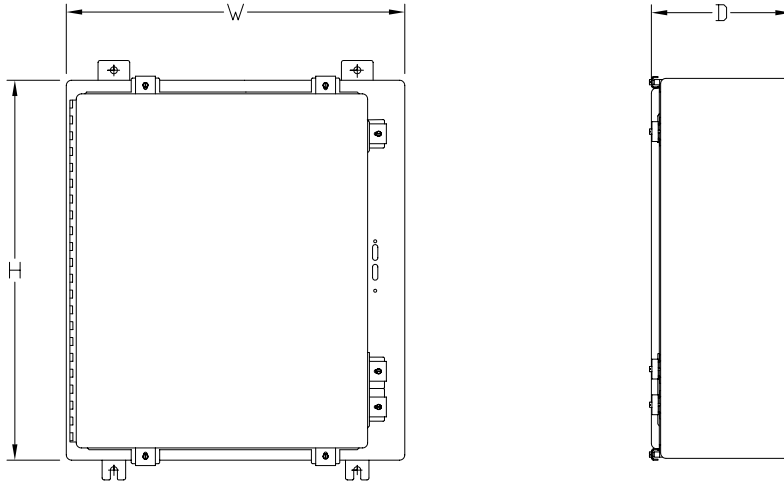
NEMA 4, 4X, 12 and 13 Single-Door Wall Mount Right-Flanged Disconnect								
304 Stainless Steel	Price	316L Stainless Steel	Price	Enclosure Size HxWxD	Painted Steel Subpanel	Galvanized Subpanel	Perforated Subpanel	Stainless Steel Subpanel
SSN4X242108	\$1,082.00	SSN4X242108A	\$789.00	24.00 x 21.38 x 8.97 [610 x 543 x 228]	NP2420	NP2420G	NP2420PP	NP2420SS
SSN4X242508	\$1,188.00	SSN4X242508A	\$821.00	24.00 x 25.38 x 8.97 [610 x 645 x 228]	NP2424	NP2424G	NP2424PP	NP2424SS
SSN4X302508	\$1,349.00	SSN4X302508A	\$878.00	30.00 x 25.37 x 9.18 [762 x 644 x 233]	NP3024	NP3024G	NP3024PP	NP3024SS
SSN4X362508	\$1,510.00	SSN4X362508A	\$993.00	36.00 x 25.37 x 9.18 [914 x 644 x 233]	NP3624	NP3624G	NP3624PP	NP3624SS
SSN4X363108	\$1,732.00	SSN4X363108A	\$1,062.00	36.00 x 31.37 x 9.18 [914 x 797 x 233]	NP3630	NP3630G	NP3630PP	NP3630SS
SSN4X423112	\$2,165.00	SSN4X423112A	\$1,144.00	42.00 x 31.37 x 13.18 [1067 x 797 x 335]	NP4230	NP4230G	NP4230PP	NP4230SS
SSN4X423712	\$2,436.00	SSN4X423712A	\$1,247.00	42.00 x 37.37 x 13.18 [1067 x 949 x 335]	NP4236	NP4236G	NP4236PP	NP4236SS
SSN4X483712	\$2,677.00	SSN4X483712A	\$1,497.00	48.00 x 37.38 x 13.18 [1219 x 949 x 335]	NP4836	NP4836G	NP4836PP	NP4836SS
SSN4X603712	\$3,160.00	SSN4X603712A	\$1,682.00	60.00 x 37.38 x 13.18 [1524 x 949 x 335]	NP6036	NP6036G	NP6036PP	NP6036SS

Notes: Subpanels must be ordered separately.
Dimensions in inches [millimeters].
Letters in table correspond to letters on dimensional drawings.

NEMA 4, 4X, 12 and 13 Single-Door Wall Mount Right-Flanged Disconnect



Dimensions



NOTES:

1. SUBPANELS ARE MADE FROM 12 GA. STEEL.
2. SUBPANELS HAVE FLANGES ALONG ALL SIDES WHEN EITHER DIMENSION EXCEEDS 17".

See our website: www.AutomationDirect.com for complete engineering drawings.

Enclosure Subpanels




Subpanels for NEMA 1, 12, 4 and 4X Wall Mount Enclosures and WC9 NEMA 12 Operator Consoles

- 12 gauge steel (perforated subpanels are 14 gauge)
- Subpanels with any side over 17" have 3/4" flange on all sides
- Painted steel and perforated subpanels are white polyester powder over phosphatized surfaces
- Galvanized subpanels have a conductive finish (no paint)

Panels listed fit the following enclosures:

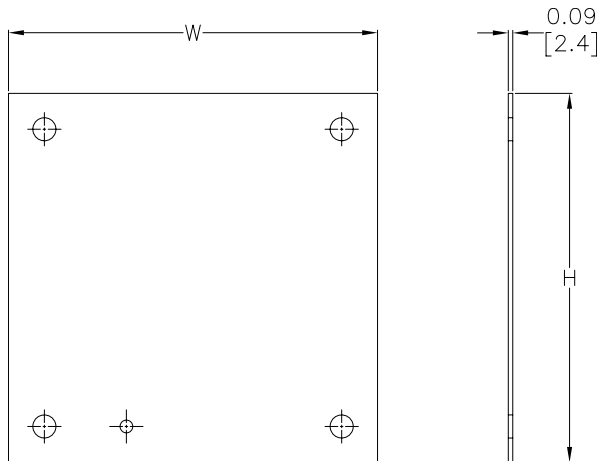
- NEMA 1 large (N1C, 42in width and wider)
- NEMA 12 single door wall mount (N12)
- NEMA 12 two door wall mount (WA_WF)
- NEMA 12 single door flush wall mount (WA_FM)
- NEMA 4 (N4) and 4X (SSN) single door wall mount
- NEMA 12 operator consoles (WC9)
- NEMA 12 Wall Disconnect (SDN12_PL & ABN12)
- NEMA 4 & 4X Wall Mount Disconnect (SSN4 & SSN4X)

NOTE: Use NPxxxx subpanels in NEMA 1, NEMA 4 and 4X, and NEMA 12 enclosures only. Do NOT use NPxxxx subpanels in N412 Ultimate Series enclosures with a C in the suffix.



Dimensions

in [mm]



Perforated panels have 0.13" diameter holes at 0.25" spacing.

NOTE:
SUBPANELS LARGER THAN
20 X 20 HAVE (2) 0.31"
GROUND HOLES.

See our website: www.AutomationDirect.com for complete engineering drawings.

Enclosures Subpanels



Enclosure Shipping Schedule	
Same day	1 - 7 days
Color indicates shipping lead time in business days.	

Subpanels for NEMA 1, 12, 4 and 4X Wall Mount Enclosures and WC9 NEMA 12 Operator Consoles									
Painted Steel	Price	Galvanized	Price	Perforated	Price	304 Stainless Steel	Price	Nominal Enclosure Size HxW	Subpanel Size AxB
NP1212	\$16.00	NP1212G	\$16.00	-		-		12 x 12	9.00 x 9.00 [229 x 229]
NP1224	\$30.50	NP1224G	\$30.50	-		-		24 x 12	9.00 x 21.00 [229 x 533]
NP1612	\$19.50	NP1612G	\$19.50	NP1612PP	\$181.00	NP1612SS	\$52.00	12 x 16 16 x 12	13.00 x 9.00 [330 x 229]
NP1616	\$26.50	NP1616G	\$26.50	NP1616PP	\$181.00	NP1616SS	\$70.00	16 x 16	13.00 x 13.00 [330 x 330]
NP2012	\$28.50	NP2012G	\$28.50	-		-		12 x 20 20 x 12	17.00 x 9.00 [432 x 229]
NP2016	\$26.50	NP2016G	\$26.50	NP2016PP	\$181.00	NP2016SS	\$70.00	20 x 16 16 x 20	17.00 x 13.00 [432 x 330]
NP2020	\$33.00	NP2020G	\$33.00	NP2020PP	\$181.00	NP2020SS	\$93.00	20 x 20	17.00 x 17.00 [432 x 432]
NP2416	\$37.00	NP2416G	\$37.00	-		NP2416SS	\$105.00	24 x 16	21.00 x 13.00 [533 x 330]
NP2420	\$45.00	NP2420G	\$45.00	NP2420PP	\$181.00	NP2420SS	\$119.00	20 x 24 24 x 20	21.00 x 17.00 [533 x 432]
NP2424	\$47.50	NP2424G	\$47.50	NP2424PP	\$181.00	NP2424SS	\$128.00	24 x 24	21.00 x 21.00 [533 x 533]
NP3016	\$49.00	NP3016G	\$49.00	-		-		30 x 16	27.00 x 13.00 [686 x 330]
NP3020	\$60.00	NP3020G	\$60.00	-		NP3020SS	\$164.00	30 x 20	27.00 x 17.00 [686 x 432]
NP3024	\$57.00	NP3024G	\$57.00	NP3024PP	\$181.00	NP3024SS	\$155.00	24 x 30 30 x 24	27.00 x 21.00 [686 x 533]
NP3030	\$97.00	NP3030G	\$97.00	NP3030PP	\$181.00	NP3030SS	\$276.00	30 x 30	27.00 x 27.00 [686 x 686]
NP3624	\$75.00	NP3624G	\$75.00	NP3624PP	\$181.00	NP3624SS	\$213.00	36 x 24	33.00 x 21.00 [838 x 533]
NP3630	\$99.00	NP3630G	\$99.00	NP3630PP	\$181.00	NP3630SS	\$263.00	30 x 36 36 x 30	33.00 x 27.00 [838 x 686]
NP3636	\$117.00	NP3636G	\$117.00	NP3636PP	\$181.00	NP3636SS	\$318.00	36 x 36	33.00 x 33.00 [838 x 838]
NP4024	\$99.00	NP4024G	\$99.00	-		-		40 x 24	37.00 x 21.00 [940 x 533]
NP4224	\$95.00	NP4224G	\$95.00	-		-		42 x 24	39.00 x 21.00 [991 x 533]
NP4230	\$126.00	NP4230G	\$126.00	NP4230PP	\$181.00	NP4230SS	\$343.00	42 x 30	39.00 x 27.00 [991 x 686]
NP4236	\$148.00	NP4236G	\$148.00	NP4236PP	\$181.00	NP4236SS	\$411.00	42 x 36	39.00 x 33.00 [991 x 838]
NP4824	\$107.00	NP4824G	\$107.00	-		-		48 x 24	45.00 x 21.00 [1143 x 533]
NP4830	\$141.00	NP4830G	\$141.00	-		-		48 x 30	45.00 x 27.00 [1143 x 686]
NP4836	\$168.00	NP4836G	\$168.00	NP4836PP	\$181.00	NP4836SS	\$446.00	48 x 36	45.00 x 33.00 [1143 x 838]
NP6030	\$174.00	NP6030G	\$174.00	-		-		60 x 30	57.00 x 27.00 [1448 x 686]
NP6036	\$206.00	NP6036G	\$206.00	NP6036PP	\$181.00	NP6036SS	\$588.00	60 x 36	57.00 x 33.00 [1448 x 838]
NP7230	\$200.00	NP7230G	\$200.00	-		-		72 x 30	69.00 x 27.00 [1753 x 686]
NP7236	\$245.00	NP7236G	\$245.00	-		-		72 x 36	69.00 x 33.00 [1753 x 838]

Notes: Dimensions in inches [millimeters].

Letters in table correspond to letters on dimensional drawing.

Disconnect enclosures will be up to 2 inches [51mm] wider than width dimensions in this table.

See our website: www.AutomationDirect.com for complete engineering drawings.