

NEMA 4, 12, and 13 Single-Door Wall-Mount



Applications

Intended for use in housing electrical controls, instruments, components, and associated wiring, these enclosures incorporate hinged doors which provide convenient access. Designed for indoor or outdoor use in protecting components from dust, dirt, oil, and hose-directed water.



Construction

- Bodies and doors fabricated from 14-gauge steel
- Rolled lip on three sides of door and all sides of enclosure opening is provided to exclude liquids and contaminants
- Quick and easy-to-operate stainless steel door clamps are provided
- Doors removable by pulling stainless steel continuous hinge pin
- Hasp and staple for padlocking
- Poured-in-place polyurethane gasket
- Collar studs provided for mounting optional subpanels
- External mounting feet for mounting enclosure
- Grounding provisions provided
- Optional subpanels must be ordered separately
- Continuously plasma-welded seams
- Uses WAN4XRA clamp

Finish

- ANSI-61 gray polyester powder light texture inside and out over phosphatized surfaces

Listings

- UL 508, 4, 12, and 13 [UL file E64791]
- NEMA/EEMAC 4, 12, and 13
- JIC EL-1-71



Note: For current listings, please see www.automationdirect.com

Shipping Schedule

Same day 1 - 5 days 1 - 7 days 1 - 15 days 1 - 20 days
Color indicates shipping lead time in business days.

NEMA 4, 12, and 13 Single-Door Wall-Mount

Part Number	Price	Enclosure Size HxWxD	Painted Steel Subpanel	Stainless Steel Subpanel
N4161208	\$481.00	16.00 x 12.00 x 9.03 [406 x 305 x 229]	NP1612	NP1612SS
N4161606	\$494.00	16.00 x 16.00 x 7.03 [406 x 406 x 179]	NP1616	NP1616SS
N4201606	\$529.00	20.00 x 16.00 x 7.03 [508 x 406 x 179]	NP2016	NP2016SS
N4201608	\$558.00	20.00 x 16.00 x 9.03 [508 x 406 x 229]	NP2016	NP2016SS
N4201610	\$587.00	20.00 x 16.00 x 11.03 [508 x 406 x 280]	NP2016	NP2016SS
N4202006	\$571.00	20.00 x 20.00 x 7.03 [508 x 508 x 179]	NP2020	NP2020SS
N4202008	\$603.00	20.00 x 20.00 x 9.03 [508 x 508 x 229]	NP2020	NP2020SS
N4202408	\$655.00	20.00 x 24.00 x 9.03 [508 x 610 x 229]	NP2420	NP2420SS
N4242008	\$661.00	24.00 x 20.00 x 9.03 [610 x 508 x 229]	NP2420	NP2420SS
N4242010	\$691.00	24.00 x 20.00 x 11.03 [610 x 508 x 280]	NP2420	NP2420SS
N4242408	\$700.00	24.00 x 24.00 x 9.03 [610 x 610 x 229]	NP2424	NP2424SS
N4243008	\$785.00	24.00 x 30.00 x 9.03 [610 x 762 x 229]	NP3024	NP3024SS

Notes: Subpanels must be ordered separately.
Dimensions in inches [millimeters]
Letters in table correspond to letters on dimensional drawings.

Table continued on next page

NEMA 4, 12, and 13 Single-Door Wall-Mount



Shipping Schedule				
Same day	1 - 5 days	1 - 7 days	1 - 15 days	1 - 20 days

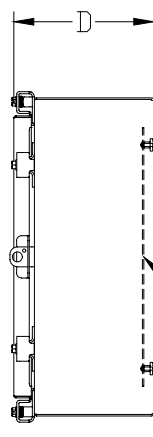
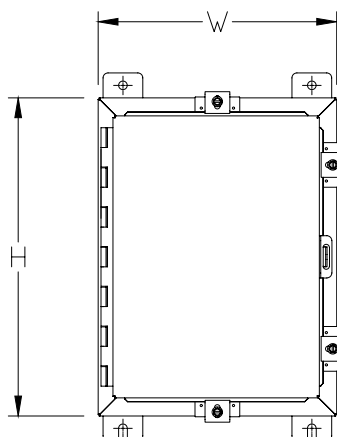
Color indicates shipping lead time in business days.

Table continued from previous page

NEMA 4, 12, and 13 Single-Door Wall-Mount				
Part Number	Price	Enclosure Size HxWxD	Painted Steel Subpanel	Stainless Steel Subpanel
N4302408	\$792.00	30.00 x 24.00 x 9.03 [762 x 610 x 229]	NP3024	NP3024SS
N4302410	\$836.00	30.00 x 24.00 x 11.03 [762 x 610 x 280]	NP3024	NP3024SS
N4302412	\$864.00	30.00 x 24.00 x 13.03 [762 x 610 x 331]	NP3024	NP3024SS
N4303008	\$869.00	30.00 x 30.00 x 9.03 [762 x 762 x 229]	NP3030	NP3030SS
N4362408	\$854.00	36.00 x 24.00 x 9.03 [914 x 610 x 229]	NP3624	NP3624SS
N4363010	\$1,013.00	36.00 x 30.00 x 11.03 [914 x 762 x 280]	NP3630	NP3630SS
N4363012	\$1,066.00	36.00 x 30.00 x 13.03 [914 x 762 x 331]	NP3630	NP3630SS
N4483010	\$1,241.00	48.00 x 30.00 x 11.03 [1219 x 762 x 280]	NP4830	—
N4483608	\$1,315.00	48.00 x 36.00 x 9.03 [1219 x 914 x 229]	NP4836	NP4836SS
N4603616	\$1,804.00	60.00 x 36.00 x 17.03 [1524 x 914 x 433]	NP6036	NP6036SS

Notes: Subpanels must be ordered separately.
Dimensions in inches [millimeters]
Letters in table correspond to letters on dimensional drawings.

Dimensions



Note: Do NOT use NPxxxxC subpanels in NEMA 1, NEMA 4 and 4X, and NEMA 12 enclosures. For example: Subpanel NP1612C will not fit enclosure. WA161206FM (NP1612 is the correct subpanel). Only use NPxxxx subpanels in NEMA 1, NEMA 4 and 4X, and NEMA 12 enclosures.

SUBPANEL
(ORDER SEPARATELY)

Enclosure Subpanels



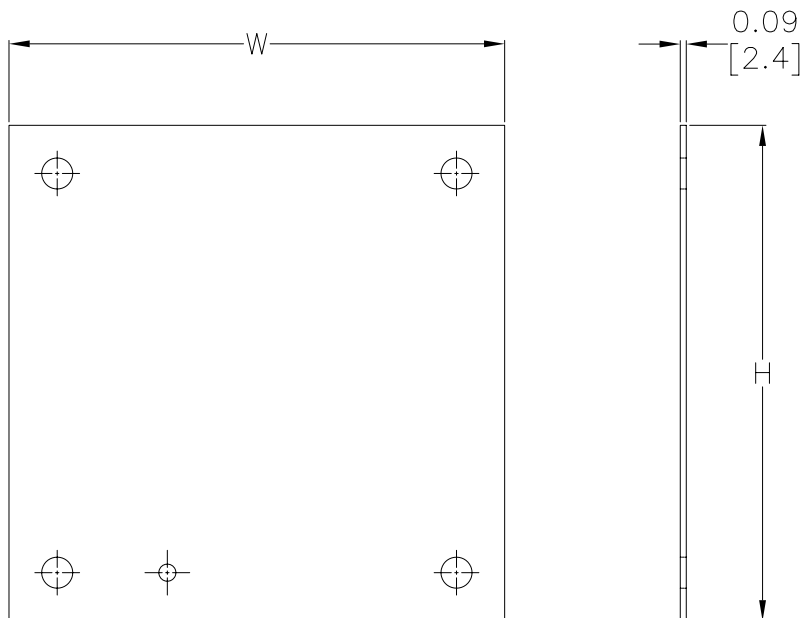
Subpanels for NEMA 1, 12, 4 and 4X Wall-Mount Enclosures and WC9 NEMA 12 Operator Consoles

- 12-gauge steel (perforated subpanels are 14-gauge)
- Subpanels with any side over 17 in [432 mm] have 0.25 in [6mm] flange on all sides
- Painted steel and perforated subpanels white polyester powder over phosphatized surfaces
- Galvanized subpanels have a conductive finish (no paint) Panels listed fit the following enclosures:
- NEMA 1 large (N1C, 42 in [1067 mm] width and wider)
- NEMA 12 single door wall-mount (N12)
- NEMA 12 two-door wall-mount (WA_WF)
- NEMA 12 single door flush wall-mount (WA_FM)
- NEMA 4 (N4) and 4X (SSN) single door wall-mount
- NEMA 12 operator consoles (WC9)
- NEMA 12 Wall Disconnect (SDN12_PL and ABN12)
- NEMA 4 and 4X Wall-Mount Disconnect (SSN4 and SSN4X)



Note: Use NPxxxx subpanels in NEMA 1, NEMA 4 and 4X, and NEMA 12 enclosures only. Do NOT use NPxxxx subpanels in N412 Ultimate Series enclosures with a C in the suffix.

Dimensions



NOTE:
SUBPANELS LARGER THAN
20 X 20 HAVE (2) 0.31"
GROUND HOLES.

Note: Perforated panels have 0.13in [3 mm] diameter holes at 0.25 in [6 mm] spacing.

Enclosure Subpanels



Shipping Schedule

Same day 1 - 5 days 1 - 7 days 1 - 15 days 1 - 20 days

Color indicates shipping lead time in business days.

Subpanels for NEMA 1, 12, 4 and 4X Wall-Mount Enclosures and WC9 NEMA 12 Operator Consoles

Painted Steel	Price	Galvanized	Price	304 Stainless Steel	Price	Nominal Enclosure Size HxW	Subpanel Size AxB
NP1212	\$18.50	-	-	—	—	12 x 12	9.00 x 9.00 [229 x 229]
NP1224	\$45.50	-	-	—	—	24 x 12	9.00 x 21.00 [229 x 533]
NP1612	\$33.00	-	-	NP1612SS	\$87.00	12 x 16 16 x 12	13.00 x 9.00 [330 x 229]
NP1616	\$40.50	-	-	NP1616SS	\$106.00	16 x 16	13.00 x 13.00 [330 x 330]
NP2012	\$38.00	-	-	—	—	20 x 12	17.00 x 9.00 [432 x 229]
NP2016	\$48.00	-	-	NP2016SS	\$128.00	20 x 16	17.00 x 13.00 [432 x 330]
NP2020	\$58.00	-	-	NP2020SS	\$165.00	20 x 20	17.00 x 17.00 [432 x 432]
NP2416	\$56.00	-	-	NP2416SS	\$159.00	24 x 16	21.00 x 13.00 [533 x 330]
NP2420	\$75.00	-	-	NP2420SS	\$200.00	24 x 20	21.00 x 17.00 [533 x 432]
NP2424	\$86.00	-	-	NP2424SS	\$233.00	24 x 24	21.00 x 21.00 [533 x 533]
NP3016	\$75.00	-	-	—	—	30 x 16	27.00 x 13.00 [686 x 330]
NP3020	\$90.00	-	-	NP3020SS	\$268.00	30 x 20	27.00 x 17.00 [686 x 432]
NP3024	\$105.00	-	-	NP3024SS	\$283.00	24 x 30 30 x 24	27.00 x 21.00 [686 x 533]
NP3030	\$147.00	-	-	NP3030SS	\$452.00	30 x 30	27.00 x 27.00 [686 x 686]
NP3624	\$125.00	-	-	NP3624SS	\$386.00	36 x 24	33.00 x 21.00 [838 x 533]
NP3630	\$167.00	-	-	NP3630SS	\$443.00	30 x 36 36 x 30	33.00 x 27.00 [838 x 686]
NP3636	\$196.00	-	-	NP3636SS	\$535.00	36 x 36	33.00 x 33.00 [838 x 838]
NP4024	\$151.00	-	-	—	—	40 x 24	37.00 x 21.00 [940 x 533]
NP4224	\$144.00	-	-	—	—	42 x 24	39.00 x 21.00 [991 x 533]
NP4230	\$191.00	-	-	NP4230SS	\$563.00	42 x 30	39.00 x 27.00 [991 x 686]
NP4236	\$225.00	-	-	NP4236SS	\$676.00	42 x 36	39.00 x 33.00 [991 x 838]
NP4824	\$163.00	-	-	—	—	48 x 24	45.00 x 21.00 [1143 x 533]
NP4830	\$215.00	-	-	—	—	48 x 30	45.00 x 27.00 [1143 x 686]
NP4836	\$254.00	-	-	NP4836SS	\$731.00	48 x 36	45.00 x 33.00 [1143 x 838]
NP6030	\$263.00	-	-	—	—	60 x 30	57.00 x 27.00 [1448 x 686]
NP6036	\$313.00	-	-	NP6036SS	\$965.00	60 x 36	57.00 x 33.00 [1448 x 838]
NP7230	\$302.00	NP7230G	\$327.00	—	—	72 x 30	69.00 x 27.00 [1753 x 686]
NP7236	\$371.00	NP7236G	\$402.00	—	—	72 x 36	69.00 x 33.00 [1753 x 838]

Notes: Dimensions in inches [millimeters].

Letters in table correspond to letters on dimensional drawing.

Disconnect enclosures will be up to 2 in [51 mm] wider than width dimensions in this table.