


ReeR MOSAIC MOR4S8 Output Expansion Unit



The ReeR MOSAIC (MODular Safety Integrated Controller) MOR4S8 safety relay expansion unit offers configurable outputs.

Features

- Four single channel outputs (safety category 1 or 2), or two dual channel outputs (safety category 4)
- Removable terminal block plus screw contacts
- LED signaling of input/output status and fault diagnostics
- Provides status outputs
- Connection to M1 via MSC 5-way ReeR proprietary bus



MOSAIC-MOR4S8

Safety Data per EN 13849-1		
	Paired Relay	Single Relay
Category	4	1-2
Performance level	e	c (category 1) d (category 2)
MTTF _a (years)	Please refer to product insert	
DC _{avg}	High	
Safety Data per IEC/EN 62061, IEC/EN 61508		
Sil CL	3	1 (category 1) 2 (category 2)
Sil	3	1 (category 1) 2 (category 2)
HFT	1	
DC _{avg}	High	
SFF	99.8%	
PFH _d (t-20a)	Please refer to product insert	

MOSAIC MOR4S8 Expansion Unit				
Part Number	Price	Voltage	Description	Connection
MOSAIC-MOR4S8	\$285.00	24VDC	Safety relay expansion unit with configurable outputs	Removable terminal block, screw contacts



MOSAIC MOR4S8 Specifications	
	General Specifications
Operating Temperature	-10°C to +55°C [14°F to 131°F]
Storage Temperature	-20°C to +85°C [-4°F to 185°F]
Altitude	2000m (max)
Vibration Resistance	Tested to IEC 60068-2-6
Degree of Protection	IP 20
Housing	Polyamide
Weight	320g [11.29 oz]
Agency Approvals and Standard	cULus, CE, TÜV
Terminal Designation per EN 50 005	AWG 12-30 solid/stranded. Use 60/75°C copper (Cu) conductor only.
Wire Fixing	Screw or clamp terminal blocks with 8, 16 or 24 terminals, plus rear panel plug-in connector. Terminal tightening torque 5-7 lb•in (0.6-0.7 N•m).
	Input Specifications
Nominal Voltage	24VDC
Voltage Range	± 20%
Maximum Consumption	3W
	Output Specifications
Electrical Contact Life	>10 ⁵ switching cycles
Mechanical Life	>40x10 ⁶
Contact Type	4 N.C. positively driven
Signaling Output	8 programmable PNP active high, 100ma@24VDC max
Input/FBK/Reset	1-4 depending on configuration
Operate Delay	Typ. 10ms
Release Delay	Typ. 5ms
Nominal Output Voltage	240VAC
Thermal Current (Ith)	6A
Short Circuit Strength	Fuse: NO contacts 10 A gG/gL / NC contacts: 6A gG/gL IEC/EN 60269
Switching Capacity	AC15: 3A/250VAC – DC13:2A/24VDC
Switching Frequency	Max 20 switching cycles/min

Note: See product manual for complete details.

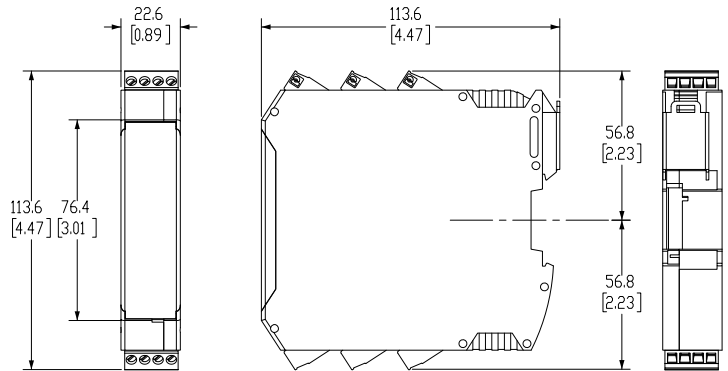
Note: To obtain the most current agency approval information, see the Agency Approval Checklist section on the specific part number's web page.

Electrical connections to MOSAIC MOR4S8



- Wire size range: AWG 12-30 (solid/stranded) (UL).
- Use 60/75°C copper (Cu) conductor only.
- Turn off power before making connections.
- The supply voltage must be 24VDC \pm 20% (PELV, in compliance with the standard EN 60204-1 (Chapter 6.4).
- Do not use the MOSAIC to supply external devices.
- The same ground connection (0VDC) must be used for all system components.
- Separate power supplies are recommended for the safety module and for other electrical power equipment (electric motors, inverters, frequency converters) or other sources of disturbance.
- Cables used for connections of longer than 50m [164ft] must have a cross-section of at least 1mm² (AWG16).

Dimensions mm [inches]



MOR4S8 Module Connections			
Terminal	Signal	Type	Description
1	24VDC	–	24VDC power supply
2	NODE_SEL0	Input	Node selection
3	NODE_SEL1	Input	
4	0VDC	–	0VDC power supply
5	REST_FBK1	Input	Feedback/Restart 1
6	REST_FBK2	Input	Feedback/Restart 2
7	REST_FBK3	Input	Feedback/Restart 3
8	REST_FBK4	Input	Feedback/Restart 4
9	A_N01	Output	NO contact Channel 1
10	B_N01	Output	
11	A_N02	Output	NO contact Channel 2
12	B_N02	Output	
13	A_N03	Output	NO contact Channel 3
14	B_N03	Output	
15	A_N04	Output	NO contact Channel 4
16	B_N04	Output	
17	OUT_STATUS1	Output	Programmable signal output 1
18	OUT_STATUS2	Output	Programmable signal output 2
19	OUT_STATUS3	Output	Programmable signal output 3
20	OUT_STATUS4	Output	Programmable signal output 4
21	OUT_STATUS5	Output	Programmable signal output 5
22	OUT_STATUS6	Output	Programmable signal output 6
23	OUT_STATUS7	Output	Programmable signal output 7
24	OUT_STATUS8	Output	Programmable signal output 8

Please see the Reer MOSAIC Supplemental Manual for basic wiring examples.

ReeR MOSAIC Accessories




ReeR MOSAIC MSC-C Connector

The ReeR MOSAIC (MODular SAfety Integrated Controller) MSC-C Safety Communication Connector with terminal end caps (MSCPC) permits communication between various system units. Required to connect any additional cards to the MOSAIC-M1.

Features

- 5-way connector for communication among MOSAIC modules
- Comes in the box with all expansion modules and only needed for the M1 unit



MOSAIC-MSC-C



MOSAIC MSC-C Expansion Unit		
Part Number	Price	Description
MOSAIC-MSC-C	\$14.00	Safety communication connector with terminal end caps (MSCPC). Permits communication between various system units.

Note: See product manual for complete details.

Note: To obtain the most current agency approval information, see the Agency Approval Checklist section on the specific part number's web page.

ReeR MOSAIC MCM Memory Card

The ReeR MOSAIC (MODular SAfety Integrated Controller) MCM Memory Card is a proprietary removable memory card that can be used to save MOSAIC configuration data for subsequent transfer to a new device without using a PC.

MOSAIC-CSU		
Part Number	Price	Description
MOSAIC-MCM	\$29.00	Proprietary removable memory card that can be used to save MOSAIC configuration data for subsequent transfer to a new device without using a PC.

Note: See product manual for complete details.

Note: To obtain the most current agency approval information, see the Agency Approval Checklist section on the specific part number's web page.



ReeR MOSAIC CSU Cable

The ReeR MOSAIC (MODular SAfety Integrated Controller) CSU cable is an interconnection cable used to connect the MOSAIC M1 to a PC for programming with the MSD configuration software.

Features

- Type A USB connector on one end for connection to the PC
- Type B mini-USB connector on the other end for connection to the M1 module
- Cable length is 1.8 m (5.91 ft)



MOSAIC-CSU



MOSAIC-CSU		
Part Number	Price	Description
MOSAIC-CSU	\$14.00	Interconnection cable used to connect the MOSAIC M1 to a PC for programming with the MSD configuration software.

Note: See product manual for complete details.

MOSAIC



MODULAR SAFETY INTEGRATED CONTROLLER

A unique safety controller that's modular, expandable and configurable for managing all safety functions of a single machine or an entire plant. Offers cost reductions with minimal wiring.

COMMS



MOSAIC-MBEI
Expansion unit for connection to the industrial Fieldbus: EtherNet/IP.



MOSAIC-MBEM
Expansion unit for connection to the industrial Fieldbus: ModBus TCP/IP.

INPUTS



MOSAIC-MI8
Input expansion unit. Eight digital inputs and four test outputs. Screw contacts.



MOSAIC-MI16
Input expansion unit. Sixteen digital inputs and four test outputs. Screw contacts.

I/O EXPANSION UNIT

MOSAIC-MI8O2


Eight digital inputs, two inputs for Start/Restart interlock and device monitoring (EDM), two OSSD pairs, four test outputs and two programmable digital signal outputs. Screw contacts.



ACCESSORIES

MOSAIC-MSC-C

Safety communication bus connector and terminal end caps. Required to connect additional module to MOSAIC-M1.



MOSAIC-CSU

Type A USB to Mini-USB cable connects MOSAIC M1 to PC for configuration with MSD configuration software.




MOSAIC-MCM

Type A USB to Mini-USB cable connects MOSAIC M1 to PC for configuration with MSD configuration software.



MOSAIC-M1

Main unit able to control any other expansion modules. Eight digital inputs, two inputs for Start/Stop interlock and device monitoring (EDM), two OSSD pairs, four test outputs and two programmable digital signal outputs. Screw contacts.



The M1 module may be used stand-alone...

- 8 Inputs
- 2 EDM/RST
- 2 Safety Outputs
- 2 Status Outputs

...or with up to 14 additional modules*

- 128 Inputs
- 16 EDM/RST
- 16 Safety Outputs
- 32 Status Outputs

*No more than four of any one type of module

SAFETY RELAYS

MOSAIC-MR2

Two relays – two N.O. + one N.C. connectable to one OSSD pair + one N.C. contact for external device monitoring. Two safety relays with guided contacts. Screw contacts.



MOSAIC-MR4

Four relays – four N.O. + two N.C. connectable to two OSSD pair + two N.C. contacts for external device monitoring. Four safety relays with guided contacts. Screw contacts.



These extension relays can connect to the outputs on the M1 or to any of the output cards

OUTPUTS

MOSAIC-MO2

Output expansion unit. Two inputs for Start/Stop interlock and device monitoring (EDM), two OSSD pairs and two programmable digital signal outputs. Screw contacts.



MOSAIC-MO4

Output expansion unit. Four inputs for Start/Stop interlock and device monitoring (EDM), four OSSD pairs and four programmable digital signal outputs. Screw contacts.



MOSAIC-MOR4

Safety relay expansion unit with configurable outputs. Four single channel outputs (safety category 1 or 2) or two dual channel outputs (safety category 4). Screw contacts.



MOSAIC-MOR4-S8

Safety relay expansion unit with configurable outputs. Four single channel outputs (safety category 1 or 2) or two dual channel outputs (safety category 4). Eight programmable digital signal outputs. Screw contacts.



STATUS OUTPUTS

MOSAIC-MOS8

Automation expansion module with eight programmable digital signal outputs. Screw contacts



MOSAIC-MOS16

Automation expansion module with 16 programmable digital signal outputs. Screw contacts.



Safety Products



Warning: Safety products sold by AutomationDirect are Safety components only. The purchaser/installer is solely responsible for the application of these components and ensuring all necessary steps have been taken to assure each application and use meets all performance and applicable safety requirements and/or local, national and/or international safety codes as required by the application. AutomationDirect cannot certify that our products, used solely or in conjunction with other AutomationDirect or other vendors' products, will assure safety for any application. Any person using or applying any products sold by AutomationDirect is responsible for learning the safety requirements for their individual application and applying them, and therefore assumes all risks, and accepts full and complete responsibility, for the selection and suitability of the product for their respective application. AutomationDirect does not provide design or consulting services, and cannot advise whether any specific application or use of our products would ensure compliance with the safety requirements for any application.