

ReeR MOSAIC MO4 Output Expansion Unit



The ReeR MOSAIC (MODular Safety Integrated Controller) MO4 output expansion unit provides additional outputs.

Features

- Four pairs OSSD Cat. 4 safety outputs (PNP 400mA)
- Four inputs for start/restart interlock and EDM
- Four programmable digital signal outputs (PNP 100mA)
- LED input/output status and fault diagnostics indicators
- Removable terminal block plus screw contacts
- Connection to M1 via MSC 5-way ReeR proprietary bus



MOSAIC-MO4

Safety Data per EN 13849-1	
Category	4
Performance level	e
MTTF _d (years)	30-100
DC _{avg}	High
Safety Data per IEC/EN 62061, IEC/EN 61508	
Sil CL	3
Sil	3
HFT	1
DC _{avg}	High
SFF	99.8%
PFH _d (t-20a)	5.83e ⁻⁹

MOSAIC MO4 Expansion Unit				
Part Number	Price	Voltage	Description	Connection
MOSAIC-MO4	\$250.00	24VDC	Output expansion unit providing additional outputs	Removable terminal block, screw contacts



MOSAIC MO4 Specifications	
	General Specifications
Operating Temperature	-10°C to +55°C [14°F to 131°F]
Storage Temperature	-20°C to +85°C [-4°F to 185°F]
Altitude	2000m (max)
Vibration Resistance	Tested to IEC 60068-2-6
Degree of Protection	IP 20
Housing	Polyamide
Weight	240g [8.47 oz]
Agency Approvals and Standard	cULus, CE, TÜV
Terminal Designation per EN 50 005	AWG 12-30 solid/stranded. Use 60/75°C copper (Cu) conductor only.
Wire Fixing	Screw pluggable terminal blocks. Terminal tightening torque 5-7 lb•in (0.6-0.7 N•m).
	Specifications
Nominal Voltage	24VDC
Voltage Range	± 20%
Maximum Consumption	3W
Digital Inputs	-
Input FBK / Reset	4 for EDM control/possible automatic or manual operation with RESTART button
Test Outputs	-
OSSD Outputs	4 pairs solid state safety outputs PNP active high 400mA@24VDC max
Signaling Outputs	4 programmable - PNP high

Note: See product manual for complete details.

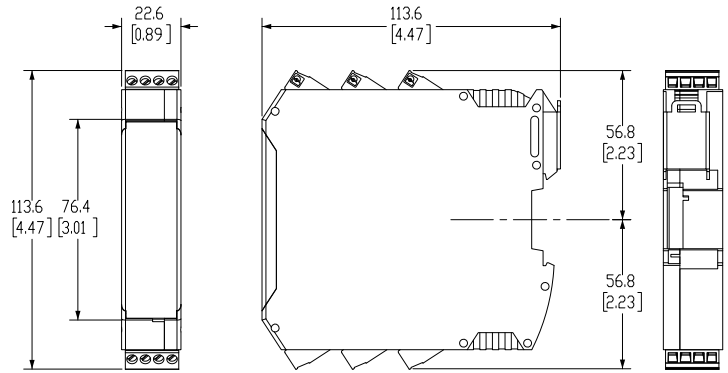
Note: To obtain the most current agency approval information, see the Agency Approval Checklist section on the specific part number's web page.

Electrical connections to MOSAIC MO4



- Wire size range: AWG 12-30 (solid/stranded) (UL).
- Use 60/75°C copper (Cu) conductor only.
- Turn off power before making connections.
- The supply voltage must be 24VDC \pm 20% (PELV, in compliance with the standard EN 60204-1 (Chapter 6.4).
- Do not use the MOSAIC to supply external devices.
- The same ground connection (0VDC) must be used for all system components.
- Separate power supplies are recommended for the safety module and for other electrical power equipment (electric motors, inverters, frequency converters) or other sources of disturbance.
- Cables used for connections of longer than 50m [164ft] must have a cross-section of at least 1mm² (AWG16).

Dimensions mm [inches]



MIO4 Module Connections			
Terminal	Signal	Type	Description
1	24VDC	–	24VDC power supply
2	NODE_SEL0	Input	Node selection
3	NODE_SEL1	Input	
4	0VDC	–	0VDC power supply
5	OSSD1_A	Output	Static safety output 1
6	OSSD1_B	Output	
7	RESTART_FBK1	Input	Feedback/Restart1
8	OUT_STATUS1	Output	Programmable signal output
9	OSSD2_A	Output	Static safety output 2
10	OSSD2_B	Output	
11	RESTART_FBK2	Input	Feedback/Restart2
12	OUT_STATUS2	Output	Programmable signal output
13	24VDC	–	24VDC power supply
14	24VDC	–	24VDC power supply
15	0VDC	–	0VDC power supply
16	0VDC	–	0VDC power supply
17	OSSD4_A	Output	Static safety output 4
18	OSSD4_B	Output	
19	RESTART_FBK4	Input	Feedback/Restart 4
20	OUT_STATUS4	Output	Programmable signal output
21	OSSD3_A	Output	Static safety output 3
22	OSSD3_B	Output	
23	RESTART_FBK3	Input	Feedback/Restart 3
24	OUT_STATUS3	Output	Programmable signal output

Please see the Reer MOSAIC Supplemental Manual for basic wiring examples.

ReeR MOSAIC Accessories




ReeR MOSAIC MSC-C Connector

The ReeR MOSAIC (MODular SAfety Integrated Controller) MSC-C Safety Communication Connector with terminal end caps (MSCPC) permits communication between various system units. Required to connect any additional cards to the MOSAIC-M1.

Features

- 5-way connector for communication among MOSAIC modules
- Comes in the box with all expansion modules and only needed for the M1 unit



MOSAIC-MSC-C



MOSAIC MSC-C Expansion Unit		
Part Number	Price	Description
MOSAIC-MSC-C	\$14.00	Safety communication connector with terminal end caps (MSCPC). Permits communication between various system units.

Note: See product manual for complete details.

Note: To obtain the most current agency approval information, see the Agency Approval Checklist section on the specific part number's web page.

ReeR MOSAIC MCM Memory Card

The ReeR MOSAIC (MODular SAfety Integrated Controller) MCM Memory Card is a proprietary removable memory card that can be used to save MOSAIC configuration data for subsequent transfer to a new device without using a PC.

MOSAIC-CSU		
Part Number	Price	Description
MOSAIC-MCM	\$29.00	Proprietary removable memory card that can be used to save MOSAIC configuration data for subsequent transfer to a new device without using a PC.

Note: See product manual for complete details.

Note: To obtain the most current agency approval information, see the Agency Approval Checklist section on the specific part number's web page.



ReeR MOSAIC CSU Cable

The ReeR MOSAIC (MODular SAfety Integrated Controller) CSU cable is an interconnection cable used to connect the MOSAIC M1 to a PC for programming with the MSD configuration software.

Features

- Type A USB connector on one end for connection to the PC
- Type B mini-USB connector on the other end for connection to the M1 module
- Cable length is 1.8 m (5.91 ft)



MOSAIC-CSU



MOSAIC-CSU		
Part Number	Price	Description
MOSAIC-CSU	\$14.00	Interconnection cable used to connect the MOSAIC M1 to a PC for programming with the MSD configuration software.

Note: See product manual for complete details.

MOSAIC



MODULAR SAFETY INTEGRATED CONTROLLER

A unique safety controller that's modular, expandable and configurable for managing all safety functions of a single machine or an entire plant. Offers cost reductions with minimal wiring.

COMMS



MOSAIC-MBEI
Expansion unit for connection to the industrial Fieldbus: EtherNet/IP.



MOSAIC-MBEM
Expansion unit for connection to the industrial Fieldbus: ModBus TCP/IP.

INPUTS



MOSAIC-MI8
Input expansion unit. Eight digital inputs and four test outputs. Screw contacts.



MOSAIC-MI16
Input expansion unit. Sixteen digital inputs and four test outputs. Screw contacts.

I/O EXPANSION UNIT

MOSAIC-MI8O2


Eight digital inputs, two inputs for Start/Restart interlock and device monitoring (EDM), two OSSD pairs, four test outputs and two programmable digital signal outputs. Screw contacts.



ACCESSORIES

MOSAIC-MSC-C

Safety communication bus connector and terminal end caps. Required to connect additional module to MOSAIC-M1.



MOSAIC-CSU

Type A USB to Mini-USB cable connects MOSAIC M1 to PC for configuration with MSD configuration software.




MOSAIC-MCM

Type A USB to Mini-USB cable connects MOSAIC M1 to PC for configuration with MSD configuration software.



MOSAIC-M1

Main unit able to control any other expansion modules. Eight digital inputs, two inputs for Start/Stop interlock and device monitoring (EDM), two OSSD pairs, four test outputs and two programmable digital signal outputs. Screw contacts.



The M1 module may be used stand-alone...

- 8 Inputs
- 2 EDM/RST
- 2 Safety Outputs
- 2 Status Outputs

...or with up to 14 additional modules*

- 128 Inputs
- 16 EDM/RST
- 16 Safety Outputs
- 32 Status Outputs

*No more than four of any one type of module

SAFETY RELAYS

MOSAIC-MR2

Two relays – two N.O. + one N.C. connectable to one OSSD pair + one N.C. contact for external device monitoring. Two safety relays with guided contacts. Screw contacts.



MOSAIC-MR4

Four relays – four N.O. + two N.C. connectable to two OSSD pair + two N.C. contacts for external device monitoring. Four safety relays with guided contacts. Screw contacts.



These extension relays can connect to the outputs on the M1 or to any of the output cards

OUTPUTS

MOSAIC-MO2

Output expansion unit. Two inputs for Start/Stop interlock and device monitoring (EDM), two OSSD pairs and two programmable digital signal outputs. Screw contacts.



MOSAIC-MO4

Output expansion unit. Four inputs for Start/Stop interlock and device monitoring (EDM), four OSSD pairs and four programmable digital signal outputs. Screw contacts.



MOSAIC-MOR4

Safety relay expansion unit with configurable outputs. Four single channel outputs (safety category 1 or 2) or two dual channel outputs (safety category 4). Screw contacts.



MOSAIC-MOR4-S8

Safety relay expansion unit with configurable outputs. Four single channel outputs (safety category 1 or 2) or two dual channel outputs (safety category 4). Eight programmable digital signal outputs. Screw contacts.



STATUS OUTPUTS

MOSAIC-MOS8

Automation expansion module with eight programmable digital signal outputs. Screw contacts



MOSAIC-MOS16

Automation expansion module with 16 programmable digital signal outputs. Screw contacts.



Safety Products



Warning: Safety products sold by AutomationDirect are Safety components only. The purchaser/installer is solely responsible for the application of these components and ensuring all necessary steps have been taken to assure each application and use meets all performance and applicable safety requirements and/or local, national and/or international safety codes as required by the application. AutomationDirect cannot certify that our products, used solely or in conjunction with other AutomationDirect or other vendors' products, will assure safety for any application. Any person using or applying any products sold by AutomationDirect is responsible for learning the safety requirements for their individual application and applying them, and therefore assumes all risks, and accepts full and complete responsibility, for the selection and suitability of the product for their respective application. AutomationDirect does not provide design or consulting services, and cannot advise whether any specific application or use of our products would ensure compliance with the safety requirements for any application.