

# 3P Series Molded Case Circuit Breakers – Accessories

## Field Mountable Accessories


### Rotary Handle

A universal rotary handle is available for each frame size of molded case circuit breaker. The handles are suitable for use with NEMA 1, 12, 4 or 4x enclosures. Features include:

- Large handle easily accommodates gloves
- Global ON/OFF markings (I/ON, O/OFF) and TRIP indication on handle
- Access Handle Lock-Off by pressing arrow on handle insert
- Door interlock and defeater
- Metal shaft and base
- Pipe valve operation (ON=Vertical, OFF=Horizontal) with 90 degree rotation
- UL 489, IEC 947-1/-2, CSA



**GHMVD12B**




**HM1R12X**

Rotary Handle Accessory Selection Guide		
Part Number	Price	Description
<b>GHMVD06B</b>	\$67.00	NEMA 1/12 black rotary handle for G-Frame MCCB. Shaft length: 6"
<b>GHMVD12B</b>	\$74.00	NEMA 1/12 black rotary handle for G-Frame MCCB. Shaft length: 12"
<b>FHMVD12B</b>	\$74.00	NEMA 1/12 black rotary handle for F-Frame MCCB. Shaft length: 12"
<b>HM1R12X</b>	\$106.00	NEMA 4/4X black rotary handle for F-Frame MCCB. Shaft length: 12"
<b>HM1R24X</b>	\$120.00	NEMA 4/4X black rotary handle for F-Frame MCCB. Shaft length: 24"
<b>KHMVD12B</b>	\$108.00	NEMA 1/12 black rotary handle for K-Frame MCCB. Shaft length: 12"
<b>HM3R12X</b>	\$131.00	NEMA 4/4X black rotary handle for K-Frame MCCB. Shaft length: 12"
<b>HM3R24X</b>	\$146.00	NEMA 4/4X black rotary handle for K-Frame MCCB. Shaft length: 24"
<b>LHMVD12B</b>	\$125.00	NEMA 1/12 black rotary handle for L-Frame MCCB. Shaft length: 12"
<b>HM4R12X</b>	\$170.00	NEMA 4/4X black rotary handle for K-Frame MCCB. Shaft length: 12"
<b>HM4R24X</b>	\$179.00	NEMA 4/4X black rotary handle for K-Frame MCCB. Shaft length: 24"

### Flex Shaft™ Flexible Handle

Meeting crucial time limits for shutdown procedures is easier with an externally mounted handle. The flexible handle makes it possible to operate the circuit breaker externally, and can be used in enclosures of varying depths and heights. It can be used with NEMA 1, NEMA 3R and NEMA 12 enclosures, and accepts up to three padlock shackles.

**Note:** A minimum bending radius of four inches is necessary for proper operation.




**F0S03C**

Flexible Handle Accessory Selection Guide		
Part Number	Price	Description
<b>F0S03C</b>	\$291.00	NEMA 1/12 flex shaft cable operator for G-Frame MCCB. Cable length: 3'
<b>F0S06C</b>	\$325.00	NEMA 1/12 flex shaft cable operator for G-Frame MCCB. Cable length: 6'
<b>F1S03C</b>	\$325.00	NEMA 1/12 flex shaft cable operator for F-Frame MCCB. Cable length: 3'
<b>F1S06C</b>	\$352.00	NEMA 1/12 flex shaft cable operator for F-Frame MCCB. Cable length: 6'
<b>F3S03C</b>	\$387.00	NEMA 1/12 flex shaft cable operator for K-Frame MCCB. Cable length: 3'
<b>F3S06C</b>	\$409.00	NEMA 1/12 flex shaft cable operator for K-Frame MCCB. Cable length: 6'
<b>F4S04C</b>	\$444.00	NEMA 1/12 flex shaft cable operator for L-Frame MCCB. Cable length: 4'
<b>F4S06C</b>	\$512.00	NEMA 1/12 flex shaft cable operator for L-Frame MCCB. Cable length: 6'

# 3P Series Molded Case Circuit Breakers – Accessories

## Field Mountable Accessories

### Auxiliary Contact



**A1X3PK**

The auxiliary contact provides circuit breaker contact status information by monitoring the position of the molded cross bar which contains the moving contact arms. The auxiliary switch is used for remote indication and interlock system verification, and consists of one SPDT switch housed in a plug-in module. Each SPDT switch has one 'a' and one 'b' contact. When the circuit breaker contacts are open, the 'a' contact is open and the 'b' contact is closed.


**Note:** Field installable auxiliary contacts are not available for the G and F frame breakers. For G and F frame auxiliary contacts, order breakers with -AUX as part of the part number. Please see G and F-frame sections for available selections.

Auxiliary Contact Accessory Selection Guide		
Part Number	Price	Description
<b>A1X3PK</b>	\$191.00	Field installable auxiliary contact for K-Frame MCCB, SPDT, 18" pigtail leads
<b>A1X4PK</b>	\$196.00	Field installable auxiliary contact for L-Frame MCCB, SPDT, 18" pigtail leads

K-Frame Electrical Ratings <sup>1,2</sup>					
	Max Volts	Frequency	Max Amperes	Dielectric Withstand Voltage	Notes
<b>K-Frame Auxiliary Switch</b>	600	50/60 Hz	6	2500	1. Endurance: 5000 electrical operations plus 1000 mechanical operations. 2. Pigtail wire size: 18 AWG (0.82 mm <sup>2</sup> ) 3. Non-inductive load
	125	DC	0.50 <sup>3</sup>		
	250	DC	0.25 <sup>3</sup>		

L-Frame Electrical Ratings <sup>1,2</sup>					
	Max Volts	Frequency	Max Amperes	Dielectric Withstand Voltage	Notes
<b>L-Frame Auxiliary Switch</b>	600	50/60 Hz	6	2500	1. Endurance: 5000 electrical operations plus 1000 mechanical operations. 2. Pigtail wire size: 18 AWG (0.82 mm <sup>2</sup> ) 3. Non-inductive load
	125	DC	0.50 <sup>3</sup>		
	250	DC	0.25 <sup>3</sup>		

### Undervoltage Release



**UVH3LP21K**

This product monitors a voltage (typically a line voltage) and trips the circuit breaker when the voltage falls to between 70% and 35% of the solenoid coil rating. It consists of a continuous rated solenoid, with a plunger and tripping lever mounted in a plug-in module.

**Note:** The undervoltage release is a pre-installed accessory on G-Frame and F-Frame breakers.

Undervoltage Release Accessory Selection Guide		
Part Number	Price	Description
<b>UVH3LP08K</b>	\$296.00	Field installable 110 - 127 VAC undervoltage release for K-Frame MCCB
<b>UVH4LP08K</b>	\$317.00	Field installable 110 - 127 VAC undervoltage release for L-Frame MCCB
<b>UVH3LP21K</b>	\$296.00	Field installable 24 VDC undervoltage release for K-Frame MCCB
<b>UVH4LP21K</b>	\$340.00	Field installable 24 VDC undervoltage release for L-Frame MCCB

<b>K-Frame Undervoltage Release Mechanism</b>	Supply Voltage	Dropout Voltage		Pickup Voltage	VA	Notes
		Min	Max	Max		
	24 VDC	8.4	16.8	20.4	3.1	1. Endurance: 5000 electrical operations plus 1000 mechanical operations. 2. 50/60 Hz
	110 VAC <sup>2</sup>				1.8	
	120 VAC <sup>2</sup>	44.5	77.0	93.5	2.1	
	127 VAC <sup>2</sup>				2.4	

<b>L-Frame Undervoltage Release Mechanism</b>	Supply Voltage	Dropout Voltage		Pickup Voltage	VA	Notes
		Min	Max	Max		
	24 VDC	8.4	16.8	20.4	3.1	1. Endurance: 5000 electrical operations plus 1000 mechanical operations. 2. 50/60 Hz
	110 VAC <sup>2</sup>				1.8	
	120 VAC <sup>2</sup>	44.5	77.0	93.5	2.1	
	127 VAC <sup>2</sup>				2.4	

# 3P Series Molded Case Circuit Breakers – Accessories

## Field Mountable Accessories

### Shunt Trip

The Shunt Trip provides remote controlled tripping of the circuit breaker. Consisting of an intermittent rated solenoid with a tripping plunger and a cutoff switch assembled to a plug-in module, shunt trip coils are designed to be applied at specific AC or DC voltages.



**SNT3P04K**

Shunt Trip Accessory Selection Guide		
Part Number	Price	Description
<b>SNT3P11K</b>	\$296.00	Field installable 110/240 VAC / 110/125 VDC shunt trip for K-Frame MCCB.
<b>SNT4RP11K</b>	\$340.00	Field installable 110/240 VAC shunt trip for L-Frame MCCB
<b>SNT3P04K</b>	\$296.00	Field installable 12/24 VAC/DC shunt trip for K-Frame MCCB
<b>SNT4RP03K</b>	\$340.00	Field installable 12/24 VAC/DC shunt trip for L-Frame MCCB

K-Frame Shunt Trip	Supply Voltage	Min Operating Voltage	VA	Supply Voltage	Min Operating Voltage	VA	Notes
	VAC 50/60 Hz			VDC			
	12	9	45	12	8.4	35	
24	200		24	—	170		
	60	110	100	110	77	110	
		120	120	120	77	130	
		127	140	125	77	140	
		208	420	—	—	—	
		220	470	—	—	—	
		240	550	—	—	—	

1. Endurance: 5000 electrical operations plus 1000 mechanical operations.  
2. Approx. unlatching time: 6 ms  
Approx. total circuit breaker contact opening time: 8 ms

L-Frame Shunt Trip	Supply Voltage	Min Operating Voltage	VA	Supply Voltage	Min Operating Voltage	VA	Notes
	VAC 50/60 Hz			VDC			
	12	9	45	12	9	35	
24	200		24	—	170		
	60	110	100	—	—	—	
		120	120	—	—	—	
		127	140	—	—	—	
		208	420	—	—	—	
		220	470	—	—	—	
		240	550	—	—	—	


1. Endurance: 5000 electrical operations plus 1000 mechanical operations.  
2. Approx. unlatching time: 6 ms  
Approx. total circuit breaker contact opening time: 18 ms

# 3P Series Molded Case Circuit Breakers – Accessories

## Field Mountable Accessories

### Six-wire Connector

This is a field installable multi-wire connector which allows six wires to be connected to the load side (OFF) end terminals. It is used to distribute the load from the circuit breaker to multiple devices without the use of separate distribution terminal blocks. UL listed for copper only as used on the load side (OFF) end. Includes mounting hardware, insulators and tin-plated aluminum connectors.




**3TA100G6K**

Six-wire Connector Accessory Selection Guide		
Part Number	Price	Description
<b>3TA100G6K</b>	\$52.00	For G-Frame MCCBs. Pkg. of 3. Wire size: 14 - 6 AWG, copper
<b>3TA150F6K</b>	\$52.00	For F-Frame MCCBs. Pkg. of 3. Wire size: 14 - 6 AWG, copper

### Replacement Lug Kit

Line and load terminals provide wire connecting capabilities for specific ranges of continuous current ratings and wire types. Replacement lugs will accept wire types Cu/Al as standard.



**3TA401K**

Replacement Lug Kit Accessory Selection Guide		
Part Number	Price	Description
<b>3TA225FD</b>	\$78.00	Replacement lug kit for F-Frame MCCB. Wire range (1) #4-4/0 (25-95 mm <sup>2</sup> ). Package of (3) terminals.
<b>3TA401K</b>	\$82.00	Replacement lug kit for K-Frame MCCB. Wire range (2) 2/0-250 kcmil or (1) 2/0-500 kcmil (70-240 mm <sup>2</sup> ). 3-pole kit (one terminal per pole and one terminal cover).
<b>3TA603LDK</b>	\$102.00	Replacement lug kit for L-Frame MCCB. 3-pole kit (one terminal per pole and one terminal cover). Wire range 400-500 AWG (185-240 mm <sup>2</sup> ), 2 conductors.

*Note: G-frame terminals are factory-installed only. No replacement terminals available.*

### Din Rail Mounting Clip

Din Rail Mount Clip Accessory Selection Guide		
Part Number	Price	Description
<b>GDIN</b>	\$9.25	Clip for mounting G-Frame to 35 mm Din rail. Mounting hardware included. Pkg of 1



**GDIN**

### NEMA 12 Safety Door Hardware

Type C361 door interlocking safety handle kits are designed for use with AutomationDirect 3P series MCCBs and flexible handle, when mounted in an SDN12, or equivalent, enclosure. These handles secure the SDN12 enclosure, protecting against unauthorized entry while the MCCB is in the ON position. Use them on enclosures with right side flanges only and material thickness from 16 gauge through 3/16". All mounting hardware is included for enclosures up to 40" tall. The addition of the C361KR roller kit is necessary for enclosures taller than 40" that require a 3-point latch. See SDN12 Enclosures section for enclosure specifications

Safety Door Hardware Selection Guide		
Part Number	Price	Description
<b>C361KJ4</b>	\$236.00	Handle length: 4". Mounting hardware included for enclosures up to 40" tall. For taller enclosures that require a 3-point latch, the C361KR (purchase separately) will also be needed.
<b>C361KJ6</b>	\$248.00	Handle length: 6". Mounting hardware included for enclosures up to 40" tall. For taller enclosures that require a 3-point latch, the C361KR (purchase separately) will also be needed.
<b>C361KR</b>	\$53.00	Door Interlocking safety roller kit for use with the C361KJ4 and C361KJ6 safety handle kits when the SDN12 series enclosure is taller than 40 inches and 3-point latching is required. Kit includes roller and all hardware.

*Note: The 1/4" x 1/2" standard mill rectangular locking bar is not supplied with these kits. The bar is supplied with the enclosures.*



**Safety Handle shown on enclosure**