




LUTZE SUPERFLEX® PVC Control Cable



Unshielded High Flexing Control Cable



Shielded High Flexing Control Cable

LUTZE SUPERFLEX® control cable from AutomationDirect is available in sizes from 21AWG to 12AWG with 3 to 34 unshielded conductors. Individual conductors are bare copper and stranded for flexibility, with black PVC/Nylon insulation and marked with numbers for easy identification. A convenient insulated ground conductor, green with a yellow stripe, is included in the conductor count of each cable.

Well suited for articulated drag chain (C-tracks) installations where moderate to high performance is required. Designed for flexing in short to medium length drag chains.

LUTZE SUPERFLEX® PVC is offered with High Glide TPE insulation and with a specially formulated PVC jacket. The PVC outer jacket is resistant to sunlight, oil, and moisture penetration, making this cable suitable for indoor wet and dry applications or outdoor installations.


With multiple ratings and approvals, LUTZE SUPERFLEX® PVC multi-conductor control cable has the versatility to meet a wide range of industrial applications. These flexible multi-conductor cables provide an economical way to organize and simplify control wiring in machines and facilities. Suitable for continuous flexing applications, these cables are ideal for both stationary and flexing applications with limited mechanical stress and free movement without any tensile stress, loads or forced movements.

Available cut to length in 1 foot increments with a 20 foot minimum length.

Features

- 21AWG to 12AWG, 3 to 34 conductors including an equal size green/yellow ground
- Unshielded and shielded constructions
- Individual conductors have black PVC/TPE insulation and are marked with identification numbers
- Oil resistant PVC outer jacket
- UV resistant PVC outer jacket
- Multiple ratings and approvals include cUL AWM Style 2586; CE, RoHS, REACH
- Flexible for ease of installation
- Designed for linear constant motion
- Ideal for C-Track dragchain installations
- Cut to length in 1 foot increments
- Low 20 foot minimum length
- Made in the USA

Flex Cycles					
	Traveling Distances	Bending Radius	Speed	Acceleration	Cycles
A148 Series	< 16ft / 5m	> 12 Ø	< 3m/s	< 5m/s ²	10,000,000
	< 49ft / 15m	> 10 Ø	< 5m/s	< 10m/s ²	5,000,000
A149 Series	< 16ft / 5m	> 15 Ø	< 3m/s	< 5m/s ²	10,000,000
	< 49ft / 15m	> 12 Ø	< 5m/s	< 10m/s ²	5,000,000






0.5mm² (20AWG) Shielded Continuous Flexing Control Cable

0.5mm ² (20AWG) Continuous Flexing Control Cable Specifications (Shielded)			
Conductors Gauge & Stranding	0.5 mm2 (20AWG) 28x0.15 bare copper	Conductor Insulation	TPE High Glide with green/yellow ground
Voltage Ratings	600V per UL	Conductor Markings	Black with White numbers
	Tested to 3000V	Outer Jacket	Gray PVC
Min. Bend Radius	Moving, 10.0 x diameter	UV Resistance	Yes, UL 1581
	Fixed, 6.0 x diameter	Oil Resistance	Yes
		Flame Retardant	Per UL VW-1, FT-1, DIN EN 50265-2-1 FT1
Temperature Ratings	Moving, 5°F to +194°F (-15°C to +90°C)	Silicone-free	Yes
	Fixed, -40°F to +221°F (-40°C to +105°C)	Approvals	cUL AWM Style 2586, CE, RoHS, REACH
		Sample Print Legend	LUTZE SUPERFLEX® N PVC CONSTANT FLEXING CABLE OIL RESISTANT FRPP/ PVC A14920XX XG0.5 MM2 (AWG20/XC) E197090 cURus AWM STYLE 2586 105C 600V VW-1 AWM I/II A/B 105C 600V FT1 ROHS DATE CODE CE-40

0.5mm ² (20AWG) Continuous Flexing Control Cable (Shielded)							
Part Number	Number of Conductors (includes ground)	AWG	Strand	Maximum O.D. (Inches ±10%)	Minimum Cut Length (ft)*	Approximate Weight (lb/ft)	Price per foot
A1492003-1	3	20	28	0.264	20	0.053	\$2.20
A1492004-1	4	20	28	0.280	20	0.060	\$2.50
A1492005-1	5	20	28	0.307	20	0.074	\$2.80
A1492007-1	7	20	28	0.354	20	0.098	\$3.19

* See web store for maximum cut lengths




Please Note: Our prices on Flexing Control Cable are closely tied to the market price for copper. This allows us to offer the best savings possible if conditions are favorable; however, it also means that our prices may increase if market conditions warrant.



0.5mm² (20AWG) Shielded Continuous Flexing Control Cable

0.5mm ² (20AWG) Continuous Flexing Control Cable (Shielded)							
Part Number	Number of Conductors (includes ground)	AWG	Strand	Maximum O.D. (Inches ±10%)	Minimum Cut Length (ft)*	Approximate Weight (lb/ft)	Price per foot
A1492012-1	12	20	28	0.429	20	0.141	\$4.48
A1492018-1	18	20	28	0.492	20	0.194	\$5.84

* See web store for maximum cut lengths



Please Note: Our prices on Flexing Control Cable are closely tied to the market price for copper. This allows us to offer the best savings possible if conditions are favorable; however, it also means that our prices may increase if market conditions warrant.



1.0 mm² (18AWG) Shielded Continuous Flexing Control Cable

1.0 mm ² (18AWG) Continuous Flexing Control Cable Specifications (Shielded)			
Conductors Gauge & Stranding	1.0 mm ² (18AWG) 56x0.15 bare copper	Conductor Insulation	TPE High Glide with green/yellow ground
Voltage Ratings	600V per UL	Conductor Markings	Black with White numbers
	Tested to 3000V	Outer Jacket	Gray PVC
Min. Bend Radius	Moving, 10.0 x diameter	UV Resistance	Yes, UL 1581
	Fixed, 6.0 x diameter	Oil Resistance	Yes
		Flame Retardant	Per UL VW-1, FT-1, DIN EN 50265-2-1 FT1
Temperature Ratings	Moving, 5°F to +194°F (-15°C to +90°C)	Silicone-free	Yes
		Approvals	cUL AWM Style 2586, CE, RoHS, REACH
	Fixed, -40°F to +221°F (-40°C to +105°C)	Sample Print Legend	LUTZE SUPERFLEX® N PVC CONSTANT FLEXING CABLE OIL RESISTANT FRPP/ PVC A14918XX XG1.0 MM2 (AWG18/XC) E197090 cURus AWM STYLE 2586 105C 600V VW-1 AWM I/II A/B 105C 600V FT1 ROHS DATE CODE CE-40

1.0 mm ² (18AWG) Multi-Conductor Flexing Control Cable (Shielded)							
Part Number	Number of Conductors (includes ground)	AWG	Strand	Maximum O.D. (Inches ±10%)	Minimum Cut Length (ft)*	Approximate Weight (lb/ft)	Price per foot
A1491803-1	3	18	56	0.303	20	0.074	\$2.57
A1491804-1	4	18	56	0.331	20	0.089	\$3.02
A1491805-1	5	18	56	0.354	20	0.105	\$3.49
A1491807-1	7	18	56	0.429	20	0.151	\$4.27

* See web store for maximum cut lengths




Please Note: Our prices on Flexing Control Cable are closely tied to the market price for copper. This allows us to offer the best savings possible if conditions are favorable; however, it also means that our prices may increase if market conditions warrant.



1.0 mm² (18AWG) Shielded Continuous Flexing Control Cable

1.0 mm ² (18AWG) Continuous Flexing Control Cable (Shielded)							
Part Number	Number of Conductors (includes ground)	AWG	Strand	Maximum O.D. (Inches ±10%)	Minimum Cut Length (ft)*	Approximate Weight (lb/ft)	Price per foot
A1491812-1	12	18	56	0.508	20	0.213	\$6.06
A1491818-1	18	18	56	0.579	20	0.293	\$8.11

* See web store for maximum cut lengths



Please Note: Our prices on Flexing Control Cable are closely tied to the market price for copper. This allows us to offer the best savings possible if conditions are favorable; however, it also means that our prices may increase if market conditions warrant.




1.5 mm² (16AWG) Shielded Continuous Flexing Control Cable

1.5 mm ² (16AWG) Continuous Flexing Control Cable Specifications (Shielded)			
Conductors Gauge & Stranding	1.5mm2 (16AWG) 82x0.15 bare copper	Conductor Insulation	TPE High Glide with green/yellow ground
Voltage Ratings	600V per UL	Conductor Markings	Black with White numbers
	Tested to 3000V	Outer Jacket	Gray PVC
Min. Bend Radius	Moving, 10.0 x diameter	UV Resistance	Yes, UL 1581
	Fixed, 6.0 x diameter	Oil Resistance	Yes
Temperature Ratings	Moving, 5°F to +194°F (-15°C to +90°C)	Flame Retardant	Per UL VW-1, FT-1, DIN EN 50265-2-1 FT1
		Silicone-free	Yes
	Fixed, -40°F to +221°F (-40°C to +105°C)	Approvals	cUL AWM Style 2586, CE, RoHS, REACH
		Sample Print Legend	LUTZE SUPERFLEX® N PVC CONSTANT FLEXING CABLE OIL RESISTANT FRPP/ PVC A14916XX XG1.5 MM2 (AWG16/XC) E197090 cURus AWM STYLE 2586 105C 600V VW-1 AWM I/II A/B 105C 600V FT1 ROHS DATE CODE CE-40

1.5 mm ² (16AWG) Continuous Flexing Control Cable (Shielded)							
Part Number	Number of Conductors (includes ground)	AWG	Strand	Maximum O.D. (Inches ±10%)	Minimum Cut Length (ft)*	Approximate Weight (lb/ft)	Price per foot
A1491603-1	3	16	82	0.346	20	0.098	\$3.08
A1491604-1	4	16	82	0.378	20	0.118	\$3.80
A1491605-1	5	16	82	0.421	20	0.147	\$4.39
A1491607-1	7	16	82	0.488	20	0.201	\$5.46
A1491612-1	12	16	82	0.579	20	0.285	\$7.74

* See web store for maximum cut lengths



Please Note: Our prices on Flexing Control Cable are closely tied to the market price for copper. This allows us to offer the best savings possible if conditions are favorable; however, it also means that our prices may increase if market conditions warrant.




2.5 mm² (14AWG) Shielded Continuous Flexing Control Cable

2.5 mm ² (14AWG) Continuous Flexing Control Cable Specifications (Shielded)			
Conductors Gauge & Stranding	2.5 mm ² (14AWG) 132 x 0.15 bare copper	Conductor Insulation	TPE High Glide with green/yellow ground
Voltage Ratings	600V per UL	Conductor Markings	Black with White numbers
	Tested to 3000V	Outer Jacket	Gray PVC
Min. Bend Radius	Moving, 10.0 x diameter	UV Resistance	Yes, UL 1581
	Fixed, 6.0 x diameter	Oil Resistance	Yes
Temperature Ratings	Moving, 5°F to +194°F (-15°C to +90°C)	Flame Retardant	Per UL VW-1, FT-1, DIN EN 50265-2-1 FT1
		Silicone-free	Yes
	Fixed, -40°F to +221°F (-40°C to +105°C)	Approvals	cUL AWM Style 2586, CE, RoHS, REACH
		Sample Print Legend	LUTZE SUPERFLEX® N PVC CONSTANT FLEXING CABLE OIL RESISTANT FRPP/ PVC A14914XX XG2.5 MM2 (AWG14/XC) E197090 cURus AWM STYLE 2586 105C 600V VW-1 AWM I/II A/B 105C 600V FT1 ROHS DATE CODE CE-40

2.5 mm ² (14AWG) Continuous Flexing Control Cable (Shielded)							
Part Number	Number of Conductors (includes ground)	AWG	Strand	Maximum O.D. (Inches ± 10%)	Minimum Cut Length (ft)**	Approximate Weight (lb/ft)	Price per foot
A1491404-1	4	14	134	0.433	20	0.146	\$4.74
A1491405-1	5	14	134	0.472	20	0.200	\$5.55
A1491407-1	7	14	134	0.551	20	0.271	\$7.28

* See web store for maximum cut lengths



Please Note: Our prices on Flexing Control Cable are closely tied to the market price for copper. This allows us to offer the best savings possible if conditions are favorable; however, it also means that our prices may increase if market conditions warrant.




4mm² (12AWG) Shielded Continuous Flexing Control Cable

4mm ² (12AWG) Continuous Flexing Control Cable Specifications (Shielded)			
Conductors Gauge & Stranding	4 mm2 (12AWG) 224x0.15 bare copper	Conductor Insulation	TPE High Glide with green/yellow ground
Voltage Ratings	600V per UL	Conductor Markings	Black with White numbers
	Tested to 3000V	Outer Jacket	Gray PVC
Min. Bend Radius	Moving, 10.0 x diameter	UV Resistance	Yes, UL 1581
	Fixed, 6.0 x diameter	Oil Resistance	Yes
Temperature Ratings	Moving, 5°F to +194°F (-15°C to +90°C)	Flame Retardant	Per UL VW-1, FT-1, DIN EN 50265-2-1 FT1
	Fixed, -40°F to +221°F (-40°C to +105°C)	Silicone-free	Yes
		Approvals	cUL AWM Style 2586, CE, RoHS, REACH
		Sample Print Legend	LUTZE SUPERFLEX® N PVC CONSTANT FLEXING CABLE OIL RESISTANT FRPP/ PVC A14812XX XG4.0 MM2 (AWG12/XC) E197090 cURus AWM STYLE 2586 105C 600V VW-1 AWM I/II A/B 105C 600V FT1 ROHS DATE CODE CE-40

4mm ² (12AWG) Continuous Flexing Control Cable (Shielded)							
Part Number	Number of Conductors (includes ground)	AWG	Strand	Maximum O.D. (Inches ±10%)	Minimum Cut Length (ft)*	Approximate Weight (lb/ft)	Price per foot
A1491204-1	4	12)	224	0.520	20	0.254	\$6.96

* See web store for maximum cut lengths



Please Note: Our prices on Flexing Control Cable are closely tied to the market price for copper. This allows us to offer the best savings possible if conditions are favorable; however, it also means that our prices may increase if market conditions warrant.