




LUTZE SUPERFLEX® PVC Control Cable



Unshielded High Flexing Control Cable



Shielded High Flexing Control Cable

LUTZE SUPERFLEX® control cable from AutomationDirect is available in sizes from 21AWG to 12AWG with 3 to 34 unshielded conductors. Individual conductors are bare copper and stranded for flexibility, with black PVC/Nylon insulation and marked with numbers for easy identification. A convenient insulated ground conductor, green with a yellow stripe, is included in the conductor count of each cable.

Well suited for articulated drag chain (C-tracks) installations where moderate to high performance is required. Designed for flexing in short to medium length drag chains.

LUTZE SUPERFLEX® PVC is offered with High Glide TPE insulation and with a specially formulated PVC jacket. The PVC outer jacket is resistant to sunlight, oil, and moisture penetration, making this cable suitable for indoor wet and dry applications or outdoor installations.


With multiple ratings and approvals, LUTZE SUPERFLEX® PVC multi-conductor control cable has the versatility to meet a wide range of industrial applications. These flexible multi-conductor cables provide an economical way to organize and simplify control wiring in machines and facilities. Suitable for continuous flexing applications, these cables are ideal for both stationary and flexing applications with limited mechanical stress and free movement without any tensile stress, loads or forced movements.

Available cut to length in 1 foot increments with a 20 foot minimum length.

Features

- 21AWG to 12AWG, 3 to 34 conductors including an equal size green/yellow ground
- Unshielded and shielded constructions
- Individual conductors have black PVC/TPE insulation and are marked with identification numbers
- Oil resistant PVC outer jacket
- UV resistant PVC outer jacket
- Multiple ratings and approvals include cUL AWM Style 2586; CE, RoHS, REACH
- Flexible for ease of installation
- Designed for linear constant motion
- Ideal for C-Track dragchain installations
- Cut to length in 1 foot increments
- Low 20 foot minimum length
- Made in the USA

Flex Cycles					
	Traveling Distances	Bending Radius	Speed	Acceleration	Cycles
A148 Series	< 16ft / 5m	> 12 Ø	< 3m/s	< 5m/s ²	10,000,000
	< 49ft / 15m	> 10 Ø	< 5m/s	< 10m/s ²	5,000,000
A149 Series	< 16ft / 5m	> 15 Ø	< 3m/s	< 5m/s ²	10,000,000
	< 49ft / 15m	> 12 Ø	< 5m/s	< 10m/s ²	5,000,000






0.5 mm² (21AWG) Unshielded Continuous Flexing Control Cable

0.5 mm ² (21AWG) Continuous Flexing Control Cable Specifications (Unshielded)			
Conductors Gauge & Stranding	0.5 mm ² (21AWG) 28x0.15 bare copper	Outer Jacket	Gray PVC
Voltage Ratings	600V per UL	UV Resistance	Yes, UL 1581
	Tested to 3000V	Oil Resistance	Yes
Min. Bend Radius	Moving, 7.5 x diameter	Flame Retardant	Per UL VW-1, FT-1, DIN EN 50265-2-1 FT1
	Fixed, 4.0 x diameter	Silicone-free	Yes
Temperature Ratings	Moving, 5°F to +194°F (-15°C to +90°C)	Approvals	cUL AWM Style 2586, CE, RoHS, REACH
	Fixed, -40°F to +221°F (-40°C to +105°C)		
Conductor Insulation	TPE High Glide with green/yellow ground	Sample Print Legend	LUTZE SUPERFLEX® N PVC CONSTANT FLEXING CABLE OIL RESISTANT FRPP/ PVC A14820XX XG0.5 MM2 (AWG21/XC) E197090 cURus AWM STYLE 2586 105C 600V VW-1 AWM I/II A/B 105C 600V FT1 ROHS DATE CODE CE-40
Conductor Markings	Black with White numbers		

0.5 mm ² (21AWG) Continuous Flexing Control Cable (Unshielded)							
Part Number	Number of Conductors (includes ground)	AWG	Strand	Maximum O.D. (Inches ±10%)	Minimum Cut Length (ft)*	Approximate Weight (lb/ft)	Price per foot
A1482003-1	3	0.5 mm ² (21AWG)	28	0.205	20	0.029	\$0.99
A1482004-1	4	0.5 mm ² (21AWG)	28	0.220	20	0.034	\$1.59
A1482005-1	5	0.5 mm ² (21AWG)	28	0.240	20	0.042	\$2.14
A1482007-1	7	0.5 mm ² (21AWG)	28	0.283	20	0.058	\$2.55
A1482012-1	12	0.5 mm ² (21AWG)	28	0.339	20	0.083	\$3.78

* See web store for maximum cut lengths




Please Note: Our prices on Flexing Control Cable are closely tied to the market price for copper. This allows us to offer the best savings possible if conditions are favorable; however, it also means that our prices may increase if market conditions warrant.



0.5 mm² (21AWG) Unshielded Continuous Flexing Control Cable

0.5 mm ² (21AWG) Continuous Flexing Control Cable (Unshielded)							
Part Number	Number of Conductors (includes ground)	AWG	Strand	Maximum O.D. (Inches ±10%)	Minimum Cut Length (ft)*	Approximate Weight (lb/ft)	Price per foot
A1482018-1	18	0.5 mm ² (21AWG)	28	0.406	20	0.125	\$4.85
A1482025-1	25	0.5 mm ² (21AWG)	28	0.496	20	0.177	\$6.23

* See web store for maximum cut lengths



Please Note: Our prices on Flexing Control Cable are closely tied to the market price for copper. This allows us to offer the best savings possible if conditions are favorable; however, it also means that our prices may increase if market conditions warrant.




1.0 mm² (18AWG) Unshielded Continuous Flexing Control Cable

1.0 mm ² (18AWG) Continuous Flexing Control Cable Specifications (Unshielded)			
Conductors Gauge & Stranding	1.0 mm ² (18AWG) 56x0.15 bare copper	Outer Jacket	Gray PVC
Voltage Ratings	600V per UL	UV Resistance	Yes, UL 1581
	Tested to 3000V	Oil Resistance	Yes
Min. Bend Radius	Moving, 7.5 x diameter	Flame Retardant	Per UL VW-1, FT-1, DIN EN 50265-2-1 FT1
	Fixed, 4.0 x diameter	Silicone-free	Yes
Temperature Ratings	Moving, 5°F to +194°F (-15°C to +90°C)	Approvals	cUL AWM Style 2586, CE, RoHS, REACH
	Fixed, -40°F to +221°F (-40°C to +105°C)	Sample Print Legend	LUTZE SUPERFLEX® N PVC CONSTANT FLEXING CABLE OIL RESISTANT FRPP/ PVC A14818XX XG0.5 MM2 (AWG18/XC) E197090 cURus AWM STYLE 2586 105C 600V VW-1 AWM I/II A/B 105C 600V FT1 ROHS DATE CODE CE-40
Conductor Insulation	TPE High Glide with green/yellow ground		
Conductor Markings	Black with White numbers		

1.0 mm ² (18AWG) Continuous Flexing Control Cable (Unshielded)							
Part Number	Number of Conductors (includes ground)	AWG	Strand	Maximum O.D. (Inches ±10%)	Minimum Cut Length (ft)*	Approximate Weight (lb/ft)	Price per foot
A1481803-1	3	1.0 mm ² (18AWG)	56	0.240	20	0.044	\$1.96
A1481804-1	4	1.0 mm ² (18AWG)	56	0.264	20	0.053	\$2.33
A1481805-1	5	1.0 mm ² (18AWG)	56	0.283	20	0.065	\$2.68
A1481807-1	7	1.0 mm ² (18AWG)	56	0.335	20	0.092	\$3.47
A1481812-1	12	1.0 mm ² (18AWG)	56	0.417	20	0.141	\$4.71

* See web store for maximum cut lengths




Please Note: Our prices on Flexing Control Cable are closely tied to the market price for copper. This allows us to offer the best savings possible if conditions are favorable; however, it also means that our prices may increase if market conditions warrant.



1.0 mm² (18AWG) Unshielded Continuous Flexing Control Cable

1.0 mm ² (18AWG) Continuous Flexing Control Cable (Unshielded)							
Part Number	Number of Conductors (includes ground)	AWG	Strand	Maximum O.D. (Inches ± 10%)	Minimum Cut Length (ft)*	Approximate Weight (lb/ft)	Price per foot
A1481818-1	18	1.0 mm ² (18AWG)	56	0.500	20	0.211	\$6.78
A1481825-1	25	1.0 mm ² (18AWG)	56	0.602	20	0.291	\$9.42
A1481834-1	34	1.0 mm ² (18AWG)	56	0.685	20	0.392	\$12.42

* See web store for maximum cut lengths



Please Note: Our prices on Flexing Control Cable are closely tied to the market price for copper. This allows us to offer the best savings possible if conditions are favorable; however, it also means that our prices may increase if market conditions warrant.




1.5 mm² (16AWG) Unshielded Continuous Flexing Control Cable

1.5 mm ² (16AWG) Continuous Flexing Control Cable Specifications (Unshielded)			
Conductors Gauge & Stranding	1.5 mm ² (16AWG) 82x0.15 bare copper	Outer Jacket	Gray PVC
Voltage Ratings	600V per UL	UV Resistance	Yes, UL 1581
	Tested to 3000V	Oil Resistance	Yes
Min. Bend Radius	Moving, 7.5 x diameter	Flame Retardant	Per UL VW-1, FT-1, DIN EN 50265-2-1 FT1
	Fixed, 4.0 x diameter	Silicone-free	Yes
Temperature Ratings	Moving, 5°F to +194°F (-15°C to +90°C)	Approvals	cUL AWM Style 2586, CE, RoHS, REACH
	Fixed, -40°F to +221°F (-40°C to +105°C)	Sample Print Legend	LUTZE SUPERFLEX® N PVC CONSTANT FLEXING CABLE OIL RESISTANT FRPP/ PVC A14816XX XG1.5 MM2 (AWG16/XC) E197090 cURus AWM STYLE 2586 105C 600V VW-1 AWM I/III A/B 105C 600V FT1 ROHS DATE CODE CE-40
Conductor Insulation	TPE High Glide with green/yellow ground		
Conductor Markings	Black with White numbers		

1.5 mm ² (16AWG) Continuous Flexing Control Cable (Unshielded)							
Part Number	Number of Conductors (includes ground)	AWG	Strand	Maximum O.D. (Inches ±10%)	Minimum Cut Length (ft)*	Approximate Weight (lb/ft)	Price per foot
A1481603-1	3	1.5 mm ² (16AWG)	82	0.276	20	0.059	\$2.41
A1481604-1	4	1.5 mm ² (16AWG)	82	0.303	20	0.073	\$2.83
A1481605-1	5	1.5 mm ² (16AWG)	82	0.331	20	0.090	\$3.37
A1481607-1	7	1.5 mm ² (16AWG)	82	0.402	20	0.132	\$4.23
A1481612-1	12	1.5 mm ² (16AWG)	82	0.500	20	0.203	\$6.43

* See web store for maximum cut lengths




Please Note: Our prices on Flexing Control Cable are closely tied to the market price for copper. This allows us to offer the best savings possible if conditions are favorable; however, it also means that our prices may increase if market conditions warrant.



1.5 mm² (16AWG) Unshielded Continuous Flexing Control Cable

1.5 mm ² (16AWG) Continuous Flexing Control Cable (Unshielded)							
Part Number	Number of Conductors (includes ground)	AWG	Strand	Maximum O.D. (Inches ± 10%)	Minimum Cut Length (ft)*	Approximate Weight (lb/ft)	Price per foot
A1481618-1	18	1.5 mm ² (16AWG)	82	0.583	20	0.294	\$9.32
A1481625-1	25	1.5 mm ² (16AWG)	82	0.717	20	0.417	\$12.91

* See web store for maximum cut lengths



Please Note: Our prices on Flexing Control Cable are closely tied to the market price for copper. This allows us to offer the best savings possible if conditions are favorable; however, it also means that our prices may increase if market conditions warrant.




2.5 mm² (14AWG) Unshielded Continuous Flexing Control Cable

2.5 mm ² (14AWG) Continuous Flexing Control Cable Specifications (Unshielded)			
Conductors Gauge & Stranding	2.5 mm ² (14AWG) 134x0.15 bare copper	Outer Jacket	Gray PVC
Voltage Ratings	600V per UL	UV Resistance	Yes, UL 1581
	Tested to 3000V	Oil Resistance	Yes
Min. Bend Radius	Moving, 7.5 x diameter	Flame Retardant	Per UL VW-1, FT-1, DIN EN 50265-2-1 FT1
	Fixed, 4.0 x diameter	Silicone-free	Yes
Temperature Ratings	Moving, 5°F to +194°F (-15°C to +90°C)	Approvals	cUL AWM Style 2586, CE, RoHS, REACH
	Fixed, -40°F to +221°F (-40°C to +105°C)		
Conductor Insulation	TPE High Glide with green/yellow ground	Sample Print Legend	LUTZE SUPERFLEX® N PVC CONSTANT FLEXING CABLE OIL RESISTANT FRPP/ PVC A14814XX XG2.5 MM2 (AWG14/XC) E197090 cURus AWM STYLE 2586 105C 600V VW-1 AWM I/II A/B 105C 600V FT1 ROHS DATE CODE CE-40
Conductor Markings	Black with White numbers		

2.5 mm ² (14AWG) Continuous Flexing Control Cable (Unshielded)							
Part Number	Number of Conductors (includes ground)	AWG	Strand	Maximum O.D. (Inches ±10%)	Minimum Cut Length (ft)*	Approximate Weight (lb/ft)	Price per foot
A1481404-1	4	2.5 mm ² (14AWG)	134	0.339	20	0.102	\$3.86
A1481405-1	5	2.5 mm ² (14AWG)	134	0.382	20	0.132	\$4.64
A1481407-1	7	2.5 mm ² (14AWG)	134	0.469	20	0.194	\$6.15

* See web store for maximum cut lengths



Please Note: Our prices on Flexing Control Cable are closely tied to the market price for copper. This allows us to offer the best savings possible if conditions are favorable; however, it also means that our prices may increase if market conditions warrant.




4mm² (12AWG) Unshielded Continuous Flexing Control Cable

4mm ² (12AWG) Continuous Flexing Control Cable Specifications (Unshielded)			
Conductors Gauge & Stranding	4mm ² (12AWG) 224x0.15 bare copper	Outer Jacket	Gray PVC
Voltage Ratings	600V per UL	UV Resistance	Yes, UL 1581
	Tested to 3000V	Oil Resistance	Yes
Min. Bend Radius	Moving, 7.5 x diameter	Flame Retardant	Per UL VW-1, FT-1, DIN EN 50265-2-1 FT1
	Fixed, 4.0 x diameter	Silicone-free	Yes
Temperature Ratings	Moving, 5°F to +194°F (-15°C to +90°C)	Approvals	cUL AWM Style 2586, CE, RoHS, REACH
	Fixed, -40°F to +221°F (-40°C to +105°C)	Sample Print Legend	LUTZE SUPERFLEX® N PVC CONSTANT FLEXING CABLE OIL RESISTANT FRPP/PVC A14812XX XG4.0 MM2 (AWG12/XC) E197090 cURus AWM STYLE 2586 105C 600V VW-1 AWM I/II A/B 105C 600V FT1 ROHS DATE CODE CE-40
Conductor Insulation	TPE High Glide with green/yellow ground		
Conductor Markings	Black with White numbers		

4mm ² (12AWG) Continuous Flexing Control Cable (Unshielded)							
Part Number	Number of Conductors (includes ground)	AWG	Strand	Maximum O.D. (Inches ±10%)	Minimum Cut Length (ft)*	Approximate Weight (lb/ft)	Price per foot
A1481204-1	4	4mm ² (12AWG)	224	0.433	20	0.180	\$6.37
A1481207-1	7	4mm ² (12AWG)	224	0.591	20	0.328	\$10.34

* See web store for maximum cut lengths



Please Note: Our prices on Flexing Control Cable are closely tied to the market price for copper. This allows us to offer the best savings possible if conditions are favorable; however, it also means that our prices may increase if market conditions warrant.