




# SJ100 CONFIGURATION, CONTROL AND MONITORING

There are several choices when deciding how to configure, control, or monitor your Hitachi drive. Read the descriptions on the next few pages to decide which device will best suit the needs of your application.

## Built-in digital keypad

### SJ100 Series

The SJ100 series drives come standard with a built-in keypad. This keypad has a single line, 4-character LED display. The keypad can be used to program the drive's parameters as well as to monitor specific drive functions.




1 - 8 0 0 - 6 3 3 - 0 4 0 5

## Remote display with stop button

### OPE-J (SJ100 Series only)

The OPE-J allows you to monitor your SJ100 drive from a remote location. The remote display also provides you with a STOP button to use in your application. All other keys are non-functional.

Remote Display		
Part Number	Description	Price
OPE-J	Remote display (cable purchased separately)	\$50.00
ICJ-1	Cable, 1m, for OPE-J	\$25.00
ICJ-3L	Cable, 3m, for OPE-J	\$50.00



# SJ100 CONFIGURATION, CONTROL AND MONITORING

## Digital remote operator with serial communications

### SC-OPE3I

The SC-OPE3I Operator Interface is a 4-line, 20-character back-lit LCD display with advanced capabilities for the SJ100/SJ300 Series drives. The SC-OPE3I can be installed on the SJ300 drive in place of the standard factory keypad, or it can be mounted remotely for use with the SJ100 and SJ300 Series drives. The SC-OPE3I gives you memory upload and download capability with onboard EEPROM for memory storage.


RS232-RS422/485 connectivity is standard on this device. To access the RS422/485 port, the SC-OPE3I must be panel or DIN rail mounted. The RS232 port is accessible from the front of the keypad and can be installed on the drive while in use. The SC-OPE3I can be flash loaded with a number of different serial protocols through the RS232 port.

The SC-OPE3I comes preconfigured to work with the SJ300 Series drives. SC-OPE3CK configuration software must be purchased to configure the SC-OPE3I for use with the SJ100 Series drives. A bezel kit is also available that allows the SC-OPE3I to be panel or DIN rail mounted.

### Features:

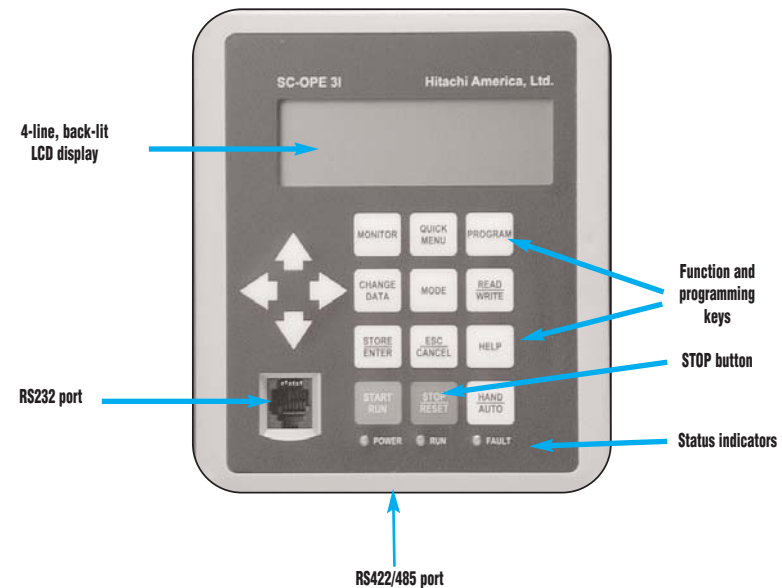

- Four line, 20-character, back-lit display
- Panel or DIN rail mountable
- RS232-RS422/485 connectivity
- Multiple serial protocols:  
**DirectNet**  
 Modbus RTU
- Parameter upload/ download
- Onboard EEPROM storage

### Onboard mounting (SJ300 only)



Digital Remote Operator		
Part Number	Description	Price
SC-OPE3I	Digital remote operator with serial communications	\$265.00
SC-OPE3BK	Includes bezel for SC-OPE3I, 1-meter drive interface cable, and mounting hardware	\$55.00
SC-OPE3CK	Includes configuration software, PC cable, and manual	\$55.00

### Remote mounting



www.automationdirect.com/drives

