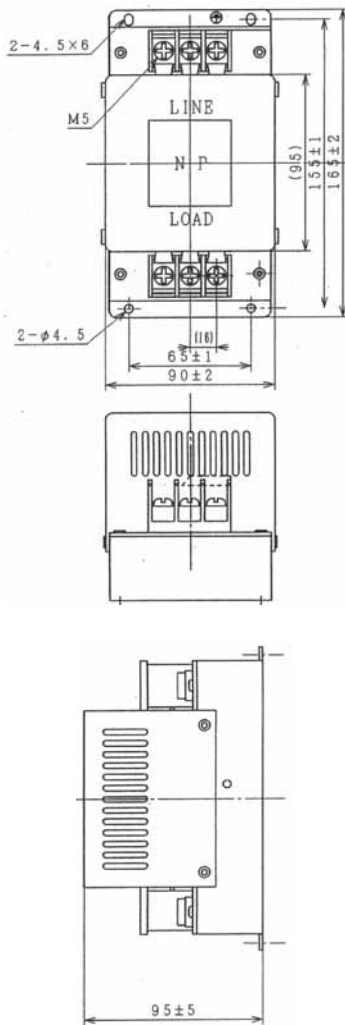


SJ300 Accessories — EMI Filters

EMI filters

EMI filters reduce electromagnetic interference, or noise, on the input side of the inverter. EMI filters are needed for CE compliance.

NF-CEH7 to NF-CEH40 dimensions

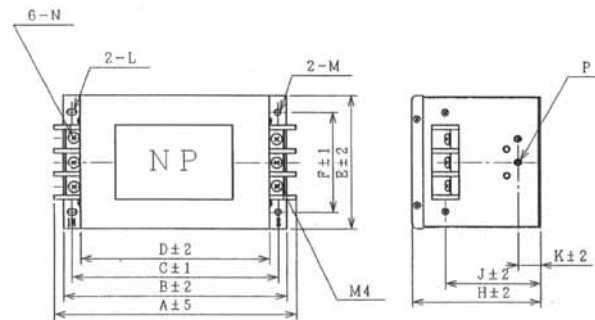


Filter dimensions are in mm.
(1 inch = 25.4 mm)
Example: 40 mm to inches-40/25.4 = 1.57 in.

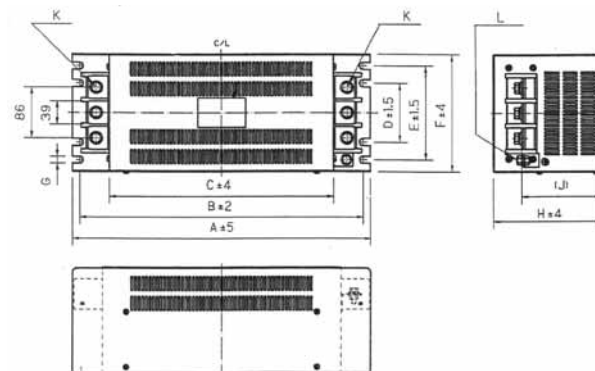
SJ300 Model EMI Filter				
200V Class	400V Class	EMI Filter	EMI Filter Rating	Price
004LFU	007HFU	NF-CEH7	1/2 - 1Hp 230VAC and 1 - 3Hp 480VAC	<--->
007LFU	015HFU			
	022HFU			
015LFU	040HFU	NF-CEH10	NF-CEH10 2Hp 230VAC and 5Hp 480VAC	<--->
022LFU	055HFU	NF-CEH20	3 5Hp 230VAC AND 7.5 - 10Hp 480VAC	<--->
037LFU	075HFU			
055LFU	110HFU	NF-CEH30	7.5Hp 230VAC AND 15Hp 480VAC	<--->
075LFU	150HFU	NF-CEH40	10Hp 230VAC AND 20Hp 480VAC	<--->
	185HFU	NF-CEH50	25Hp 480VAC	<--->
110LFU	220HFU	NF-CEH60	15Hp 230VAC AND 30Hp 480VAC	<--->
150LFU	n/a	NF-CEH80	20Hp 230VAC	<--->
185LFU	n/a	NF-CEH100	25Hp 230VAC	<--->
220LFU	n/a	NF-CEH150	30 Hp 230VAC	<--->

NF-CEHxx Dimensions in mm														
Part #	A	B	C	D	E	F	G	H	J	K	L	M	N	P
NF-CEH50	217	200	185	170	120	90	-	115	85	20	R2.75, L7	Ph5.5	M6	M4
NF-CEH60	217	200	185	170	120	90	-	115	85	20	R2.75, L7	Ph5.5	M6	M4
NF-CEH80	217	200	185	170	120	90	-	115	85	20	R2.75, L7	Ph5.5	M6	M4
NF-CEH100	254	230	215	200	150	120	-	115	85	30	R3.25, L8	Ph5.5	M8	M6
NF-CEH150	314	300	280	260	200	170	-	130	90	35	R3.25, L8	Ph5.5	M8	M6

NF-CEH40 to NF-CEH150 dimensions



NF-CEH200 to NF-CEH300 dimensions



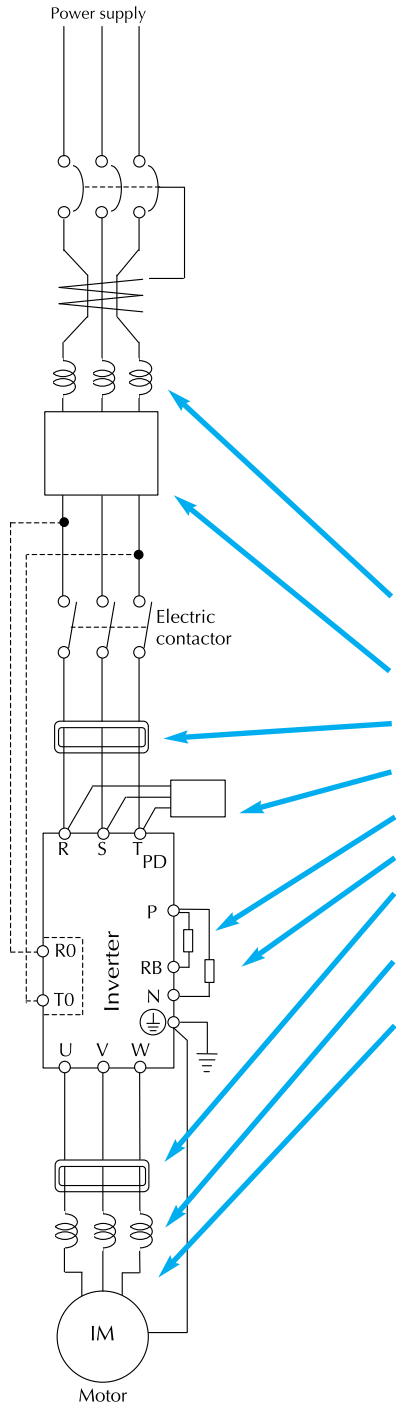
SJ300 Accessories — Introduction

Customize your application

We offer a complete line of accessories that allows you to customize your SJ300 application. Choose from the accessories in the table below to enhance your SJ300's performance. Detailed specifications on the SJ300 accessories are located on the next few pages.

Warning

If your application requires a non-time controlled stop (Emergency Stop), then you must wire an E-Stop and provide a mechanical stop in your process. Depending on inertia and other factors, fast stopping can be achieved without an E-Stop, but it remains non-time-controlled. The user must determine whether a time-controlled stop is adequate for the process.



Accessories	
Name	Function
AC Reactor (HRL-x)	This is useful when harmonic suppression measures must be taken, when the main power voltage unbalance rate exceeds 3% and the main power capacity exceeds 500kVA, or when a sudden power voltage variation occurs. Protects drive diodes.
EMI Filter (FFL-x)	Reduces electromagnetic interference or noise on the input side of the inverter. For CE compliance.
RF Filter, Input Side (ZCL-x)	Reduces FR noise on the input side of the inverter. -B40 (400V & 200V to 5Hp), -A (200V above 5Hp)
Capacitive Filter (CFI-x)	Reduces radio frequency noise on the input side of the inverter. -L for 200V and -H for 400V (Non CE)
Braking Resistor	Used to increase the control torque of the inverter, for frequently repeated ON-OFF cycles of the inverter, or for decelerating a load with large inertia.
Braking Unit (BRD-x)	Used to increase the control torque of the inverter, for frequently repeated ON-OFF cycles of the inverter, or for decelerating a load with large inertia.
RF Filter, Output Side (ZCL-A, ZCL-B40)	Reduces radio frequency interference or noise on the output side of the inverter. (This is the same part as that on the input side.)
Output AC Reactor (HRL-x)	Used to reduce motor vibration. When the wire length between the inverter and motor is more than 30 feet, this unit protects the motor insulation from harmonics. A current sensor may be used instead of the thermal relay.
Output Wiring	Must be shielded for CE compliance.



- PLC Overview
- DL05/06 PLC
- DL105 PLC
- DL205 PLC
- DL305 PLC
- DL405 PLC
- Field I/O
- Software
- C-more HMIs
- Other HMI
- AC Drives
- Motors
- Steppers/Servos
- Motor Controls
- Proximity Sensors
- Photo Sensors
- Limit Switches
- Encoders
- Current Sensors
- Pushbuttons/Lights
- Process
- Relays/Timers
- Comm.
- TB's & Wiring
- Power
- Circuit Protection
- Enclosures
- Appendix
- Part Index