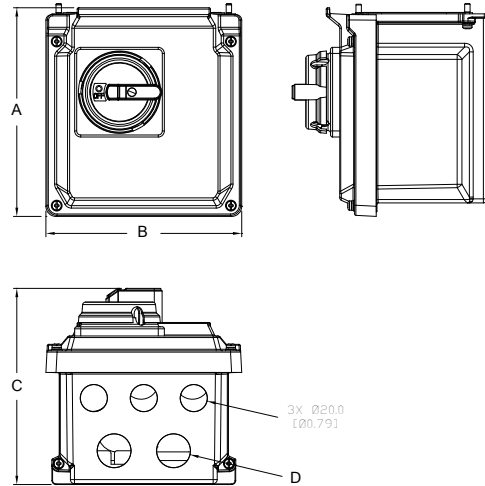


GS20(X) Optional Accessories – General

Disconnect Switch

The GS20XA-DSx series disconnect switch provides a local on/off disconnect switch that is easily mounted to the GS20X drive. This accessory provides an easy, quick, single hasp lockout point to isolate power to the drive. For more information and installation instructions, see the GS20(X) User Manual.



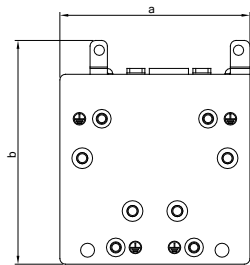
GS20X Disconnect Switch Selection						
Frame	Part Number	Price	Dimensions (mm [in])			
			A	B	C	D
A	GS20XA-DSA	\$96.00	154.5 [6.08]	145.0 [5.71]	145.2 [5.72]	2x Ø25.0 [Ø0.98]
B	GS20XA-DSB	\$99.50	164.5 [6.48]	165.0 [6.50]	152.5 [6.01]	2x Ø32.4 [Ø1.28]
C	GS20XA-DSC	\$165.50				

EMC Shield Plate

EMC Shield Plates are available for use with shielded cable and your GS20 drive. For GS20X drives, please use Earthing Plates. Each shield plate is compatible with all GS20 drives of that frame size. For more information and installation instructions, see the GS20(X) User Manual.

GS20 EMC Shield Plate Selection		
Frame	EMC Shield Plate Model	Price
A	GS20A-ESP-A	\$23.00
B	GS20A-ESP-B	\$23.80
C	GS20A-ESP-C	\$24.40
D	GS20A-ESP-D	\$25.00
E	GS20A-ESP-E	\$35.20
F	GS20A-ESP-F	\$35.80

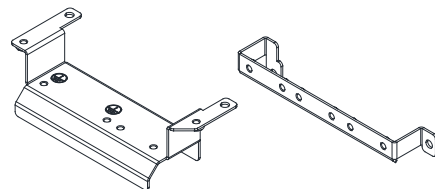
EMC Shield Plate Dimensions		
Model	Dimensions mm [inch]	
	a	b
GS20A-ESP-A	69.3 [2.73]	80.0 [3.15]
GS20A-ESP-B	67.7 [2.67]	79.7 [3.14]
GS20A-ESP-C	78.0 [3.07]	91.0 [3.58]
GS20A-ESP-D	103.4 [4.07]	97.0 [3.82]
GS20A-ESP-E	124.3 [4.89]	77.4 [3.05]
GS20A-ESP-F	168.0 [6.61]	80.0 [3.15]



Earthing Plate

Earthing plates are available for use with shielded cable and your GS20X drive. For GS20 drives, please use EMC shield plates. Each earthing plate is compatible with all GS20X drives of that frame size. For more information and installation instructions, see the GS20(X) User Manual.

GS20X Earthing Plate Selection		
Frame	Earthing Plate Model	Price
A	GS20XA-EPA	\$36.40
B	GS20XA-EPB	\$42.00
C	GS20XA-EPC	\$42.60



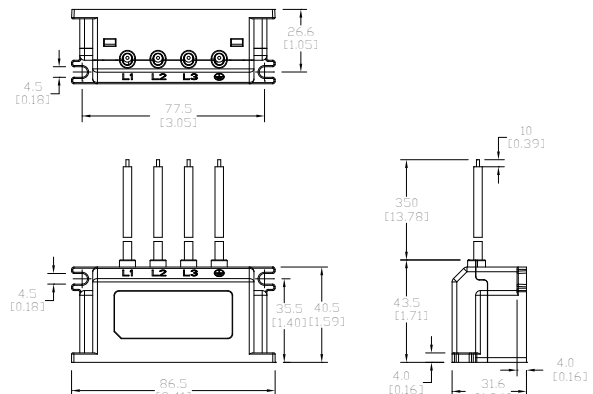
Example Earthing Plate - GS20XA-EPA

Capacitive Filter

The GS20A-CAPF capacitive filter supports basic filtering and noise interference reduction for all GS20 and GS20X models 460V and below. For more information and installation instructions, please see the GS20(X) User Manual.

The GS20A-CAPF cannot be used with 575V models.

GS20A-CAPF Specifications			
Price	Applicable Voltage	Temperature Range	Capacitance
\$19.15	110–480 VAC	-40–85°C	Cx: 1uF ± 20% Cy: 0.1uF ± 20%



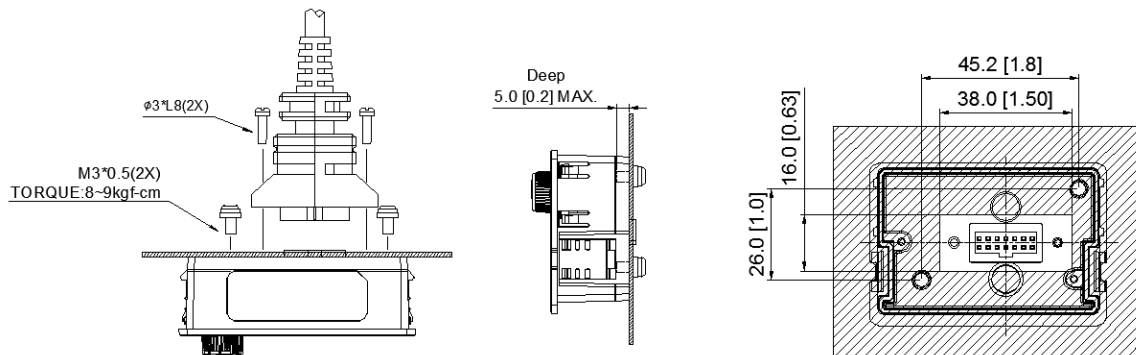
GS20(X) Optional Accessories – General

Replacement Keypad

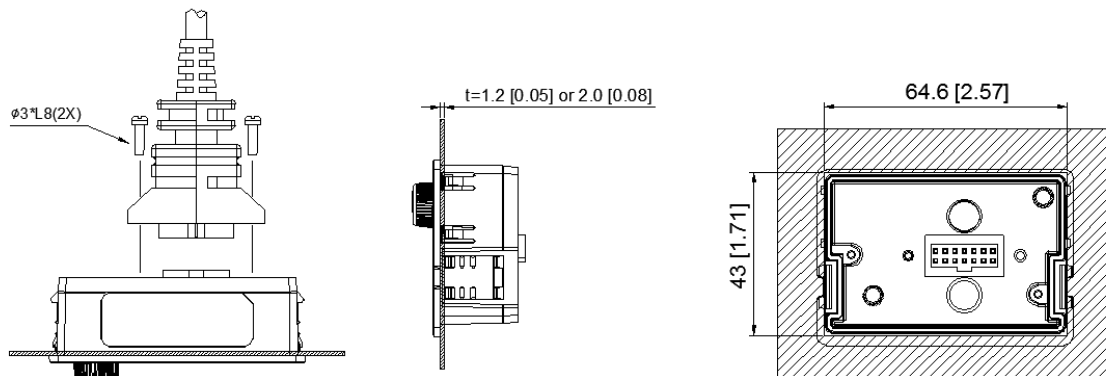
The GS20A-KPD can be used to replace the keypad that comes with each GS20 drive. The replacement keypad can be plugged directly into the drive (no screws needed) or mounted remotely using M3 screws and a keypad extension cable.



GS20-KPD Replacement Keypad			
Price	Part	Screw	Torque
\$24.60	GS20A-KPD	M3	8-9 kg-cm (6.947.81 lb-in.) [0.78-0.88 N-m]



Direct Mounting on Plate



Embedded Mounting in Plate

Keypad Extension Cables

The default GS20 keypad is removable and can be remote installed if desired. Use one of the cables below to connect the remotely installed keypad back to the GS20 drive.

GS20 Keypad Compatible Extension Cables		
Price	Cable	Length (m [ft])
\$30.50	GS-CBL2-1L	1 [3.28]
\$41.00	GS-CBL2-3L	3 [9.84]
\$47.00	GS-CBL2-5L	5 [16.4]