

GREENLEE® Knockout Tools

Quick Draw Hydraulic Drivers



The Greenlee Quick Draw hydraulic drivers are self-contained manual punching tools designed for fast, portable operation in the field — no separate pump required. Two head configurations are available: the straight 0-degree head for standard panel access and the 90-degree head for punching in tight corners and confined enclosures. Complete Quick Draw knockout sets pair each driver with six Slug-Buster punch and die sets covering 1/2in through 2in conduit, short hydraulic draw bolts, and a plastic carrying case — everything needed to start punching immediately. Both drivers and their matching sets deliver 78 kN of pulling force through steel, stainless steel, plastic, and non-ferrous metals.





Features

- Integrated hydraulic mechanism — no separate pump required
- 78 kN (17,600 lbf) of pulling force
- Available in 0-degree and 90-degree fixed head configurations
- Short hydraulic draw bolts (3/4in and 7/16in) and plastic carrying case included
- Maximum punch diameter of 2in
- Compatible with all Greenlee Slug-Buster and Standard Round knockout punch and die sets

Quick Draw Hydraulic Drivers Specifications

Part Number	Product Image	Item	Head Type	Pulling Force	Includes	Price
<u>7804SB</u>		Manual hydraulic driver	0-degree fixed	78 kN (17,600 lbf)	(2) short hydraulic draw bolts (3/4in and 7/16in) and plastic carrying case	\$970.00
<u>7904SB</u>		Manual hydraulic driver	90-degree fixed	78 kN (17,600 lbf)	(2) short hydraulic draw bolts (3/4in and 7/16in) and plastic carrying case	\$1,050.00

Quick Draw Knockout Punch Sets Specifications

Part Number	Product Image	Number of Pieces	Size	Operation Type	Set Includes	Price
<u>7806SB</u>		10	1/2in conduit-2in conduit	Manual hand pump	(6) Conduit Slug-Buster punch & die (1/2in, 3/4in, 1in, 1-1/4in, 1-1/2in, 2in) (2) short hydraulic draw bolt (7/16in, 3/4in) (1) Quick Draw hydraulic driver (1) plastic case	\$1,200.00
<u>7906SB</u>		10	1/2in conduit-2in conduit	Manual hand pump	(6) Conduit Slug-Buster punch & die (1/2in, 3/4in, 1in, 1-1/4in, 1-1/2in, 2in) (2) short hydraulic draw bolt (7/16in, 3/4in) (1) Quick Draw 90deg hydraulic driver (1) plastic case	\$1,300.00

GREENLEE® Knockout Tools

Overview

Greenlee knockout punching tools and accessories deliver clean, precise holes in multiple materials, including steel (up to 10ga thick), stainless steel (up to 12ga thick), brass, copper, aluminum, fiberglass, and plastic up to 10ga thickness — without drilling or secondary finishing. Three hydraulic driver configurations cover every application: the classic ram-and-pump system for high-force punching up to 108 kN, the self-contained Quick Draw® for fast portable operation in straight or right-angle configurations, and the cordless Gator battery driver for maximum mobility.

For wrench-driven applications, the ratcheting 1in box end wrench pairs with any Greenlee draw stud and knockout punch set. The Greenlee system is built around two proven punch series — Slug-Buster® and Standard Round — available as complete sets with driver included, individual punch and die sets, or replacement punches and dies sold separately. Knockout sets span conduit sizes from 1/2in through 4in depending on configuration, with metric sizing also available. Whether the job calls for a single conduit knockout or a full production punching setup, there's a Greenlee configuration to get it done.

Greenlee Knockout Tools	
Category	Description
Ratcheting wrench	1in ratcheting box end wrench, 13in length, for use with knockout draw bolts
Ram/pump hydraulic drivers	Manual hydraulic ram and pump system, up to 108 kN, 0-degree fixed head
Quick Draw hydraulic drivers	Self-contained manual hydraulic drivers, 78 kN, 0-degree and 90-degree fixed head
Gator battery hydraulic drivers	Cordless 18 VDC hydraulic drivers, 69 kN, 360-degree adjustable head
Knockout sets	Complete sets spanning Slug-Buster, Standard Round, Quick Draw, and Gator series, 1/2in–4in conduit
Slug-Buster punches and dies	Individual punch & die sets and replacement punches, 1/2in–2in conduit and 30.5mm
Standard round punches and dies	Individual punch & die sets, replacement punches and dies, 1/2in–2in conduit and 30.5mm
Draw studs	Manual ball-bearing, hydraulic short, and Quick Draw short — 7/16in and 3/4in

