

GREENLEE® Knockout Tools

Manual Hydraulic Ram/Pump Drivers





The Greenlee ram-and-pump hydraulic punching system delivers up to 108 kN of pulling force for clean, precise holes in steel, stainless steel, plastic, and non-ferrous sheet materials. The modular design separates the hydraulic ram from the hand pump, giving operators the flexibility to replace either component independently. Replacement rams and the pump are available individually to minimize downtime when components need service.

Features



- Up to 108 kN (24,300 lbf) of pulling force for demanding punching applications
- Modular ram-and-pump design — components serviceable and replaceable independently
- 0-degree fixed head for straight punching operations
- Compatible with all Greenlee Slug-Buster and Standard Round knockout punch and die sets
- Maximum punch diameter of 4in
- Accepts 7/16in and 3/4in hydraulic draw bolts



Manual Hydraulic Ram/Pump Drivers Specifications

Part Number	Product Image	Item	Pulling Force	Fits	Includes	Price
7646		Manual hydraulic driver	108 kN (24,300 lbf)	—	(1) 746A manual hydraulic ram, (1) 767 hand pump, (2) hydraulic draw bolts (3/4in and 7/16in)	\$810.00
746		Manual hydraulic ram	59 kN (13,300 lbf)	767 hand pump	(1) 3/4in hydraulic draw bolt, (1) 1/4in female coupler, and (1) dust plug	\$810.00
746A		Manual hydraulic ram	108 kN (24,300 lbf)	767 hand pump	(1) dust plug	\$1,100.00
767		Hydraulic hand pump	—	746, 746A manual hydraulic ram	—	\$550.00

Manual Hydraulic Knockout Punch Sets Specifications

Part Number	Product Image	Number of Pieces	Series	Size	Set Includes	Price
7306SB		10	Slug-Buster	1/2in conduit-2in conduit	(6) Conduit Slug-Buster punch & die (1/2in, 3/4in, 1in, 1-1/4in, 1-1/2in, 2in) (2) hydraulic draw bolt (7/16in, 3/4in) (1) 746A ram w/ 767 manual hand pump & hose (1) plastic case	\$1,285.00
7310SB		15	Slug-Buster	1/2in conduit-4in conduit	(10) Conduit Slug-Buster punch & die (1/2in, 3/4in, 1in, 1-1/4in, 1-1/2in, 2in, 2-1/2in, 3in, 3-1/2in, 4in) (3) hydraulic draw bolt (7/16in, 3/4in, 1-1/8in) (1) 746A ram w/ 767 manual hand pump & hose (1) plastic case	\$1,975.00

GREENLEE® Knockout Tools

Overview

Greenlee knockout punching tools and accessories deliver clean, precise holes in multiple materials, including steel (up to 10ga thick), stainless steel (up to 12ga thick), brass, copper, aluminum, fiberglass, and plastic up to 10ga thickness — without drilling or secondary finishing. Three hydraulic driver configurations cover every application: the classic ram-and-pump system for high-force punching up to 108 kN, the self-contained Quick Draw® for fast portable operation in straight or right-angle configurations, and the cordless Gator battery driver for maximum mobility.

For wrench-driven applications, the ratcheting 1in box end wrench pairs with any Greenlee draw stud and knockout punch set. The Greenlee system is built around two proven punch series — Slug-Buster® and Standard Round — available as complete sets with driver included, individual punch and die sets, or replacement punches and dies sold separately. Knockout sets span conduit sizes from 1/2in through 4in depending on configuration, with metric sizing also available. Whether the job calls for a single conduit knockout or a full production punching setup, there's a Greenlee configuration to get it done.

Greenlee Knockout Tools	
Category	Description
Ratcheting wrench	1in ratcheting box end wrench, 13in length, for use with knockout draw bolts
Ram/pump hydraulic drivers	Manual hydraulic ram and pump system, up to 108 kN, 0-degree fixed head
Quick Draw hydraulic drivers	Self-contained manual hydraulic drivers, 78 kN, 0-degree and 90-degree fixed head
Gator battery hydraulic drivers	Cordless 18 VDC hydraulic drivers, 69 kN, 360-degree adjustable head
Knockout sets	Complete sets spanning Slug-Buster, Standard Round, Quick Draw, and Gator series, 1/2in–4in conduit
Slug-Buster punches and dies	Individual punch & die sets and replacement punches, 1/2in–2in conduit and 30.5mm
Standard round punches and dies	Individual punch & die sets, replacement punches and dies, 1/2in–2in conduit and 30.5mm
Draw studs	Manual ball-bearing, hydraulic short, and Quick Draw short — 7/16in and 3/4in

